

TABLE 1
PERCENTAGES OF MCAT EXAMINEES ACHIEVING SCALED SCORE LEVELS
AND ASSOCIATED PERCENTILE RANK RANGES BY AREA OF ASSESSMENT
COMBINED APRIL/AUGUST 2000 ADMINISTRATIONS
N = 54,763

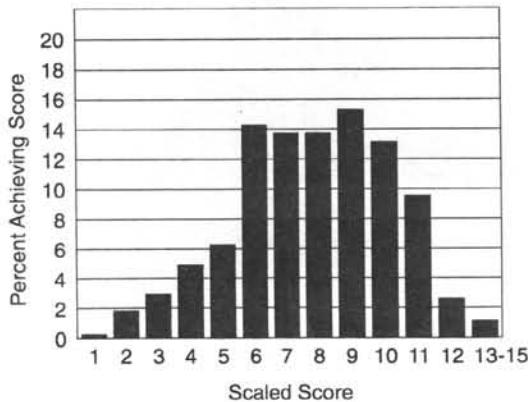
Verbal Reasoning		
Scaled Score	Percent Achieving Score	Percentile Rank Range
13-15	1.1	98.9-99.9
12	2.6	96.3-98.8
11	9.6	86.7-96.2
10	13.2	73.5-86.6
9	15.4	58.1-73.4
8	13.8	44.3-58.0
7	13.8	30.5-44.2
6	14.3	16.2-30.4
5	6.3	09.9-16.1
4	4.9	05.0-09.8
3	2.9	02.1-04.9
2	1.8	00.3-02.0
1	0.2	00.0-00.2

Scaled Score	
Mean	= 7.8
Std Deviation	= 2.40

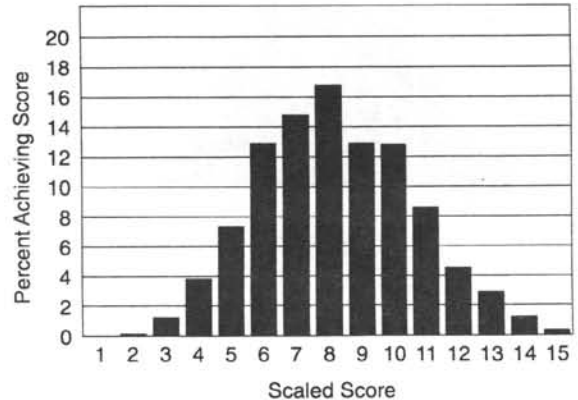
Physical Sciences		
Scaled Score	Percent Achieving Score	Percentile Rank Range
15	0.3	99.9-99.9
14	1.2	98.7-99.8
13	2.9	95.8-98.6
12	4.5	91.3-95.7
11	8.6	82.7-91.2
10	12.8	69.9-82.6
9	12.9	57.0-69.8
8	16.8	40.2-56.9
7	14.8	25.4-40.1
6	12.9	12.5-25.3
5	7.3	05.2-12.4
4	3.8	01.4-05.1
3	1.2	00.2-01.3
2	0.1	00.1-00.1
1	0.0	00.0-00.0

Scaled Score	
Mean	= 8.2
Std Deviation	= 2.37

Verbal Reasoning



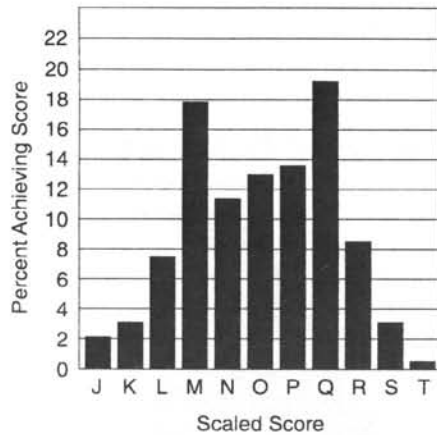
Physical Sciences



Writing Sample		
Scaled Score	Percent Achieving Score	Percentile Rank Range
T	0.5	99.6-99.9
S	3.1	96.5-99.5
R	8.5	88.0-96.4
Q	19.3	68.7-87.9
P	13.6	55.1-68.6
O	13.0	42.1-55.0
N	11.4	30.7-42.0
M	17.9	12.8-30.6
L	7.5	05.3-12.7
K	3.1	02.2-05.2
J	2.1	00.0-02.1
75th Percentile = Q		
50th Percentile = O		
25th Percentile = M		

Biological Sciences		
Scaled Score	Percent Achieving Score	Percentile Rank Range
15	0.1	99.9-99.9
14	0.7	99.5-99.9
13	2.1	97.4-99.4
12	4.8	92.6-97.3
11	8.3	84.3-92.5
10	17.9	66.4-84.2
9	16.6	49.8-66.3
8	16.7	33.1-49.7
7	10.2	22.9-33.0
6	10.2	12.7-22.8
5	5.1	07.6-12.6
4	3.9	03.7-07.5
3	2.4	01.3-03.6
2	1.1	00.2-01.2
1	0.1	00.0-00.1
Scaled Score		
Mean = 8.3		
Std Deviation = 2.39		

Writing Sample



Biological Sciences

