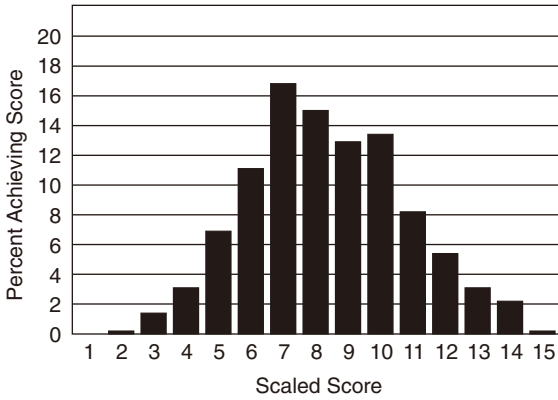


Table 1

Percentages of MCAT Examinees Achieving Scaled Score Levels and Associated Percentile Rank Ranges by Area of Assessment
Combined April/August 2006 Administration N = 70,901

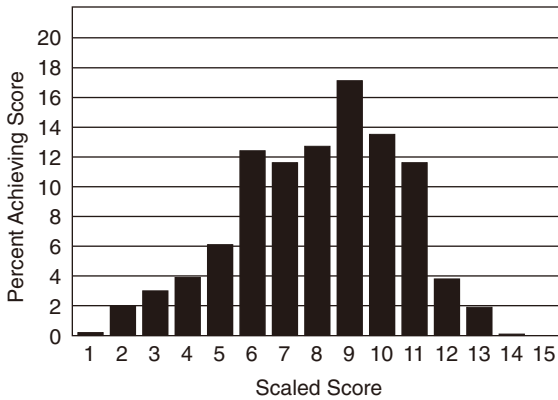
Physical Sciences



Scaled Score	Percent Achieving Score	Percentile Rank Range
15	0.2	99.8–99.9
14	2.2	97.6–99.7
13	3.1	94.5–97.5
12	5.4	89.1–94.4
11	8.2	80.9–89.0
10	13.4	67.5–80.8
9	12.9	54.6–67.4
8	15.0	39.6–54.5
7	16.8	22.8–39.5
6	11.1	11.7–22.7
5	6.9	04.8–11.6
4	3.1	01.7–04.7
3	1.4	00.3–01.6
2	0.2	00.1–00.2
1	0.0	00.0–00.0

Scaled Score
 Mean = 8.4
 Std Deviation = 2.4

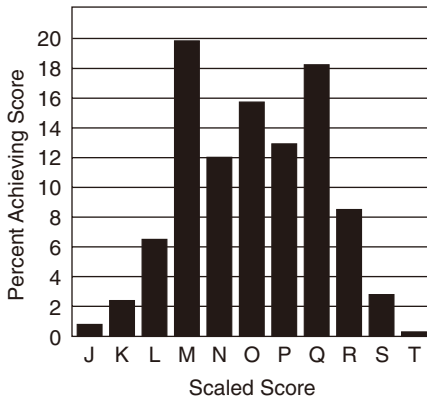
Verbal Reasoning



Scaled Score	Percent Achieving Score	Percentile Rank Range
15	0.0	99.9–99.9
14	0.1	99.9–99.9
13	1.9	98.0–99.8
12	3.8	94.2–97.9
11	11.6	82.6–94.1
10	13.5	69.1–82.5
9	17.1	52.0–69.0
8	12.7	39.3–51.9
7	11.6	27.7–39.2
6	12.4	15.3–27.6
5	6.1	09.2–15.2
4	3.9	05.3–09.1
3	3.0	02.3–05.2
2	2.0	00.3–02.2
1	0.2	00.0–00.2

Scaled Score
 Mean = 8.1
 Std Deviation = 2.5

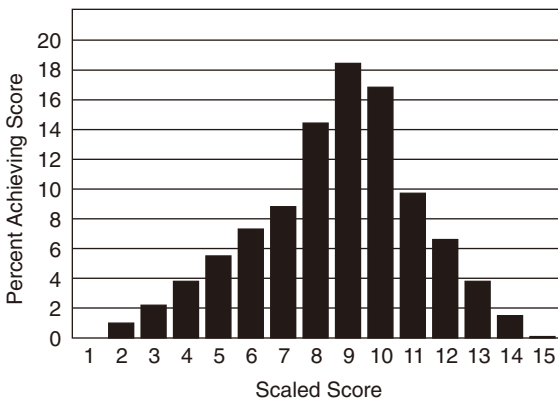
Writing Sample



Scaled Score	Percent Achieving Score	Percentile Rank Range
T	0.3	99.7–99.9
S	2.8	96.9–99.6
R	8.5	88.4–96.8
Q	18.2	70.2–88.3
P	12.9	57.3–70.1
O	15.7	41.6–57.2
N	12.0	29.6–41.5
M	19.8	09.8–29.5
L	6.5	03.3–09.7
K	2.4	00.9–03.2
J	0.8	00.0–00.8

Scaled Score
 75th Percentile = Q
 50th Percentile = O
 25th Percentile = M

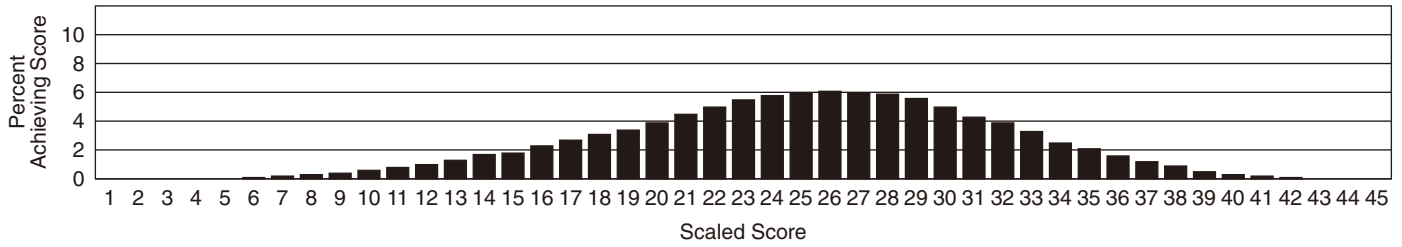
Biological Sciences



Scaled Score	Percent Achieving Score	Percentile Rank Range
15	0.1	99.9–99.9
14	1.5	98.4–99.8
13	3.8	94.6–98.3
12	6.6	88.0–94.5
11	9.7	78.3–87.9
10	16.8	61.5–78.2
9	18.4	43.1–61.4
8	14.4	28.7–43.0
7	8.8	19.9–28.6
6	7.3	12.6–19.8
5	5.5	07.1–12.5
4	3.8	03.3–07.0
3	2.2	01.1–03.2
2	1.0	00.1–01.0
1	0.0	00.0–00.0

Scaled Score
 Mean = 8.6
 Std Deviation = 2.5

Total Score



Scaled Score	Percent Achieving Score	Percentile Rank Range
45	0.0	99.9-99.9
44	0.0	99.9-99.9
43	0.0	99.9-99.9
42	0.1	99.9-99.9
41	0.2	99.7-99.8
40	0.3	99.4-99.6
39	0.5	98.9-99.3
38	0.9	98.0-98.8
37	1.2	96.8-97.9
36	1.6	95.2-96.7
35	2.1	93.1-95.1
34	2.5	90.6-93.0
33	3.3	87.3-90.5
32	3.9	83.4-87.2
31	4.3	79.1-83.3
30	5.0	74.1-79.0
29	5.6	68.5-74.0
28	5.9	62.6-68.4
27	6.0	56.6-62.5
26	6.1	50.5-56.5
25	6.0	44.5-50.4
24	5.8	38.7-44.4
23	5.5	33.2-38.6
22	5.0	28.2-33.1
21	4.5	23.7-28.1
20	3.9	19.8-23.6
19	3.4	16.4-19.7
18	3.1	13.3-16.3
17	2.7	10.6-13.2
16	2.3	08.3-10.5
15	1.8	06.5-08.2
14	1.7	04.8-06.4
13	1.3	03.5-04.7
12	1.0	02.5-03.4
11	0.8	01.7-02.4
10	0.6	01.1-01.6
9	0.4	00.7-01.0
8	0.3	00.4-00.6
7	0.2	00.2-00.3
6	0.1	00.0-00.1
5	0.0	00.0-00.0
4	0.0	00.0-00.0
3	0.0	00.0-00.0
2	0.0	00.0-00.0
1	0.0	00.0-00.0

Scaled Score
 Mean = 25.1
 Std Deviation = 6.5