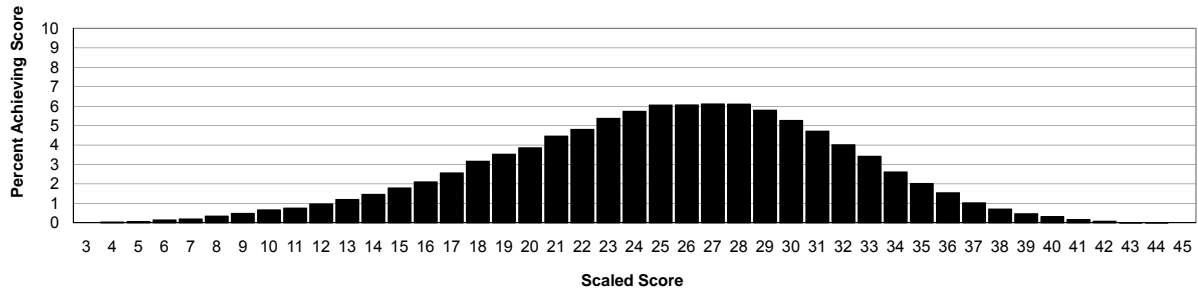




Table 1
 Percentages of MCAT Examinees Achieving Scaled Score Levels and
 Associated Percentile Rank Ranges by Area of Assessment
 Combined 2009 Administrations N = 79,244

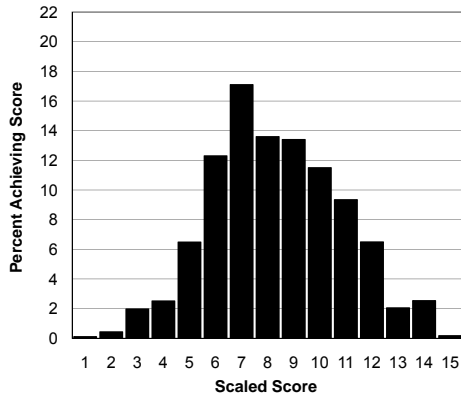
Total Score



Scaled Score	Percent Achieving Score	Percentile Rank Range
45	0.0	99.9–99.9
44	0.0	99.9–99.9
43	0.0	99.9–99.9
42	0.1	99.9–99.9
41	0.2	99.8–99.9
40	0.3	99.5–99.7
39	0.5	99.1–99.4
38	0.7	98.4–99.0
37	1.0	97.4–98.3
36	1.5	95.8–97.3
35	2.0	93.8–95.7
34	2.6	91.2–93.7
33	3.4	87.8–91.1
32	4.0	83.8–87.7
31	4.7	79.1–83.7
30	5.3	73.8–79.0
29	5.8	68.0–73.7
28	6.1	61.9–67.9
27	6.1	55.8–61.8
26	6.1	49.7–55.7
25	6.1	43.7–49.6
24	5.7	38.0–43.6
23	5.4	32.6–37.9
22	4.8	27.8–32.5
21	4.5	23.3–27.7
20	3.9	19.5–23.2
19	3.5	16.0–19.4
18	3.2	12.8–15.9
17	2.6	10.3–12.7
16	2.1	8.2–10.2
15	1.8	6.4–8.1
14	1.5	4.9–6.3
13	1.2	3.7–4.8
12	1.0	2.8–3.6
11	0.8	2.0–2.7
10	0.7	1.3–1.9
9	0.5	0.9–1.2
8	0.3	0.5–0.8
7	0.2	0.3–0.4
6	0.1	0.2–0.2
5	0.1	0.0–0.1
4	0.0	0.0–0.0
3	0.0	0.0–0.0

Scaled Score
 Mean = 25.1
 Std Deviation = 6.5

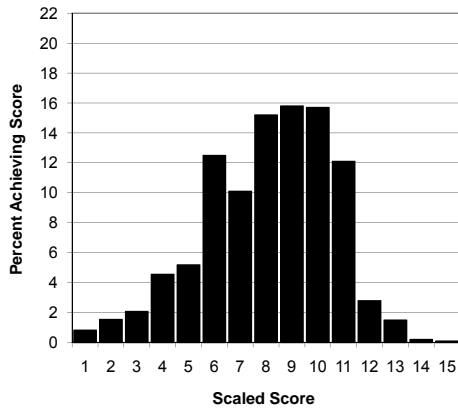
Physical Sciences



Scaled Score	Percent Achieving Score	Percentile Rank Range
15	0.2	99.9–99.9
14	2.5	97.4–99.8
13	2.1	95.3–97.3
12	6.5	88.8–95.2
11	9.3	79.5–88.7
10	11.5	68.0–79.4
9	13.4	54.6–67.9
8	13.6	41.0–54.5
7	17.1	23.9–40.9
6	12.3	11.6–23.8
5	6.5	5.1–11.5
4	2.5	2.6–5.0
3	2.0	0.6–2.5
2	0.4	0.2–0.5
1	0.1	0.0–0.1

Scaled Score
 Mean = 8.3
 Std Deviation = 2.5

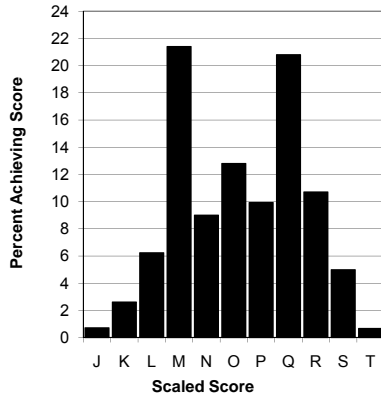
Verbal Reasoning



Scaled Score	Percent Achieving Score	Percentile Rank Range
15	0.1	99.9–99.9
14	0.2	99.8–99.9
13	1.5	98.3–99.7
12	2.8	95.5–98.2
11	12.1	83.5–95.4
10	15.7	67.8–83.4
9	15.8	52.0–67.7
8	15.2	36.8–51.9
7	10.1	26.8–36.7
6	12.5	14.2–26.7
5	5.2	9.1–14.1
4	4.6	4.5–9.0
3	2.1	2.5–4.4
2	1.5	0.9–2.4
1	0.8	0.0–0.8

Scaled Score
 Mean = 8.1
 Std Deviation = 2.5

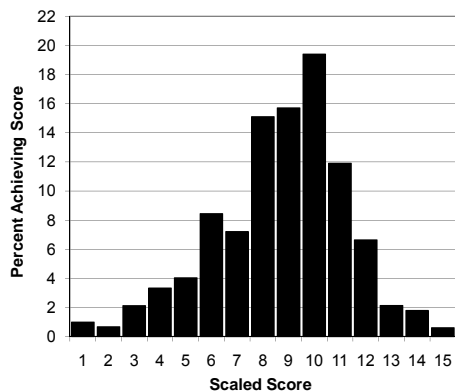
Writing Sample



Scaled Score	Percent Achieving Score	Percentile Rank Range
T	0.7	99.4–99.9
S	5.0	94.4–99.3
R	10.7	83.8–94.3
Q	20.8	62.9–83.7
P	9.9	53.0–62.8
O	12.8	40.2–52.9
N	9.0	31.1–40.1
M	21.4	9.7–31.0
L	6.2	3.4–9.6
K	2.6	0.8–3.3
J	0.7	0.0–0.7

Scaled Score
 75th Percentile = Q
 50th Percentile = O
 25th Percentile = M

Biological Sciences



Scaled Score	Percent Achieving Score	Percentile Rank Range
15	0.6	99.5–99.9
14	1.8	97.7–99.4
13	2.1	95.6–97.6
12	6.6	88.9–95.5
11	11.9	77.1–88.8
10	19.4	57.7–77.0
9	15.7	42.0–57.6
8	15.1	26.8–41.9
7	7.2	19.6–26.7
6	8.4	11.2–19.5
5	4.0	7.2–11.1
4	3.3	3.9–7.1
3	2.1	1.7–3.8
2	0.7	1.1–1.6
1	1.0	0.0–1.0

Scaled Score
 Mean = 8.7
 Std Deviation = 2.6