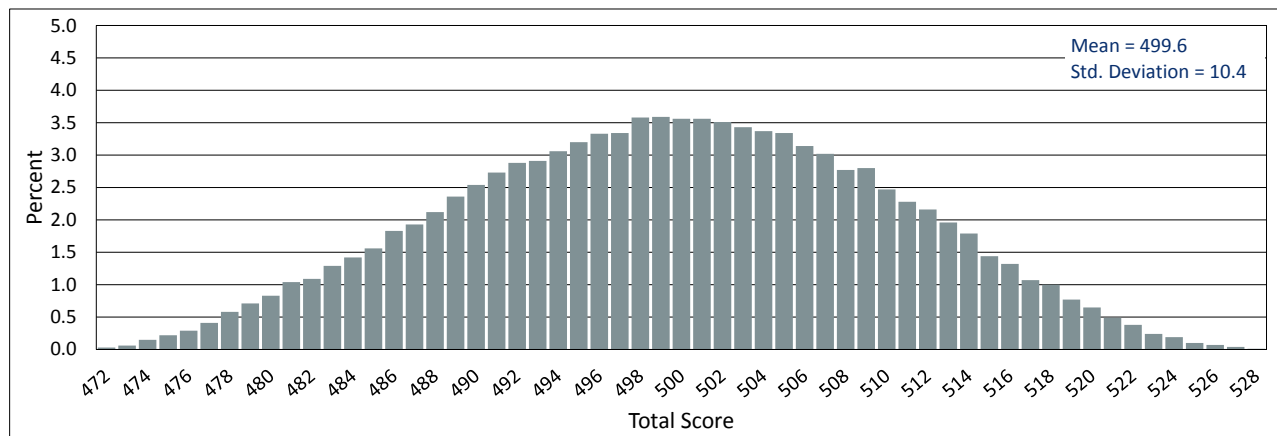


Summary of MCAT Total and Section Scores

Percentile Ranks in Effect May 1, 2016 – April 30, 2017

N = 64,504

MCAT Total



Total Score	Percentile Rank
472	<1
473	<1
474	<1
475	<1
476	1
477	1
478	2
479	2
480	3
481	4
482	5
483	7
484	8
485	10
486	12
487	13
488	16
489	18
490	20

Total Score	Percentile Rank
491	23
492	26
493	29
494	32
495	35
496	39
497	42
498	45
499	49
500	53
501	56
502	60
503	63
504	67
505	70
506	73
507	76
508	79
509	82

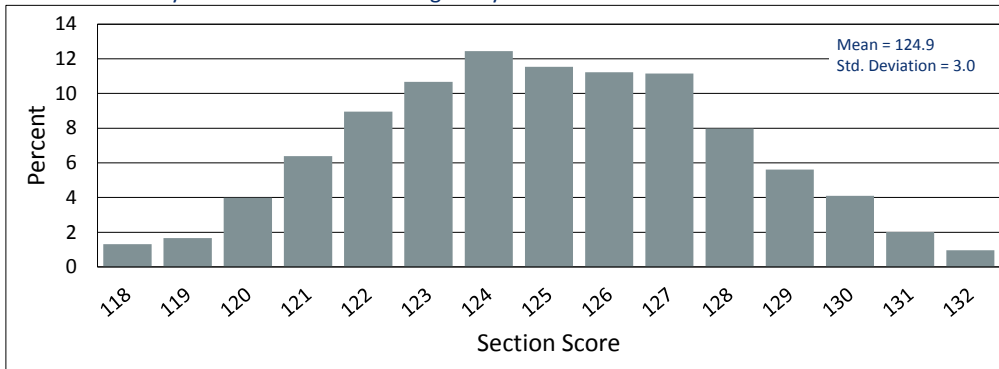
Total Score	Percentile Rank
510	84
511	86
512	88
513	90
514	92
515	94
516	95
517	96
518	97
519	98
520	98
521	99
522	99
523	>99
524	>99
525	>99
526	>99
527	>99
528	100

Notes:

- The column labeled “Percentile Rank” provides the percentage of scores equal to or less than each score point. These percentile ranks are based on all MCAT results from April through September in 2015. For example, 79% of MCAT total scores were equal to or less than 508 across all exams administered in 2015.
- In the future, updates will be made on May 1 each year. In 2017, the percentile ranks will include all exam results from the previous two years. In 2018, the percentile ranks will include all exam results from the previous three years. After 2018, percentile ranks will be updated annually to include all exam results from the three most recent years.

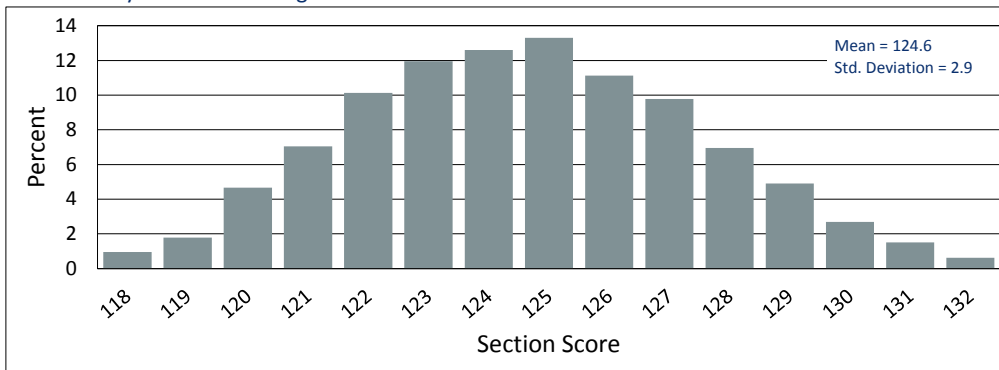
Summary of MCAT Total and Section Scores (Continued)
Percentile Ranks in Effect May 1, 2016 to April 30, 2017

Chemical and Physical Foundations of Biological Systems



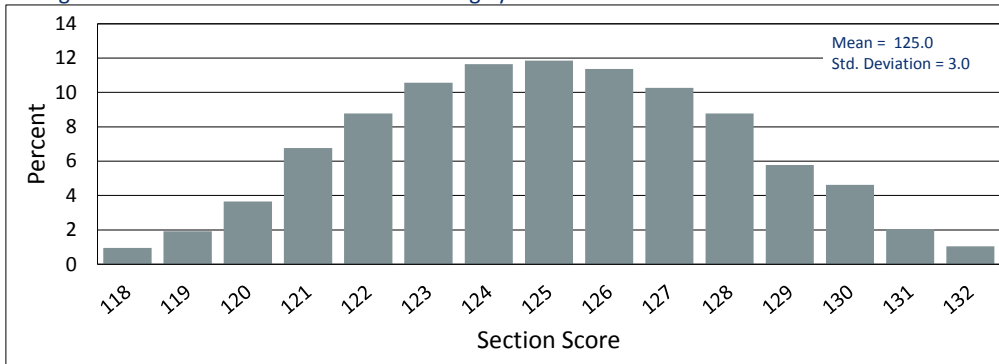
Section Score	Percentile Rank
118	1
119	3
120	7
121	13
122	22
123	33
124	45
125	57
126	68
127	79
128	87
129	93
130	97
131	99
132	100

Critical Analysis and Reasoning Skills



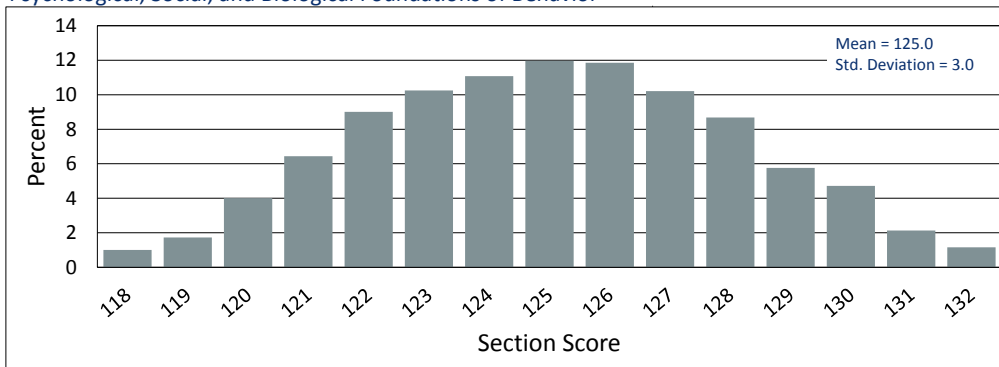
Section Score	Percentile Rank
118	1
119	3
120	7
121	14
122	25
123	37
124	49
125	62
126	74
127	83
128	90
129	95
130	98
131	99
132	100

Biological and Biochemical Foundations of Living Systems



Section Score	Percentile Rank
118	1
119	3
120	7
121	13
122	22
123	33
124	44
125	56
126	67
127	78
128	87
129	92
130	97
131	99
132	100

Psychological, Social, and Biological Foundations of Behavior



Section Score	Percentile Rank
118	1
119	3
120	7
121	13
122	22
123	32
124	44
125	55
126	67
127	78
128	86
129	92
130	97
131	99
132	100