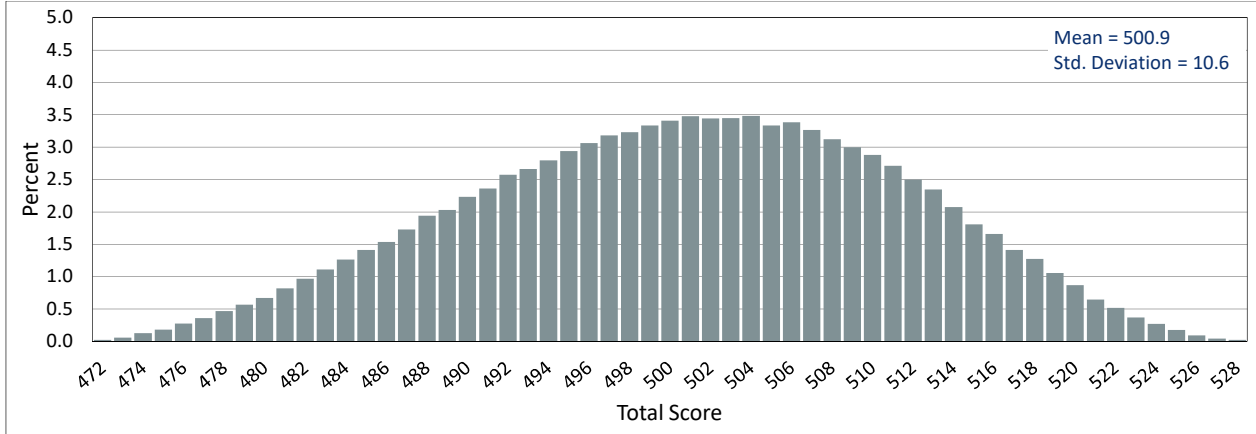


# Summary of MCAT Total and Section Scores

Percentile Ranks in Effect May 1, 2019 – April 30, 2020

N = 268,493

## MCAT Total



Total Score	Percentile Rank
472	<1
473	<1
474	<1
475	<1
476	1
477	1
478	2
479	2
480	3
481	4
482	5
483	6
484	7
485	8
486	10
487	12
488	14
489	16
490	18

Total Score	Percentile Rank
491	20
492	23
493	25
494	28
495	31
496	34
497	37
498	41
499	44
500	47
501	51
502	54
503	58
504	61
505	65
506	68
507	71
508	74
509	77

Total Score	Percentile Rank
510	80
511	83
512	85
513	88
514	90
515	92
516	93
517	95
518	96
519	97
520	98
521	99
522	99
523	99
524	100
525	100
526	100
527	100
528	100

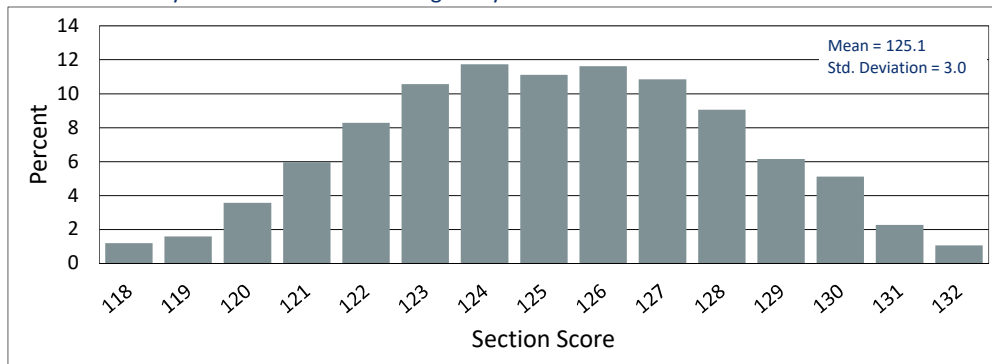
### Notes:

- The column labeled “Percentile Rank” provides the percentage of scores equal to or less than each score point. These percentile ranks are based on all MCAT results from the 2016, 2017, and 2018 testing years combined. For example, 74% of MCAT total scores were equal to or less than 508 across all exams administered in 2016, 2017, and 2018 combined.
- Updates to the percentile ranks will be made on May 1st each year.

## Summary of MCAT Total and Section Scores (Continued)

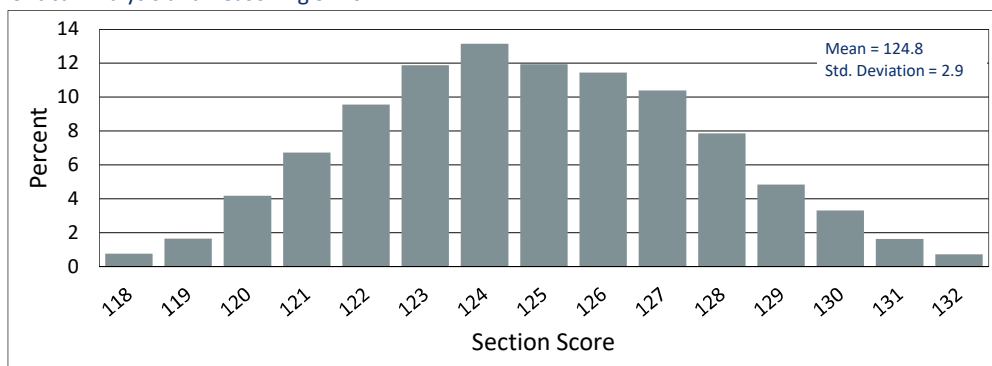
Percentile Ranks in Effect May 1, 2019 to April 30, 2020

### Chemical and Physical Foundations of Biological Systems



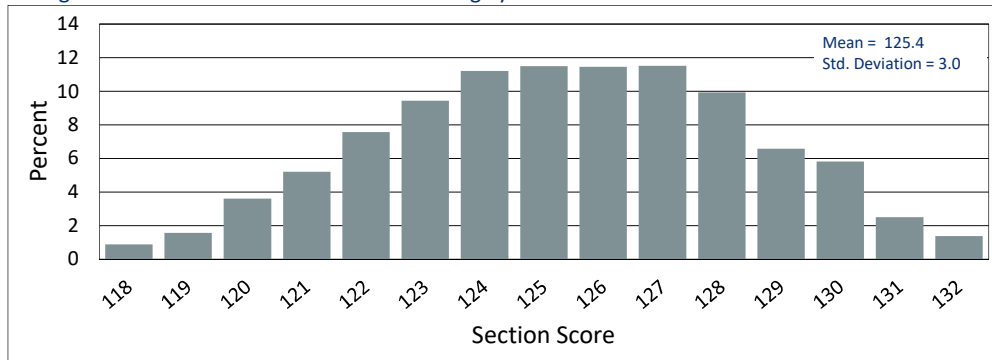
Section Score	Percentile Rank
118	1
119	3
120	6
121	12
122	21
123	31
124	43
125	54
126	66
127	76
128	85
129	92
130	97
131	99
132	100

### Critical Analysis and Reasoning Skills



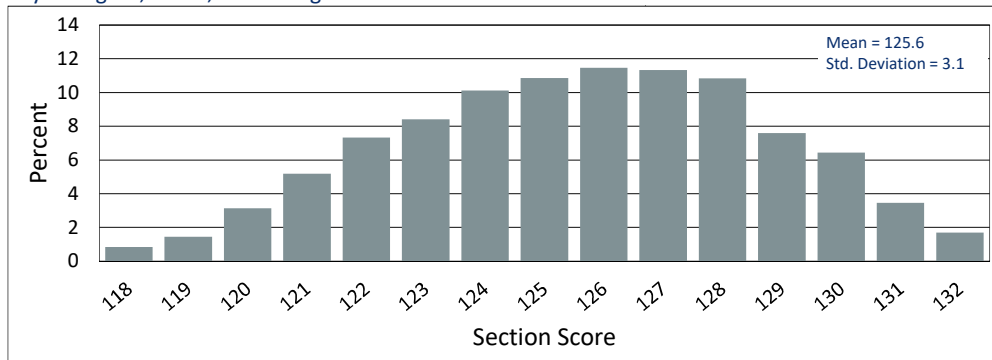
Section Score	Percentile Rank
118	1
119	2
120	7
121	13
122	23
123	35
124	48
125	60
126	71
127	82
128	90
129	94
130	98
131	99
132	100

### Biological and Biochemical Foundations of Living Systems



Section Score	Percentile Rank
118	1
119	2
120	6
121	11
122	19
123	28
124	39
125	51
126	62
127	74
128	84
129	90
130	96
131	99
132	100

### Psychological, Social, and Biological Foundations of Behavior



Section Score	Percentile Rank
118	1
119	2
120	5
121	11
122	18
123	26
124	36
125	47
126	59
127	70
128	81
129	88
130	95
131	98
132	100