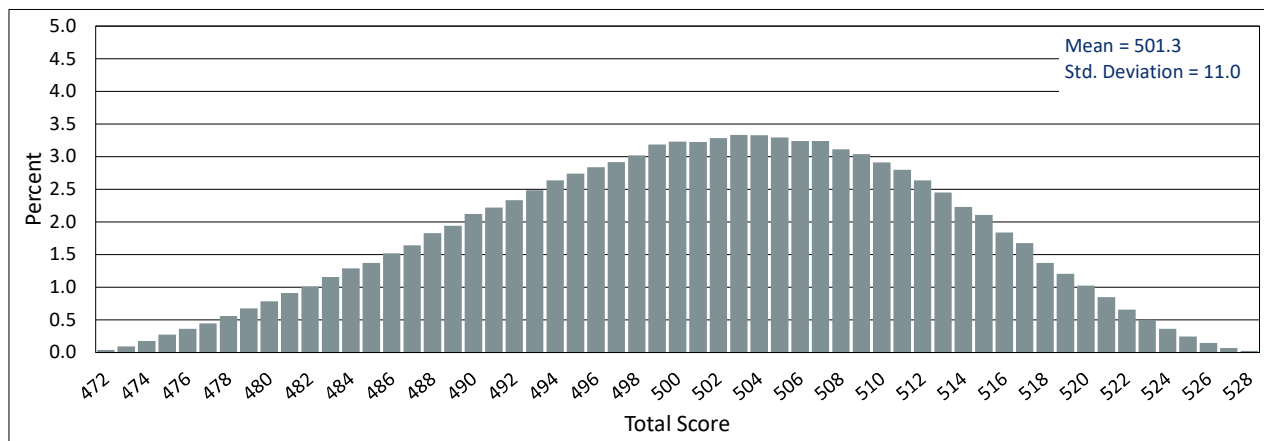


Summary of MCAT Total and Section Scores

Percentile Ranks in Effect May 1, 2023 – April 30, 2024

N = 281,321

MCAT Total



Total Score	Percentile Rank
472	<1
473	<1
474	<1
475	1
476	1
477	1
478	2
479	3
480	3
481	4
482	5
483	6
484	8
485	9
486	11
487	12
488	14
489	16
490	18

Total Score	Percentile Rank
491	20
492	23
493	25
494	28
495	31
496	33
497	36
498	39
499	43
500	46
501	49
502	52
503	56
504	59
505	62
506	66
507	69
508	72
509	75

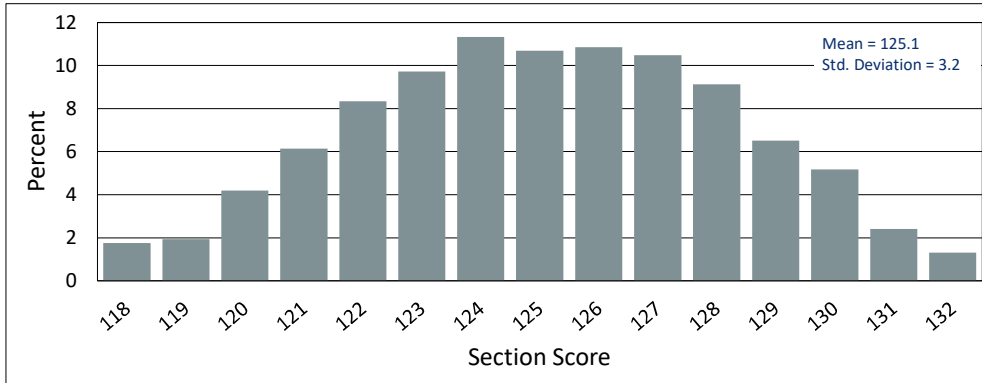
Total Score	Percentile Rank
510	78
511	81
512	83
513	86
514	88
515	90
516	92
517	94
518	95
519	96
520	97
521	98
522	99
523	99
524	100
525	100
526	100
527	100
528	100

Notes:

- The column labeled “Percentile Rank” provides the percentage of scores equal to or less than each score point. These percentile ranks are based on all MCAT results from the 2020, 2021, and 2022 testing years combined. For example, 72% of MCAT total scores were equal to or less than 508 across all exams administered in 2020, 2021, and 2022 combined.
- Updates to the percentile ranks will be made on May 1st each year.

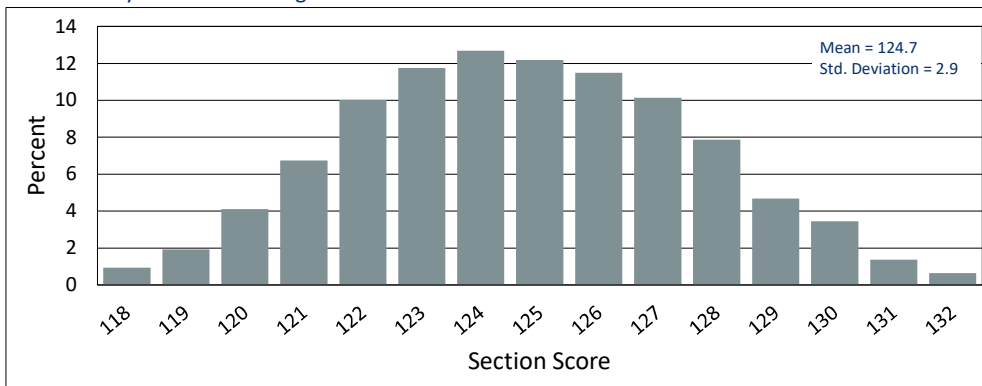
Summary of MCAT Total and Section Scores (*Continued*)
 Percentile Ranks in Effect May 1, 2023 to April 30, 2024

Chemical and Physical Foundations of Biological Systems



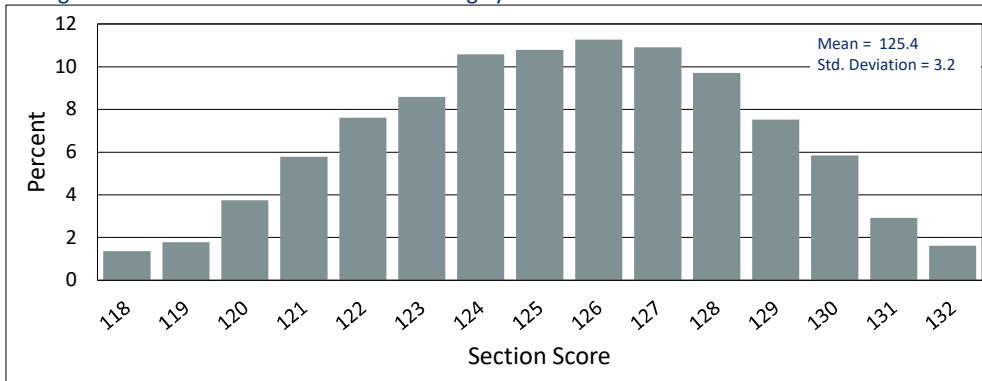
Section Score	Percentile Rank
118	2
119	4
120	8
121	14
122	22
123	32
124	43
125	54
126	65
127	75
128	85
129	91
130	96
131	99
132	100

Critical Analysis and Reasoning Skills



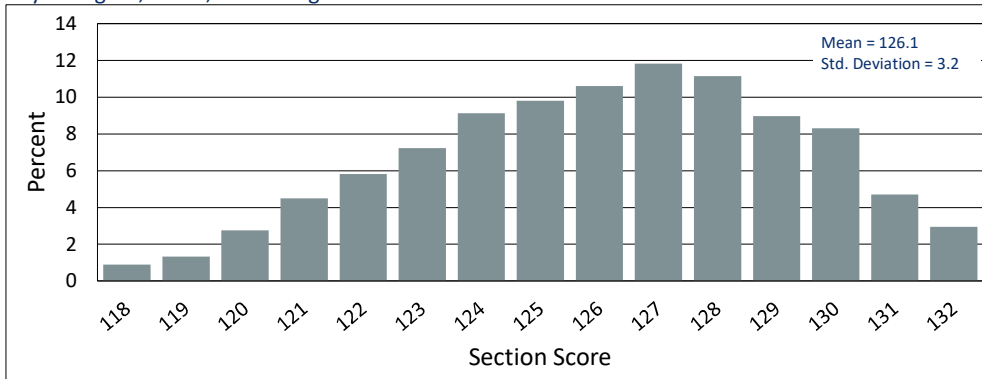
Section Score	Percentile Rank
118	1
119	3
120	7
121	14
122	24
123	35
124	48
125	60
126	72
127	82
128	90
129	95
130	98
131	99
132	100

Biological and Biochemical Foundations of Living Systems



Section Score	Percentile Rank
118	1
119	3
120	7
121	13
122	20
123	29
124	39
125	50
126	61
127	72
128	82
129	90
130	95
131	98
132	100

Psychological, Social, and Biological Foundations of Behavior



Section Score	Percentile Rank
118	1
119	2
120	5
121	9
122	15
123	23
124	32
125	41
126	52
127	64
128	75
129	84
130	92
131	97
132	100