

Medical School Class of 2025: Their Journey into a Career in Medicine.



Congratulations to the graduating Class of 2025!

You are entering the health care workforce at a time when America needs you more than ever. Some of you will begin biomedical research training programs. Most of you will start your residency training on July 1 and will spend the next 3-7 years learning to practice in your chosen specialty.

Here are some interesting facts and statistics about this class that entered medical school in fall 2021.

You began applying to medical school in May 2020.

62,443
APPLICANTS

23,711
ACCEPTED

22,666
ENROLLED

85.8%

of class had at least one undergraduate research experience.

94.8%

of class had at least one undergraduate community service experience.

In 2020, the AAMC Fee Assistance Program awarded **\$22 million in total benefits to 15,987 students; 2,680 from the Class of 2025.**

69%

of the class majored in biology, chemistry, physics or math.

31%

majored in subjects outside the natural sciences.

30%

(6,861 students) of the class attended classes at a community college.

Mean Undergraduate GPA: 3.74

75%

of Class of 2025 hopefuls took the MCAT® exam during their **junior or senior year** of college prior to the pandemic.

MCAT® Scores

479

MIN

511.9

MEAN

529


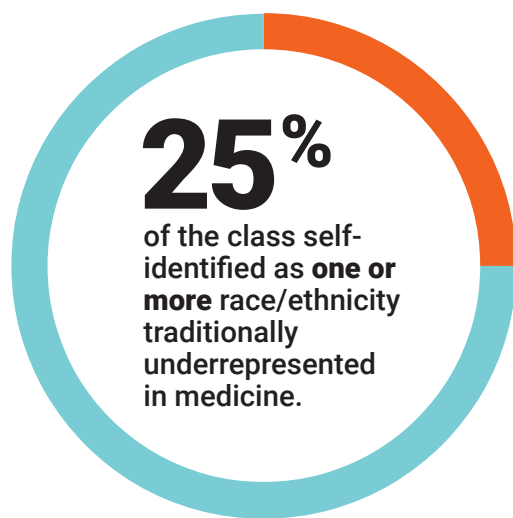
MAX

Most students in the Class of 2025 entered medical school in fall 2021.

That year **women** were the majority of...



At enrollment, the youngest member of the Class of 2025 was **16** years old. The oldest was **55**.



Nearly **75%** of the Class of 2025 speaks more than one language.

Maximum
number
of languages
spoken

9

Median
number
of languages
spoken

2

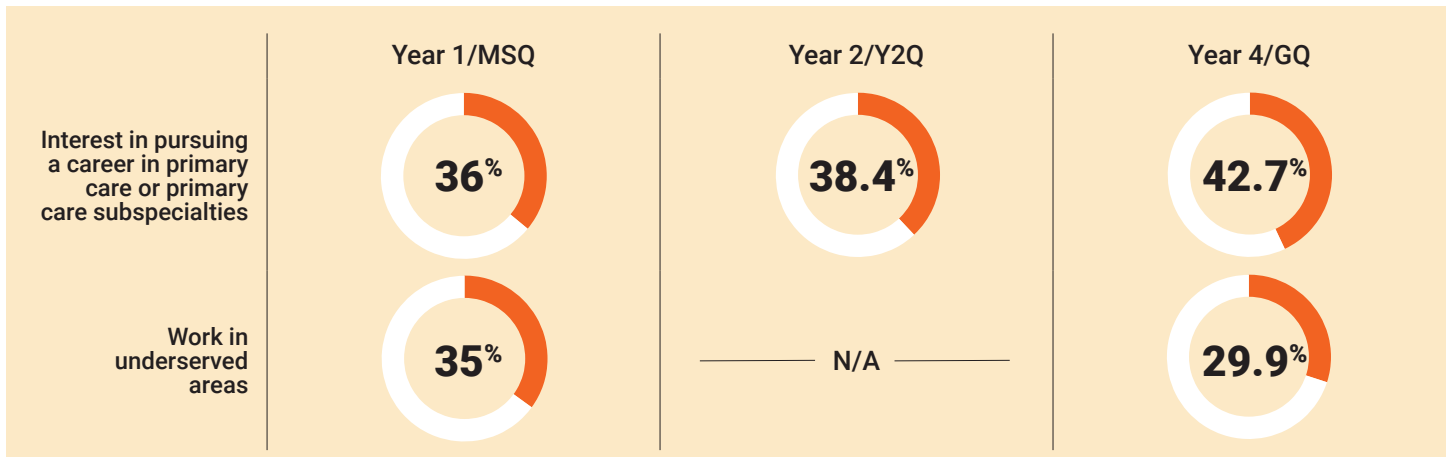
Percent of class
that has a Native
or Advanced Language
that is not English

33%

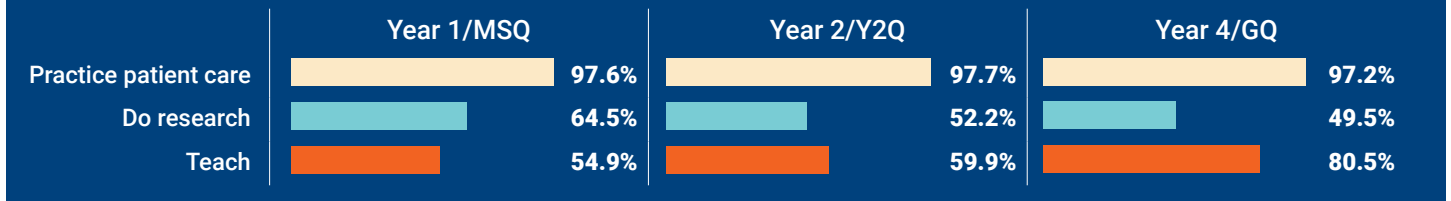


12.4% of the class are the first generation in their families to go to college.

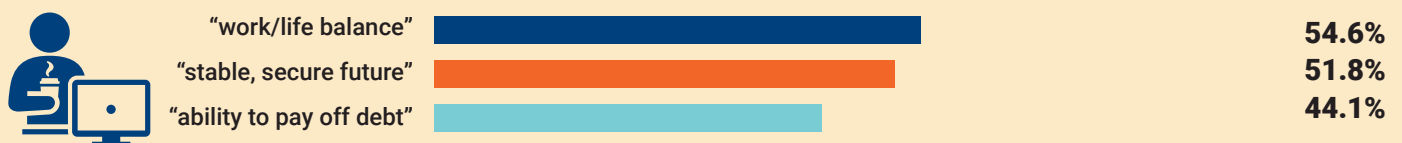
The Class of 2025's choices of specialties, career paths, and practice locations changed throughout medical school.



They remained committed to practicing patient care. More wanted to teach and fewer to do research.




During Year Two (2022 Y2Q), when asked about their career path after medical school, "work/life balance" was the top "essential" consideration.



of the Class of 2025 indicated they completed at least one clinical away rotation. Most students used their clerkship and away rotation experiences to finalize their decisions about career specialty.

Through the VSLO® program, many students in the Class of 2025 participated in at least one of the **15,000+ away rotations** (unique electives + alternate date options) **in 140+ specialties and subspecialties.**

At graduation (2025 GQ), when asked about what influenced their choice of future medical specialty, "My personality, interests, and skills" was the top strong influence.



This class of 2025 was among the 51,717 who submitted residency applications in 2024.

Number of Residency Applicants by Type

- US Medical School Graduates (Class of 2025) – **21,803**
- International Medical School Graduates – **20,553**
- DO-granting Medical School Graduates – **9,351**



These new doctors will practice in one of **131 specialties and subspecialties** of medicine. US medical school graduates—including the Class of 2025—apply most to anesthesiology, diagnostic radiology, general surgery, internal medicine, and orthopaedic surgery. Top choices differ for Osteopathic and International Medical Graduates.

32% of the Class of 2025 applied to more than one specialty.



In their residency applications, most of the Class of 2025 said they wanted to practice in **urban and suburban** settings, but some focused on rural practice.

3

Median number of peer-reviewed journal articles/abstracts authored:



In their medical school experiences, the skills they most frequently demonstrated were:

Teamwork
14%-17%
Critical Thinking
13%-14%



Most of their notable experiences were in these focus areas:

Medical Education	13%-18%
Clinical	14%-19%
Community	12%-17%

1.3%

have **military** experience.



11.1%

fewer applications submitted, on average, than the previous year, yet their match rates remained steady.



21,590

graduates in the Class of 2025.

2,173

graduated with a dual degree, including 650 MD-PhD graduates.

Good luck to the Class of 2025! We are so proud of who you are and what you've accomplished during your medical education journey.



Where did this data come from? The AAMC gathers data across the learner journey, from premed through residency. We are also the national source for data on faculty, biomedical research trainees, and physician workforce trends. AAMC data is readily available through aamc.org. Scan the QR code to find the data sources for this graphic.