

Supporting Applicants through the 2027 AMCAS® Application Cycle

Candice Pantor

Manager, Admissions Communications

Jena Wimsatt

Digital Communications & Outreach Specialist

Agenda

- AMCAS Program
- AMCAS Application
- Verification
- AMCAS Letter Service
- AAMC Letter Writer Portal
- The Advisor Information System (AIS)
 - Access and Reports
- The AAMC Advisor Hub
- Resources
- Q&A

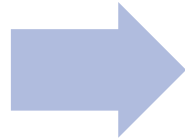
AMCAS Program Overview

How does the AMCAS Application work?



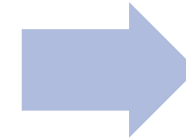
Application Submitted

- Applicant completes & submits AMCAS application online
- Applicant pays submission fees (or uses valid Fee Assistance Program benefits)



Application Processed

- Applicant arranges for all required official transcripts to be sent to AMCAS
- AMCAS performs verification of coursework and calculates AMCAS GPAs



Application Delivered

- AMCAS distributes verified application to designated med schools
- AMCAS delivers letters to designated med schools as they are received

aamc.org/amcas

AAMC.ORG STUDENTS & RESIDENTS CAREERS IN MEDICINE (CIM) AAMC STORE SIGN IN

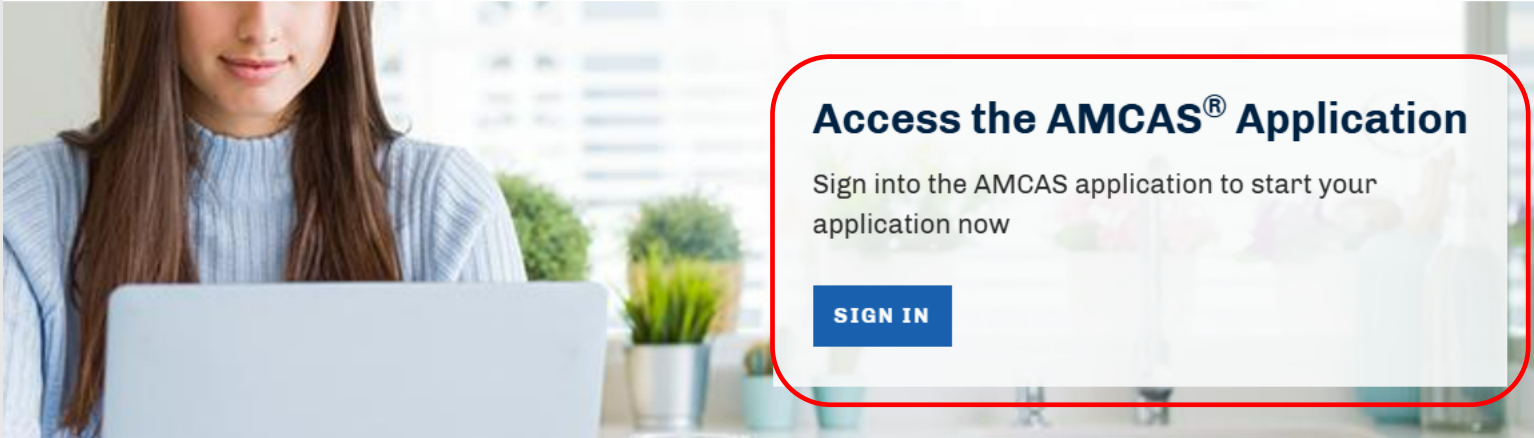
STUDENTS & RESIDENTS Search

Choose a Medical Career **Apply to Medical School** Attend Medical School Apply to Residency or Fellowship Pursue a Career in Research Explore Applicant Data and Reports

Home / Apply to Medical School / Apply to Medical School with the AMCAS® Program

Apply to Medical School with the AMCAS® Program

SHARE: in X f ✉



Access the AMCAS® Application

Sign into the AMCAS application to start your application now

SIGN IN

The American Medical College Application Service® (AMCAS®) is the AAMC's centralized medical school application processing service. Most U.S. medical schools use the AMCAS program as the primary application method for their first-year entering

Contact the AMCAS Program

202-828-0600

2027 Application Dates

- Application must be submitted by 11:59 p.m. ET of the deadline date.
- Transcript deadlines must be received within 14 calendar days of the application deadline date.
- All materials must be received by August 3 for early decision applicants.
- Visit www.aamc.org/amcasdeadlines

Date	Event
April	2027 AMCAS resources available
May 5	AMCAS application opens
May 28	AMCAS application submission begins
June 26	Initial transmission of application data to medical schools
Aug. 3	Early Decision Program deadline
Sept.-Dec.	Application deadlines

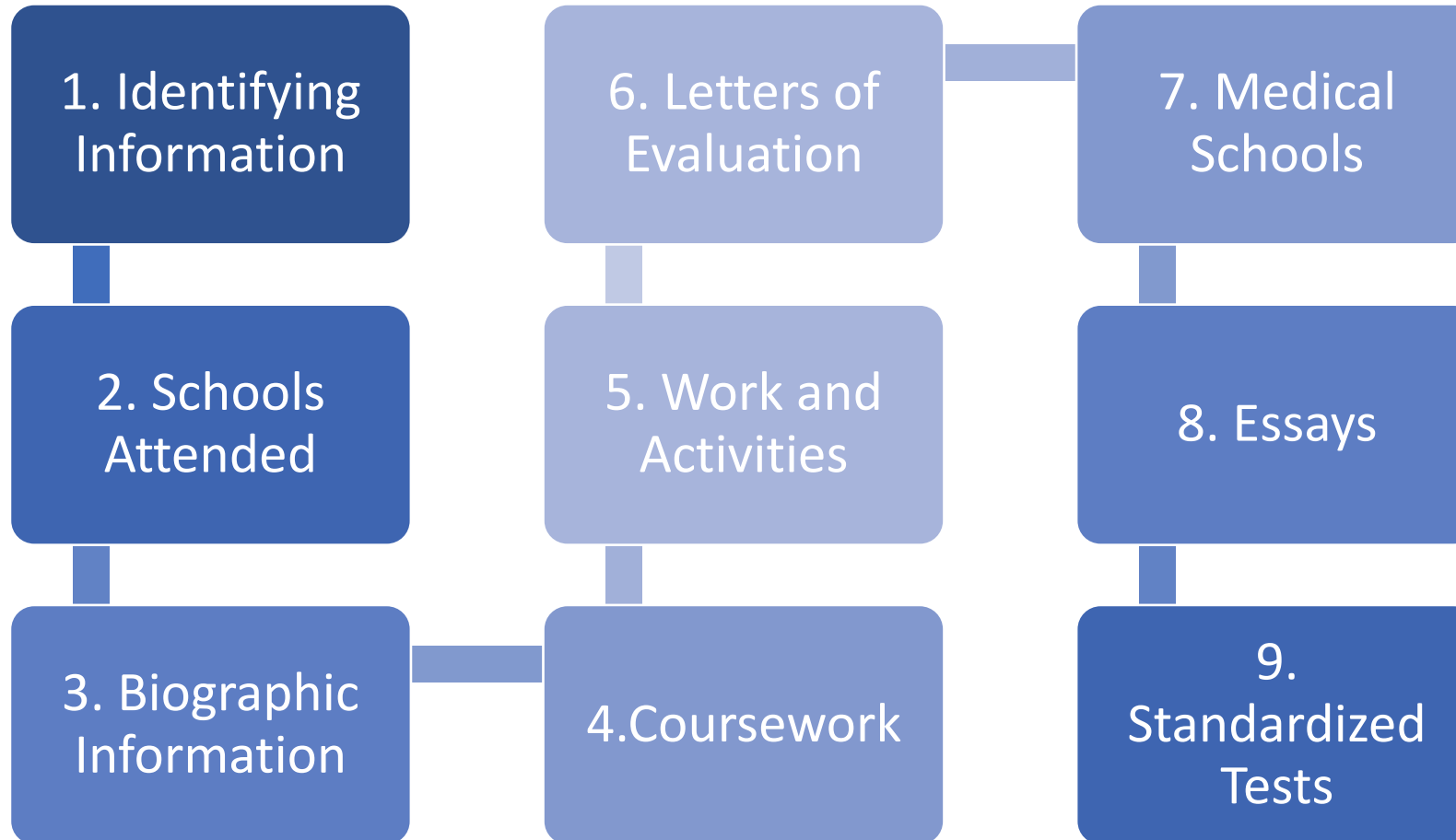
2027 AMCAS Participation

Tentative 2027 Participation	
Application	155 Schools/Programs All MD granting schools in the United States with the exception of MD programs at Texas public schools
AMCAS Letters	153 Schools/Programs
Criminal Background Checks	132 Schools/Programs


2027 AMCAS Application Fees:

- \$180 processing fee (includes one school designation)
- \$48 for each additional school

The AMCAS Application



2027 AMCAS Application Changes



The *Social Justice/Advocacy* experience type has been updated to *Community Health Advocacy*.



Updates have been made to the Medical School section focusing on how applicants edit school selections, update program details, manage letter assignments, and handle restricted programs.

Accessing the Application

Sign In

[Forgot your username?](#) | [Forgot your password?](#)

Create AAMC Account

Register for an AAMC account to begin accessing products and services.

[Need help?](#)

AAMC Registration

Create Account

1 2

1 Personal Information
Please complete the fields below.

Email

Enter Email

Confirm Email

Re-Enter Email Address

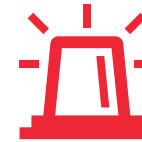
Prefix (optional)

Select Prefix

First Name

Enter First Name

Middle (optional)



Applicants should only complete registration if they do not have an AAMC ID.

My AAMC Profile

My AAMC Profile SAVE & CONTINUE TO APPLICATION

AAMC ID
21237971

* Indicates required fields

Name

Prefix Miss	First Name * Judy
Middle Name	Last Name * Smith
Generational Suffix Select Suffix	

Legal Name

Legal First Name * Judy	Legal Middle Name
Legal Last Name * Smith	Generational Suffix Select Suffix

Application Walk-through

AMCAS Application Main Menu

AAMC American Medical College Application Service® 2026 Application

Back to Dashboard My AAMC Profile My Application ▾

Jordan Smith JS

WITHDRAW APPLICATION SUBMIT APPLICATION

Jordan Smith

AAMC ID	21567835
Gender	Woman
Date of Birth	01/15/1992
Country of Birth	USA
Email	amcasevents@aamc.org
Birth State	CA
Birth City	Los Angeles

Some information is centrally managed by the AAMC and cannot be edited on this page. To edit your preferred email address and citizenship, go to [My AAMC Profile](#)

EDIT MY PROFILE

Application

Not Submitted to the AMCAS Program


Identifying Information	✓ Completed
Schools Attended	✓ Completed
Biographic Information	✓ Completed
Course Work	⚠ Incomplete
Work/Activities	⚠ Incomplete
Letters of Evaluation	✓ Completed
Medical Schools	✓ Completed
Essays	⚠ Incomplete
Standardized Tests	⚠ Incomplete

MANAGE TRANSCRIPT REQUESTS

MANAGE LETTER REQUESTS

PRINT APPLICATION

VIEW APPLICATION STATUS HISTORY



AMCAS Application Main Menu

The screenshot shows the AMCAS Application Main Menu for a user named Jordan Smith. The page is divided into two main sections: 'Jordan Smith' (profile information) and 'Application' (status and actions).

Profile Information:

- AAMC ID:** 21567835
- Gender:** Woman
- Date of Birth:** 01/15/1992
- Country of Birth:** USA
- Email:** amcas@events@aamc.org
- Birth State:** CA
- Birth City:** Los Angeles

Application Status:

- Identifying Information:** Completed
- Schools Attended:** Completed
- Biographic Information:** Completed
- Course Work:** Incomplete
- Work/Activities:** Incomplete
- Letters of Evaluation:** Completed
- Medical Schools:** Completed
- Essays:** Incomplete
- Standardized Tests:** Incomplete

Actions:

- MANAGE TRANSCRIPT REQUESTS
- MANAGE LETTER REQUESTS
- PRINT APPLICATION

Buttons: WITHDRAW APPLICATION, SUBMIT APPLICATION, EDIT MY PROFILE, VIEW APPLICATION STATUS HISTORY (highlighted with a red box and arrow).

The screenshot shows a window titled 'APPLICATION STATUS DEFINITIONS' with a close button (X) in the top right corner. The window displays the 'CURRENT APPLICATION STATUS' in a table format.

Status	Status Change Date	Definition
Not Submitted to the AMCAS Program	Mar 17, 2025 4:16 PM EDT	Not Submitted to the AMCAS Program

A 'CLOSE WINDOW' button is located at the bottom right of the window.

AMCAS Application Main Menu

Quick Links

[ACADEMIC CHANGE REQUEST](#) [UPDATE ADVISOR RELEASE](#)

[Learn more about the AAMC Fee Assistance Program](#)

[View AMCAS Participating Medical Schools and Deadlines](#)

[Find AMCAS resources on the Tools and Tutorials page](#)

[Visit the AMCAS website](#)

[Medical School Admission Requirements \(MSAR\)](#)

[Review AMCAS transcript processing timelines](#)

[FOLLOW US ON X](#)

My Document Statuses

Transcripts (0)

You have no transcripts attached to your application

Letters of Evaluation (0)

You have no letters attached to your application

[VIEW ALL DOCUMENT STATUSES](#)

Identifying Information

AAMC American Medical College Application Service

My AAMC Profile Main Menu My Application

Judy Smith JS

Identifying Information Help

SAVE SAVE & CONTINUE

- Identifying Information**
 - Legal Name***
 - Preferred Name*
 - Alternate Names
 - ID Numbers
 - Birth Date and Birth Place*
 - Gender Identity and Pronouns*
- Schools Attended
- Biographic Information
- Course Work
- Work/Activities
- Letters of Evaluation
- Medical Schools
- Essays
- Standardized Tests

Legal Name

Salutation
Select Salutation

Legal Name
Medical schools will send you correspondence, and often prefer salutation and properly cased name (e.g. Mr. John Smith)

First Name *
Judy

Middle Name

Last Name *
Smith

Suffix
Select Suffix

Legal Name
To edit your Legal Name, go to My AAMC Profile

Some information is centrally managed by AAMC and cannot be edited on this page. To edit your legal name, preferred name, birth, and gender, go to My AAMC Profile

Schools Attended

Add College

Country *
Select Country

Program Type *
Select Program Type

Start Date * End Date *
MM/YYYY MM/YYYY

Other Options

Summer School Only

Study Abroad Program

Advisor Release

1 The school-designated advisor(s) have met AMCAS-established requirements and are bound by confidentiality. Information transferred includes your personal/demographic information, work/activity information, credit hours, MCAT scores, GPAs, the names and types of your recommenders, the names of any other schools you have attended, the medical schools to which you have applied and what action those schools have taken, and the status of your application with AMCAS. Additionally, if you applied for fee assistance through the AAMC Fee Assistance Program, and in your fee assistance application agreed to release award information to your health professions advisor this information will be made available along with your application information.

Do you authorize AMCAS to release your application information to the school-designated advisor(s) at this institution? *

Yes

No

Transcript Request

Note: One official transcript is required from each U.S., U.S. Territorial, or Canadian post-secondary institution at which you have attempted course work, regardless of whether credit was earned.

CANCEL SAVE

Schools Attended

Transcript Request

Note: One official transcript is required from each U.S., U.S. Territorial, or Canadian post-secondary institution at which you have attempted course work, regardless of whether credit was earned.



If you click Yes, you must have an official transcript sent to AMCAS by the Registrar's Office of the institution.

If you click No, this means that you are submitting a Transcript Exception Request and does not preclude you from transcript requirements. AMCAS will review your request and notify you if your Transcript Exception is not granted. This may result in delays for processing your application.

Does AMCAS require an official transcript from this school? Generally, a transcript is required. [Please review this additional information](#) if you need assistance in determining if a transcript is required.*

Yes

No

Biographic Information

AAMC American Medical College Applicatio... My AAMC Profile Main Menu My Application Judy Smith JS

Biographic Information Help

BACK SAVE SAVE & CONTINUE

- Identifying Information
- Schools Attended
- Biographic Information**
 - Preferred Address***
 - Permanent Address*
 - Alternate Contact
 - Citizenship*
 - Legal Residence*
 - Self Identification
 - Languages*
 - Childhood Information*
 - Military Service*
 - Military Discharge*
 - Felony*
 - Misdemeanor*
 - Other Impactful Experiences*
 - Parents and Guardians*
 - Siblings*
 - Dependents*
- Course Work
- Work/Activities
- Letters of Evaluation

Preferred Address

Country *
Select Country

Address 1 *
Street number and name

Address 2
Apt No., Suite No., Building No. etc

City *

Day Phone *

Evening Phone

Email *
jsmith@amcas.com


Fax

To edit your email, go to My AAMC Profile

Some information is centrally managed by AAMC and cannot be edited on this page. To edit your preferred email address, and citizenship, go to My AAMC Profile

Other Impactful Experiences

Biographic Information

-  Preferred Address*
- Permanent Address*
- Alternate Contact
- Citizenship*
- Legal Residence*
- Self Identification
- Languages*
- Childhood Information*
- Military Service*
- Military Discharge*
- Felony*
- Misdemeanor*
- Other Impactful Experiences***
- Parents and Guardians*
- Siblings*

Other Impactful Experiences

To provide some additional context around each individual's application, admissions committees are interested in learning more about the challenges applicants may have overcome in life. The following question is designed to give you the opportunity to provide additional information about yourself that is not easily captured in the rest of the application.

Please consider whether this question applies to you. Medical school question is intended for applicants who have overcome major challenges that are relevant to this question. Other applicants may not feel comfortable answering this question.

Have you overcome challenges or obstacles in your life that you would like to share with admissions committees? Please describe your experiences related to your family background, financial background, or other circumstances.*

How should I know if I should answer "Yes" to this question?

Yes

No

Other Impactful Experiences Description ✕

The following examples can help you decide whether you should respond "yes" to the question, and if so, what kinds of experiences you could share. Please keep in mind that this is not a fully inclusive list and any experiences you choose to write about should be ones that directly impacted your life opportunities.

Example Experiences

- Family background:** serving as a caretaker of a family member (e.g., siblings, parent/guardian), first generation to college.
- Community setting:** rural area, food scarcity, high poverty or crime rate, lack of access to regular healthcare (e.g., primarily used urgent care clinics or emergency room, no primary care physician).
- Financial background:** low-income family, worked to support family growing up, work-study to pay for college, federal or state financial support.
- Educational experience:** limited educational opportunities, limited access to advisors or counselors who were knowledgeable/supportive of higher education requirements.
- Other general life circumstances** that were beyond your control and impacted your life and/or presented barriers.

Writing Instructions

- Select the most impactful experiences.** Describe the challenge(s) or hardship(s) you consider most impactful in your life.
- Write about how experiences impacted your life.** Write about any topics you deem important to discuss, including information that might be mentioned elsewhere in your application (e.g., your personal statement). You can use the space provided in this question to further elaborate on those topics, if desired.
- Use a narrative style format.** Describe your impactful experience(s) in a narrative format to help admissions committees understand your story, but be mindful of the 1,325 character limit.

OK

Coursework

Visit AAMC.org ? Judy Smith JS

AAMC American Medical College Application Service® 2022 Application My AAMC Profile Main Menu My Application ▾

Course Work ? Help

Identifying Information

Schools Attended

Biographic Information

Course Work

Course Work*

Work/Activities

Letters of Evaluation

Medical Schools

Essays

Standardized Tests

BACK SAVE & CONTINUE

Course Work

You must enter all of the courses you took at each school. Prior to entering your coursework, you are encouraged to watch some brief tutorials that will guide you through the process of entering your coursework. Click on the links below to learn about the process of entering coursework:

- Watch Basic Coursework Tutorial
- Watch AP Coursework/Credit Tutorial
- Watch Current and Future Coursework Tutorial (where you have not yet earned a grade)
- Watch Study Abroad Coursework Tutorial

Please review additional information about coursework in the AMCAS Applicant Guide.

i If you do not need to enter coursework for any of your schools attended, please select None for the applicable school(s). In order for AMCAS to process your application, all required coursework must be entered. Please refer to the AMCAS Applicant Guide for more information about entering coursework.

Coursework



Applicants should use an official transcript to complete this section.

Add Course ✕

Please be sure to enter all course(s) in the correct academic year, academic term, and year in school to avoid delays in application processing time.

Reminder: The AMCAS year begins with summer and ends with spring. Courses taken in the summer should be entered with the next academic year, even if your institution considers them in the previous academic year. For example, if you took a course in the first summer session of 2016, you should enter it as the 2016–2017 academic year, even if your school considers it in the 2015–2016 academic year.

Academic Year *

Academic Term *

Year in School *

Course Number Course Name *
Please enter any letters or numbers. Example BIO 101

Work/Activities

Add Work/Activities

Experience Type * Experience Name *

i Indicate the total number of hours that you spent completing (or expect to complete) this work experience or activity during the date range that you indicate. If this is a repeated experience, enter the total number of hours for each date range you provide.

Start Date * End Date * Total Hours *

Repeated *
 Yes
 No

Organization Name

- Maximum of 15 entries
 - Applicants can enter 3 additional date ranges for repeated activities
 - Applicants can enter anticipated hours
- Maximum of 3 “Most Meaningful”



Most Meaningful Experience Summary*

This is your opportunity to summarize why you have selected this experience as one of your most meaningful. In your remarks, you might consider the transformative nature of the experience: the impact you made while engaging in the experience and the personal growth you experienced as a result of your participation.

1325 characters left of 1325

Letters of Evaluation

*Indicates required field

Letters of Evaluation/Recommendation *

Your letter authors must send your letters through the AMCAS Program if you are applying to one or more schools participating in the AMCAS Letters Service. Most medical schools participate. [See the list of participating schools](#). You must contact schools that do not participate to determine their letter of evaluation requirements. The AMCAS Program will not forward your letters to these schools. Please review [additional information about letters of evaluation](#).

Deadlines:

Letter deadlines for authors are established individually by each medical school, so check school websites for deadline dates. **You must submit your application before entering letters. You may submit your application before AMCAS receives your letters.**

New letter entries may be added and assigned to medical schools after you have submitted your application. However, once you have submitted, existing letter entries cannot be edited or deleted; they can only be marked "No Longer Being Sent."

Letter Release Policy and Author Guidelines:

- Letters sent to the AMCAS Program cannot be released to applicants or letter authors under any circumstances, and are provided only to medical schools that are participating in the AMCAS Letter Service.
- Re-applicants should note that letters received by the AMCAS Program do not rollover to later application years, so advise your letter authors to keep a copy of their letter.
- The AAMC publishes a [list of guidelines](#) for letter of evaluation authors. A link to the guidelines is on the letter request you will provide to your letter authors.

A maximum of ten (10) letter entries may be created on this page. Letters may be associated to medical schools on the Medical School page. For help, watch "[How to Add Letter of Evaluation Entries & Assign them to Medical Schools](#)" Tutorial.

* Please create one letter entry for each Committee Letter, Individual Letter, or Letter Packet being sent to the AMCAS Program.

+ ADD LETTER REQUEST

Manage Letter Requests

SHOW MEDICAL SCHOOL ASSIGNMENTS

✔ Letter Request Saved!

Ready to email this letter request to Letter Author ?

AMCAS will email your letter author, who will be able to upload a letter through the AMCAS Letter Author Portal or Interfolio. You will be notified via email when your author fulfills your request. If you select "Send Later", you can return to this request at any time to send via email or print [your letter request PDF form](#).

To: letter@example.com

From: amcas@aamc.org

Subject: AMCAS Letter of Evaluation Request Jordan Smith (AAMC ID 21567835)



Letter of Evaluation Request for 2026 AMCAS® Applications Only

Dear Letter Author ,

I hereby request that you submit my letter of evaluation to the AAMC's American Medical College Application Service®(AMCAS®). The AMCAS program is responsible for collecting letters on behalf of medical schools that participate in their Letters Service. This service also allows letter writers to submit their letters directly to the AMCAS program, rather than sending them to each medical school, provided those schools participate in the AMCAS Letter Service. Please see the options below for submitting your letters to the AMCAS Program.

Applicant Information:

First name:	Jordan	AAMC ID:	21567835
Last name:	Smith	Request ID:	8FNH-G9XN5-DMVCF
Email:		Letter:	

* I acknowledge that an email will be sent and it is my responsibility to follow up and confirm receipt.

⚠ Please check the required acknowledgement

SEND LATER

SEND



Applicants can submit their application **before** AMCAS receives their letters.

Medical Schools

Medical Schools [Help](#) BACK SAVE & CONTINUE

- Identifying Information
- Schools Attended
- Biographic Inform
- Course Work
- Work/Activities
- Letters of Evaluat
- Medical Schools**
 - Medical Scho
- Essays
- Standardized Test

* Indicates required field

Add Medical School

Step 1 of 3 Incomplete

Filters

State Deadline Program Type

School

If a school is grayed out within the drop-down menu, check deadlines and eligibility requirements [on MSAR](#).

* School

CANCEL NEXT

BACK SAVE & CONTINUE

Essay

Personal Comments Essay



Some questions you may want to consider while drafting this essay are:

- Why have you selected the field of medicine?
- What motivates you to learn more about medicine?
- What do you want medical schools to know about you that hasn't been disclosed in another section of the application?

In addition, you may wish to include information such as:

- Special hardships, challenges or obstacles that may have influenced your educational pursuits
- Commentary on significant fluctuations in your academic record which are not explained elsewhere in your application

OK

Personal Comments Essay



Consider and write your Personal Comments carefully; many admissions committees place significant weight on this section. Make sure you proofread carefully because no changes may be made after you submit your application. What information should I consider including in my personal comments?

Use the space provided to explain why you want to go to medical school. *

5300 characters left of 5300

Essay

MD/PhD Essay



Your response will only be forwarded to your designated MD/PhD program(s).

Please state your reasons for wishing to pursue the combined MD/PhD degree. *

Your response will only be forwarded to your designated MD/PhD program(s).

Significant Research Hours

Please enter your total hours of prior research experience. *

Significant Research Essay



Your response will only be forwarded to your designated MD/PhD program(s).

If your research resulted in a publication on which you were an author, please provide the full citation in the Work/Activities section of your application.

Please describe your significant research experiences. In your statement, please specify your research supervisor's name and affiliation, the duration of the experience, the nature of the problem studied, and your contributions to the project. *

Your response will only be forwarded to your designated MD/PhD program(s).

10000 characters left of 10000

Standardized Tests

Applicants should indicate any future testing dates.

Standardized Tests [Help](#)

- ✓ Identifying Information
- ✓ Schools Attended
- ✓ Biographic Information
- ✓ Course Work
- ✓ Work/Activities
- ✓ Letters of Evaluation
- ✓ Medical Schools
- ✓ Essays
- ✓ **Standardized Tests**
 - ✓ MCAT Scores
 - ✓ MCAT Exam Date*
 - ✓ Other Tests*

MCAT® Scores

Note: Your MCAT scores have not been loaded yet.

MCAT® Exam Date

Please remember to keep this information current, especially after initial submission, as it alerts medical schools when you expect your MCAT exam scores.

Medical schools need to know if they should expect future MCAT scores in support of your application. Do you expect to take a MCAT exam in the next 12 months? Please indicate the date of your most recently taken MCAT exam date where official MCAT scores have yet to be released? *

- Yes
 No

2026 Schedule for the Medical College Admission Test® (MCAT®)*

MCAT
A PROGRAM OF THE AAMC

Exam Date	Score Release
Jan. 9	Feb. 10
Jan. 10	Feb. 10
Jan. 15	Feb. 17
Jan. 23	Feb. 24
Feb. 13	March 17
March 7	April 7
March 20	April 21
April 10	May 12
April 11	May 12
April 24	May 27
April 25	May 27
May 2	June 2
May 8	June 9
May 9	June 9
May 14	June 16
May 22	June 23
May 30	June 30
June 12	July 14
June 13	July 14
June 26	July 28
June 27	July 28
July 11	Aug. 11
July 24	Aug. 25
July 31	Sept. 2
Aug. 15	Sept. 15
Aug. 21	Sept. 22
Aug. 22	Sept. 22
Sept. 3	Oct. 6
Sept. 4	Oct. 6
Sept. 11	Oct. 13
Sept. 12	Oct. 13

*The highlighted dates above indicate the U.S. MCAT test dates. For Canadian and international test dates, please visit students.aamc.org/mcatregister. Note: The MCAT exam is not offered in October through December 2026. Standard start time will be 8 a.m. each day.


MCAT® is a program of the Association of American Medical Colleges. aamc.org/mcat





@AAMC_MCAT

aamc.org/mcat

MCAT Scores

- Score breakdowns and confidence bands will appear in the AMCAS application.

 AAMC

Section	Score	Confidence Band ¹	Percentile Rank of Score ²	Score Profile ³
Chemical and Physical Foundations of Biological Systems	132	131 ◀ 132	100%	
Critical Analysis and Reasoning Skills	132	131 ◀ 132	100%	
Biological and Biochemical Foundations of Living Systems	132	131 ◀ 132	100%	
Psychological, Social, and Biological Foundations of Behavior	132	131 ◀ 132	100%	
MCAT Total	528	526 ◀ 528	100%	

Notes

¹Test scores, like other measurements, are not perfectly precise. The confidence bands around test scores mark the ranges in which the test taker's true scores probably lie. The diamond shapes and shading show that the test taker's true scores are more likely to be their reported scores (in the second column) than the other scores in the confidence bands.

²The percentile ranks of scores are the percentages of test takers who received the same scores or lower scores. The percentile ranks are updated on May 1 every year to reflect the results from the three most recent previous calendar years.

³For the four sections, non-overlapping confidence bands show a test taker's likely strengths and weaknesses. Overlapping confidence bands suggest that there are not meaningful differences in performance between sections.

Standardized Tests

- Schools Attended
- Biographic Information
- Course Work
- Work/Activities
- Letters of Evaluation
- Medical Schools
- Essays
- Standardized Tests**
 - MCAT Scores
 - MCAT Exam Date*
 - PREview Scores
 - PREview Exam Date
 - Other Tests***

AAMC PREview™ Scores

Note: Your PREview Scores have not been loaded yet

PREview™ Exam Date (Optional)

Please remember to keep this information current, especially after initial submission, as it alerts medical schools when to expect your PREview exam scores.

Medical schools need to know if they should expect future PREview scores in support of your application. Do you have an upcoming or recently taken PREview exam date where official PREview scores have yet to be released?

- Yes
- No

aamc.org/preview

Certification Statements

Application Submission Process CANCEL AGREE

- Pre-Submission Checks
- Certification
- Password
- CBC
- Payment

Certification Statements

i In order to complete and submit your application, you must certify the following statements by checking each box and clicking the Agree button.

- I certify that the information in this application and associated materials is current, complete, and accurate to the best of my knowledge. *
- I certify that all written passages, such as the personal statement, essays required from M.D.-Ph.D. applicants and descriptions of work/activities, are my own and have not been written, in part or whole, by a third party. Quotations are permitted if the source is cited. *
- I have read, understand, and agree to comply with the AMCAS Applicant Guide, including the provisions noting that I am responsible for monitoring and ensuring the progress of my application process, by checking the Main Menu of my application. *
- I understand that I am responsible for reviewing my application after AMCAS processing is complete. I am responsible for notifying AMCAS of any discrepancies resulting from the verification process by using the Academic Change Request process located in the Quick Links section of the Main Menu. *
- I have read, understand, and agree to comply with the Application and Acceptance Protocols for Applicants, which set forth guidelines for ethical conduct during the application process, and define important application cycle dates. *
- AAMC investigates and may report to legitimately interested parties discrepancies in information, attempts to subvert the admission process, and any other irregular matter that occurs in connection with application activities. I understand and agree that the sole and exclusive remedy available to me to appeal or otherwise challenge the AAMC's decision to send an investigation report to legitimately interested parties shall be confidential, binding arbitration through written submissions only to the Washington, D.C. office of the American Arbitration Association under the expedited procedures for commercial matters. I understand that my failure to request in writing arbitration within 30 calendar days of receipt of an investigation report that has been approved by the AAMC for transmittal to interested parties will constitute an absolute bar and waiver of this exclusive remedy. I further understand that the sole issue for arbitration shall be whether the AAMC acted reasonably and in good faith in making its decision. *
- I understand that I am responsible for learning the admissions requirements, application policies, and due dates for each school to which I am applying, and that I am not eligible for a refund of AMCAS fees if I do not meet the admissions requirements of the medical schools to which I apply. *
- I understand that I am required to inform the Admissions Office of each medical school to which I apply if I am convicted of, or plead guilty or no contest to, a misdemeanor or felony crime after the date of my original application submission and prior to medical school matriculation. I understand that this communication must be in writing and must occur within ten (10) business days of the occurrence of the conviction. *
- I understand that I am required to inform the Admissions Office of each medical school to which I apply if I become the subject of an institutional action after the date of my original application submission and prior to medical school matriculation. I understand that this communication must be in writing and must occur within ten (10) business days of the occurrence of the institutional action. *

Last step of application: certify data is accurate, submit, and pay processing fee.

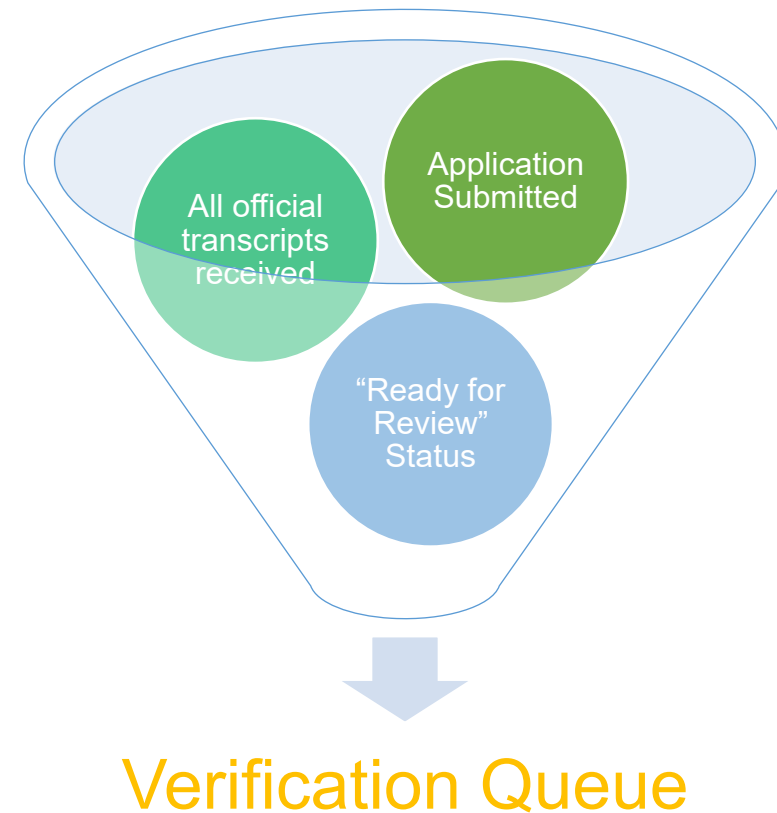
AMCAS Application Verification Process

Transcripts

- All required official transcripts must be received before an application can join the verification queue

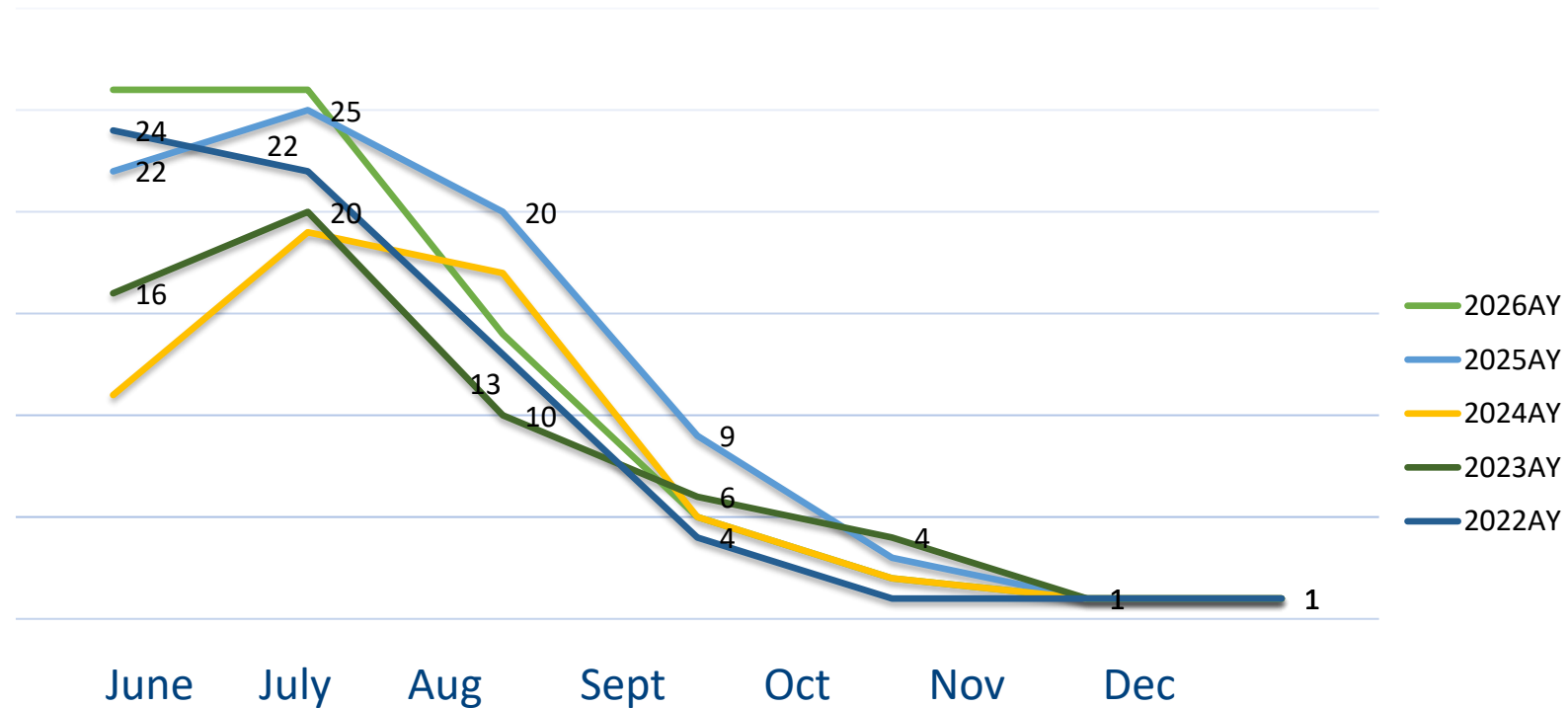
Processing

- From date of **“Ready to Review”** application status, about 6 weeks
- Find processing on the AMCAS application sign in page



AMCAS Application Verification

Average number of business days to complete verification



Application Reminders

- Criminal Background Checks
- *Application and Acceptance Protocols for Applicants*



Criminal Background Checks

- Participating schools have checks run on accepted or waitlisted applicants
- Certiphi Screening, Inc. will notify applicants when the CBC has been initiated
- Applicants have 10 calendar days to review their report
- No additional charge to the applicant for this service

CBC Schedule

Application Status	CBC Procured
Accepted, Early Decision Program	Upon Acceptance
Accepted, Regular	After January 1
Alternate List	After May 15, by school's request only

Application and Acceptance Protocols for Applicants

The screenshot displays the AMCAS website interface. At the top, a dark blue navigation bar contains the following links: AAMC.ORG, STUDENTS & RESIDENTS, CAREERS IN MEDICINE (CIM), AAMC STORE, and HELLO, CANDICE. Below the navigation bar is a search bar and a row of six menu items: Choose a Medical Career, Apply to Medical School, Attend Medical School, Apply to Residency or Fellowship, Pursue a Career in Research, and Explore Applicant Data and Reports. The breadcrumb trail reads: Home / Applying to Medical School with AMCAS® / Application and Acceptance Protocols for Applicants. The main heading is 'Application and Acceptance Protocols for Applicants' with an estimated read time of 4 minutes and social sharing icons. Below the heading is a toolbar with buttons for View, Edit, Revisions, Preview Link, and Usage. The main content area contains two paragraphs of text. The first paragraph discusses the importance of timely notification for MD and MD-PhD applicants and mentions 'Traffic Rules'. The second paragraph lists recommended steps for ensuring timely notification and protecting schools and programs. On the right side, there is a blue button for 'AMCAS® Application Sign In', a section for 'Connect with the AMCAS® Program' with links to '@AMCASinfo' and '2026 AMCAS Application Webinars', and a section for 'Contact the AMCAS® Program' with a link to 'Send us a message' and a note about office hours: Monday-Friday, 9 a.m.-7 p.m. ET.

AAMC.ORG STUDENTS & RESIDENTS CAREERS IN MEDICINE (CIM) AAMC STORE HELLO, CANDICE

STUDENTS & RESIDENTS Search

Choose a Medical Career Apply to Medical School Attend Medical School Apply to Residency or Fellowship Pursue a Career in Research Explore Applicant Data and Reports

Home / Applying to Medical School with AMCAS® / Application and Acceptance Protocols for Applicants

Application and Acceptance Protocols for Applicants

ESTIMATED READ TIME: 4 MINUTES SHARE: in X f

View Edit Revisions Preview Link Usage

Recommendations to help ensure that all MD and MD-PhD applicants receive timely notification about the outcome of their American Medical College Application Service application. These guidelines are not intended to supersede the policies, timelines, or discretion of individual schools or programs. Each applicant is expected to become familiar with the procedures and requirements of each school to which they apply.

The following steps are recommended to help ensure that all MD and MD-PhD applicants receive timely notification about the outcome of their applications, and to protect schools and programs from having unfilled positions in their entering classes. These protocols are often referred to as "Traffic Rules" by admissions officers and prehealth advisors. Prospective applicants, their advisors, and admission staff at medical schools and programs should all be aware of these Application and Acceptance Protocols for applicants. An applicant's actions during the admissions process should be conducted in the spirit of professionalism and ethics expected of a future physician.

AMCAS® Application Sign In

Connect with the AMCAS® Program

X @AMCASinfo

2026 AMCAS Application Webinars

Contact the AMCAS® Program

[Send us a message.](#)

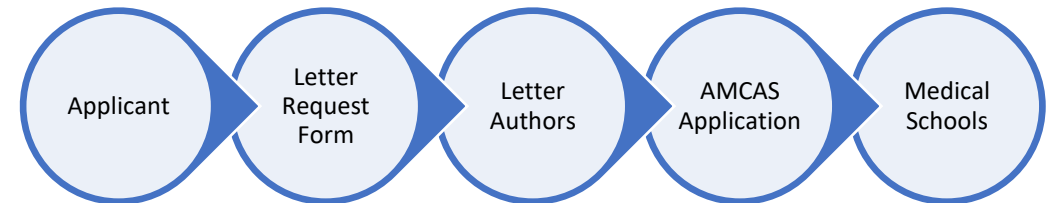
Monday-Friday, 9 a.m.-7 p.m. ET

Letters of Evaluation

Submission Methods:

- AAMC Letter Writer Portal
- Interfolio

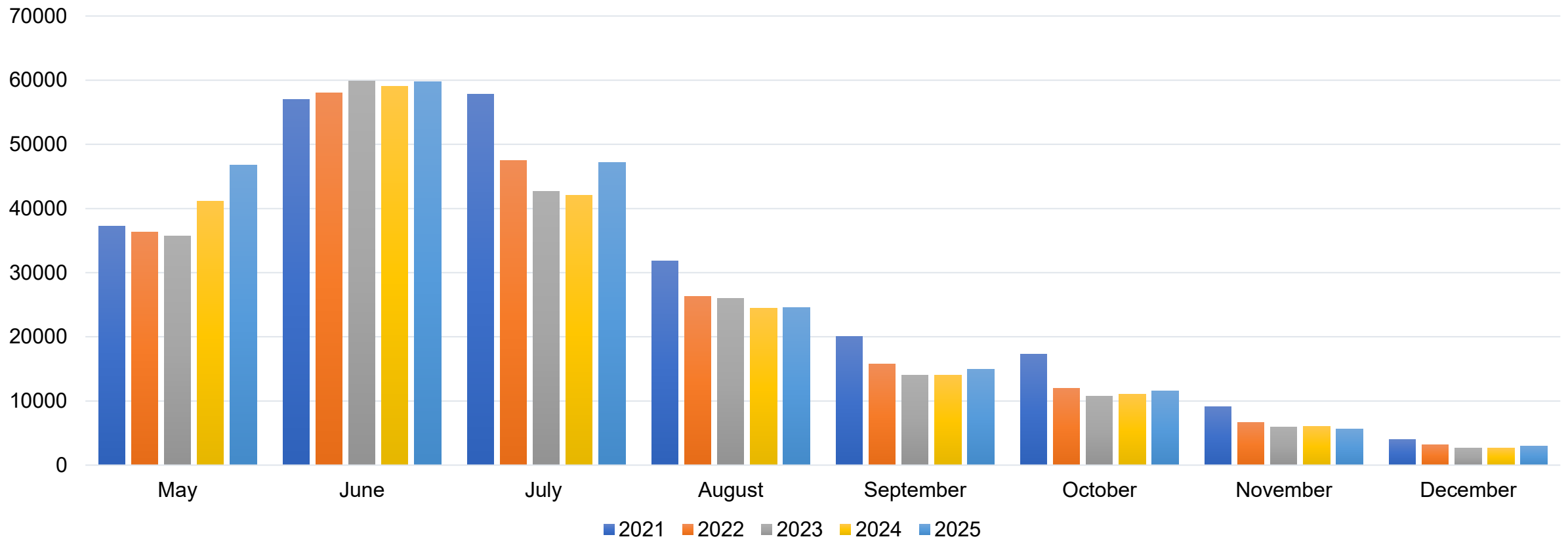
Medical schools receive letters electronically, on a rolling basis after an application is verified



aamc.org/amcasletters

Letters of Evaluation

Letters of Evaluation Received, 2021AY – 2025AY



AAMC Letter Writer Portal

The screenshot displays the AAMC Letter Writer Portal interface. At the top right, there are links for "SIGN IN" and "Contact Us". The main heading is "Fulfill request for Applicant Name". Below this, there is a note to review information before submitting a letter and a link to the "AMCAS Letter Writing Guide".

Request Information

Requestor Name:	Applicant Name	AAMC Service:	AMCAS Program
Requestor AAMC ID:	21536199	Letter Type:	Individual Letter
Requestor Email:	[Redacted]		
Requestor Phone Number:	+1 (123) 456-7890		
Request ID:	W5ZG-FR8NG-J564V		

Author Information

Author Name:	Author Name
Author Email:	[Redacted]

At the bottom, there are two submission options:

- AAMC Account Submission:** Gain access to manage multiple requests, view submission history, and make updates to past submissions as needed. A red circle highlights the "LOG IN OR REGISTER" button.
- Guest Submission:** You will be asked to confirm that you are the author or their authorized designee and will be required to verify your email address. A "CONTINUE AS GUEST" button is visible.

Footer text includes: "Letter Writer Portal Terms & Conditions", "Copyright © AAMC 2025 | 855 K Street, NW, Suite 100, Washington, DC, 20001-2399 | Contact Us | Follow Us | Supported Browsers | Web Accessibility | AAMC Terms and Conditions".


- Letter writers use this system to manage requests and submit documents.
- Eliminates the need to search by request ID.
- Submit letters with or without an AAMC account.
- Enhanced request search, filter, and sorting for both completed AND pending requests.
- Expanded history of all requests, including submitted documents.

AAMC Letter Writer Portal Tips

- Upload letters via the link in the letter request email.
- The portal allows for PDF or Microsoft Word files
- Individual medical schools may require your letters to be on official letterhead and to include the author's signature.
- Once you upload a letter, no deletions or modifications can be made. Future letters you upload with this request ID will be pre-pended to letters previously uploaded.

aamc.org/services/aamc-letter-writer-portal

Letter Writer Guidelines



**Guidelines for Writing a Letter of Evaluation
for a Medical School Applicant**

Thank you for agreeing to write a letter of evaluation for a medical school applicant!

The guidelines are intended to enhance the letter-writing process by providing a general framework of best practices and relevant content for letter writers to follow. They are optional and can be applied to both individual and committee letters.

Guidelines

1. Provide an accurate assessment of the applicant's suitability for medical school rather than advocate for the applicant.
2. Briefly explain your relationship with the applicant:
 - How long have you known the applicant?
 - In what capacity have you interacted (e.g., faculty, premedical advisor, supervisor)?
 - Are your observations of the applicant direct or indirect?
3. Quality of information is more important than letter length. Focus on the applicant rather than details of the lab, course, assignment, job, or institution.
4. Only include information on grades, GPA, or MCAT scores *if* you also provide context to help interpret them. Grades, GPA, and MCAT scores are available within the application.

Letter Writer Guidelines



Premed Competencies

Describe how the applicant has, or has not, demonstrated any of the following competencies that are necessary for success in medical school.

Professional Competencies

Commitment to Learning and Growth: Practices continuous personal and professional growth for improvement, including setting and communicating goals for learning and development; reflects on successes, challenges, and mistakes; pursues opportunities to improve knowledge and understanding; and asks for and incorporates feedback to learn and grow.

Empathy and Compassion: Recognizes, understands, and acknowledges others' experiences, feelings, perspectives, and reactions to situations; is sensitive to others' needs and feelings; and demonstrates a desire to help others and alleviate others' distress.

Ethical Responsibility to Self and Others: Behaves with honesty and integrity; considers multiple and/or conflicting principles and values to inform decisions; adheres to ethical principles when carrying out professional obligations; resists pressure to engage in unethical behavior; and encourages others to behave honestly and ethically.

Interpersonal Skills: Demonstrates an awareness of how social and behavioral cues affect people's interactions and behaviors; adjusts behaviors appropriately in response to these cues; recognizes and manages one's emotions and understands how emotions impact others or a situation; and treats others with dignity, courtesy, and respect.

Oral Communication: Effectively conveys information to others using spoken words and sentences; actively listens to understand the meaning and intent behind what others say; and recognizes potential communication barriers and adjusts approach or clarifies information as needed.

Reliability and Dependability: Demonstrates accountability for performance and responsibilities to self and others; prioritizes and fulfills obligations in a timely and satisfactory manner; and understands consequences of not fulfilling one's responsibilities to self and others.

Resilience and Adaptability: Perseveres in challenging, stressful, or ambiguous environments or situations by adjusting behavior or approach in response to new information, changing conditions, or unexpected obstacles, and recognizes and seeks help and support when needed; recovers from and reflects on setbacks; and balances personal well-being with responsibilities.

Self-Awareness: Reflects on personal assumptions and how they may influence interactions; considers situations or ideas from alternative viewpoints; willing to revise one's thinking when new information or insights emerge; and helps create an environment where all individuals feel respected and able to contribute.

Service Orientation: Shows a commitment to something larger than oneself; demonstrates dedication to service and a commitment to making meaningful contributions that meet the needs of communities.

Teamwork and Collaboration: Collaborates with others to achieve shared goals and prioritizes shared goals; adjusts role between team member and leader based on one's own and others' expertise and experience; shares information with team members and encourages this behavior in others;

Advisor Information System (AIS) Access & Resources



- Visit <https://students-residents.aamc.org/advisors/advisor-information-system/>
- Get info about gaining access to AIS, report instructions, and other helpful resources

Advisor Information System

- Applicant data from students who have released their information to school-designated advisors
- Statement of Confidentiality

Name	Purpose
Quick Lookup	Search for a single advisee
Roster of Applicants	Retrieve data for a particular set of AMCAS applicants
MCAT Roster/Summary	Retrieve individual or aggregate data for a particular set of MCAT examinees
PREview Roster	Retrieve data for PREview examinees
Designated School	Lists medical schools that your students have applied to, the number who have applied, the number who have been accepted, and the number who have matriculated
Application Year Statistics	Compare school statistics to national statistics for a given application year
Trends	Graphs of aggregate data for closed application years

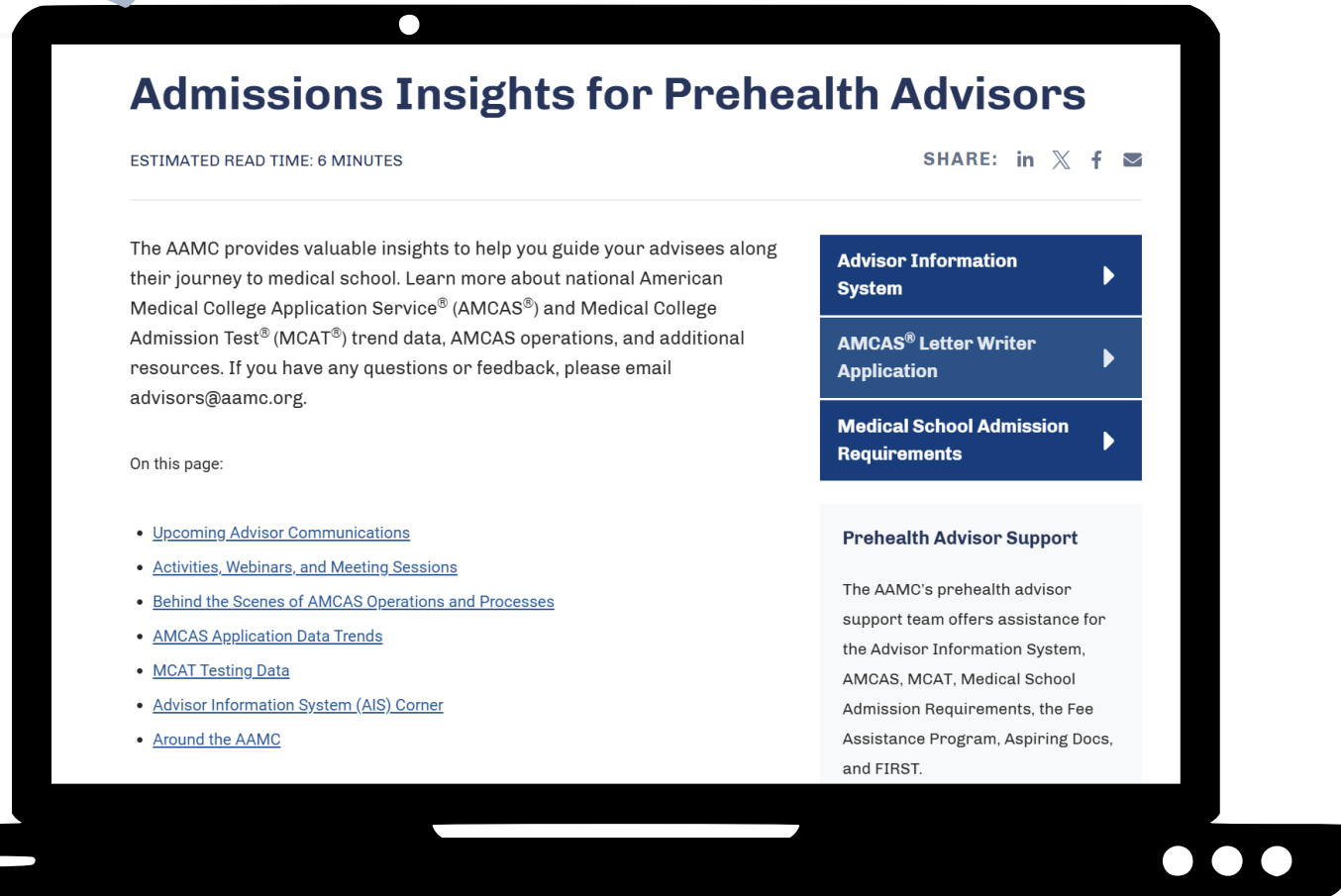
Quick Lookup	Roster of Applicants	MCAT Roster/Summary	PREview Roster	Designated School	App Yr Stats	Trends
--------------	----------------------	---------------------	----------------	-------------------	--------------	--------

AIS Modernization: Fall 2026

- Coming later this year.
- Updated platform to improve user experience.
- Streamlined experience for managing advisor access.
- More details, training, and resources coming soon.

Admissions Insights for Advisors

Admissions Insights for Prehealth Advisors website



Prehealth Advisor Email Series



The Advisor Hub

The screenshot displays the AAMC website's navigation bar with links for AAMC.ORG, STUDENTS & RESIDENTS, CAREERS IN MEDICINE (CIM), and AAMC STORE, along with a SIGN IN button. The main header includes the AAMC logo and the text 'Students & Residents'. A search bar is located in the top right. Below the header is a horizontal menu with categories: Choosing a Medical Career, Applying to Medical School, Attending Medical School, Applying to Residency, Training in a Residency or Fellowship, and Quick Links. The breadcrumb trail reads 'Home / Prehealth Advisors'. The main heading is 'Prehealth Advisors'. The content area features a paragraph about the role of prehealth advisors, followed by three sections: 'How to Get the Most of the Advisor Information System (AIS)', 'AMCAS® Choose Your Medical School Tool for Advisors', and 'Prehealth Advisor Support'. The right sidebar contains three blue buttons: 'Advisor Information System', 'AMCAS® Letter Writer Application', and 'Medical School Admission Requirements'. At the bottom of the sidebar, there is a clock icon and the text 'Monday - Friday, 9 a.m.-5 p.m. ET' and 'Closed Wednesday 3-5 p.m. ET'.

AAMC.ORG | STUDENTS & RESIDENTS | CAREERS IN MEDICINE (CIM) | AAMC STORE | SIGN IN

AAMC | Students & Residents

Search

Choosing a Medical Career | Applying to Medical School | Attending Medical School | Applying to Residency | Training in a Residency or Fellowship | Quick Links

Home / Prehealth Advisors

Prehealth Advisors

As a prehealth advisor, you have a critical role in guiding your students on their individual paths to medical school. The AAMC provides accurate, reliable resources and tools on medical school admission requirements, financial aid, the application process, and more, to support you in providing the best guidance to your students.

How to Get the Most of the Advisor Information System (AIS)

Use AIS to track the performance of your program and run reports on your students' MCAT scores and applicant data.

AMCAS® Choose Your Medical School Tool for Advisors

The AAMC American Medical College Application Service® (AMCAS®) created this tool to support medical schools' enrollment management processes and help applicants communicate their intentions about which medical schools they plan to attend. Schools will only be able to access information about their accepted and alternate-list (waitlist) applicants. Applicants should use the tool at the direction of the schools to which they have applied.

Advisor Information System

AMCAS® Letter Writer Application

Medical School Admission Requirements

Prehealth Advisor Support

The AAMC's prehealth advisor support team offers assistance for the Advisor Information System, AMCAS, MCAT, Medical School Admission Requirements, the Fee Assistance Program, Aspiring Docs, and FIRST.

Monday - Friday, 9 a.m.-5 p.m. ET
Closed Wednesday 3-5 p.m. ET

aamc.org/advisors

AAMC Fee Assistance Program

MCAT Exam Benefit

- Reduced registration fees
- Access to all online AAMC MCAT Official Prep Products
- Stipend for updated evaluation for accommodations

AMCAS Application Benefit

- AMCAS application submission fee waiver for up to 20 schools

MSAR Benefit

- Complimentary access to the Medical School Admission Requirements (MSAR) website

AAMC PREview™ Exam Benefit

- Waiver for AAMC PREview™ professional readiness exam registration fees
- Free PREview scored practice exam

ERAS Application Benefit

- 60% fee discount on up to 50 ERAS applications

Benefits are NOT Retroactive



AAMC Fee Assistance Program Eligibility

- U.S.-based home address.
- Tied to U.S. Department of Health and Human Services' poverty level guidelines.
- Requires parental financial information and supporting tax documentation for applicants under 26.
- Must be preparing to apply to medical school.



AAMC Fee Assistance Program

Website resources to direct your advisees to:

- What You Need to Apply
- *2026 Fee Assistance Program Essentials*
- Fee Assistance Program FAQ's



202-828-0600

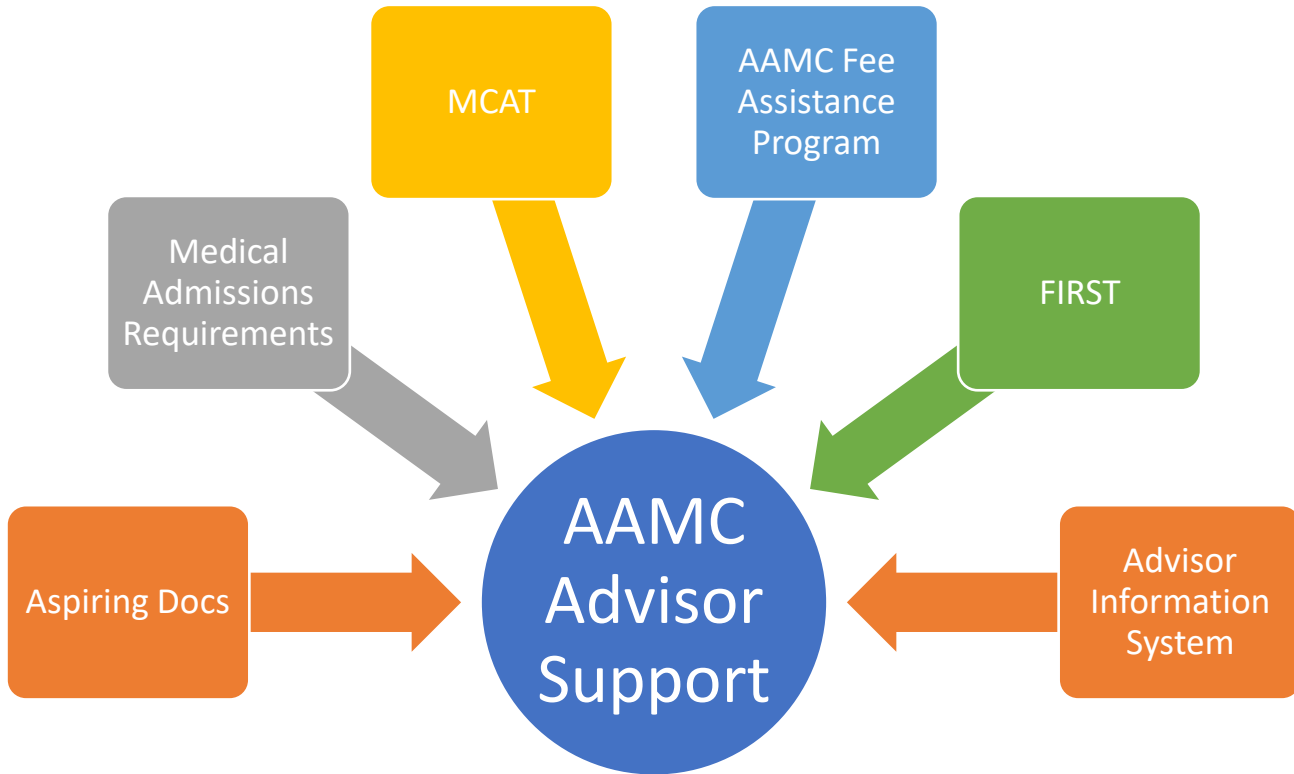


feeassistance@aamc.org



@AMCASinfo

Advisor Support



- Advisor support for all pre-med AAMC programs and services will be accessible via one phone number and email address:
- AAMC Advisor Support
 - Phone: 202-828-0950
 - Email: advisors@aamc.org

AAMC Premed Navigator

- Monthly e-newsletter for applicants and helpful web content.

The screenshot shows the AAMC Premed Navigator website. The top navigation bar includes links for AAMC.ORG, STUDENTS & RESIDENTS, CAREERS IN MEDICINE (CIM), and AAMC STORE, along with a SIGN IN button. Below the navigation is a search bar and the AAMC logo. The main content area features a breadcrumb trail: Home / Premed Navigator / Premed Navigator. The title "Premed Navigator" is prominently displayed. A descriptive paragraph states: "Guiding you on your path to medical school. The AAMC Premed Navigator features important topics, resources, tips, and key dates for aspiring physicians." Below this is a link to "Subscribe to receive updates each month right to your inbox." A search bar and a "SORT BY" dropdown menu (set to "Relevance") are visible. On the left, a "FILTER RESULTS" sidebar shows a "Date" dropdown set to "All Dates" and a "Services" section with checkboxes for AMCAS (2), Away Rotations (VSLO) (0), Careers in Medicine (0), and Choose Medical Schools (MSAR) (6). The main content area displays search results, including a section titled "APPLYING TO MEDICAL SCHOOL" with an article "How the Fee Assistance Program Supported My Premed Journey" and a "PREMED NAVIGATOR" section with an article "Mind Your Mental Health in May (...and Every Other Month, For That Matter)".

students-residents.aamc.org/navigator

Anatomy of an Applicant

- Core Competencies
- Student Profiles

The screenshot shows the AAMC website's 'Students & Residents' section. The navigation bar includes links for 'Choosing a Medical Career', 'Applying to Medical School', 'Attending Medical School', 'Applying to Residency', 'Training in a Residency or Fellowship', and 'Quick Links'. The main heading is 'Premed Competencies Resources', with a share button and social media icons. Below the heading is a sub-heading: 'Learn how the 17 premed competencies help you successfully learn and develop in medical school and become effective physicians.' Three article cards are displayed:

- The Premed Competencies for Entering Medical Students**
Learn more about how the premed competencies were updated in 2022-2023.
- Real Stories Demonstrating Premed Competencies**
We interview medical students, their prehealth advisors, and the admissions officers who accepted them to learn about their path to medicine. We also cover how they demonstrated the Premed Competencies for Entering Medical Students through the different parts of their application.
- The Parts of Your Medical School Application**
There are many different components that go into a complete medical school application. Learn what these pieces are, why medical schools ask for them, and what each part says about your qualifications as an applicant.

aamc.org/competencies

Access Code Management Tool (ACMT)

ACMT allows advisors to easily distribute, manage and keep track of your access codes in a “Code Bank.”

The screenshot displays the ACMT interface for a code bank named "BP_MCAT_EXAM3 - 02-26-2022". The interface includes a sidebar with navigation options like "Rename Bank" and "Manage Email", and a main content area with a table of issued codes. A yellow box highlights the text: "ACMT allows advisors to easily distribute, manage and keep track of your access codes in a 'Code Bank.'" The table lists three issued codes for users Savannah, Louise, and Roudlin, all of which have been redeemed on 2/26/22.

Code Bank Details

Name: BP_MCAT_EXAM3 - 02-26-2022
Bank Status: Active
Bank Created: 02/26/2022
Bank Effective: 02/26/2022
Bank Expiration: 02/26/2023

Access Codes

Total: 3
Issued: 0
Redeemed: 3
Remaining: 0

Issued Codes are valid for 28 days from the date of issue.

Access

Status: Active
Expiration: 365 days after issued
Application: MCAT Official Prep
Roles:
• MCAT Official Prep Practice Exam 3

BP_MCAT_EXAM3 - 02-26-2022

To get started: Click **Manage Email** to preview/edit the email template, then click **Issue Access Codes** to distribute your codes. After codes are distributed you can Sort the table columns by clicking the column heading or *Filter, Move or Show/Hide* columns using the icons above the table.

Access Codes (3) Update Table

<input type="checkbox"/>	First Name	Last Name	Email	Status	Date Issued ↓	Date Redeemed	Access Expiration Date	Actions
<input type="checkbox"/>	Savannah	Pfeifer	spfeifer@seu.edu	Redeemed	2/26/22	2/26/22		⋮
<input type="checkbox"/>	Louise	Sideras	lsideras@seu.edu	Redeemed	2/26/22	2/26/22		⋮
<input type="checkbox"/>	Roudlin	Fanfan	rxfanfan@seu.edu	Redeemed	2/26/22	2/26/22		⋮

Export All Data

Items per page: 10 1 - 3 of 3

Copyright © AAMC 2022 | 655 K Street, NW, Suite 100, Washington, DC, 20001-2399 | Contact Us | Follow Us | Supported Browsers | Web Accessibility | Website Terms and Conditions | Privacy Statement

Questions?

Thank you!

Please complete the survey and tell us what you thought about this webinar!

