

Applying to Medical School

AMCAS® Application Cycle Numbers for 2024 Matriculated Applicants



American Medical College
Application Service®

AMCAS OPERATIONS

Staff spent **13,083 hours** verifying **33,160,572** application data points.

DOCUMENTS PROCESSED

134,322 transcripts
200,306 letters of evaluation

AAMC SUPPORT CENTER


ASC staff answered:
11,998 emails
33,990 calls
That's **262,964** minutes on the phone.

APPLICANTS AND ENROLLEES

49,648 applicants
22,515 accepted
21,210 enrolled


APPLICANTS

Average GPA
3.52



ENROLLEES

Average GPA
3.79



Youngest enrollee: **17**
Oldest enrollee: **55**

WHO ENROLLED?

2,778
AAMC Fee Assistance Program awardees



6,131
Number who identified as disadvantaged

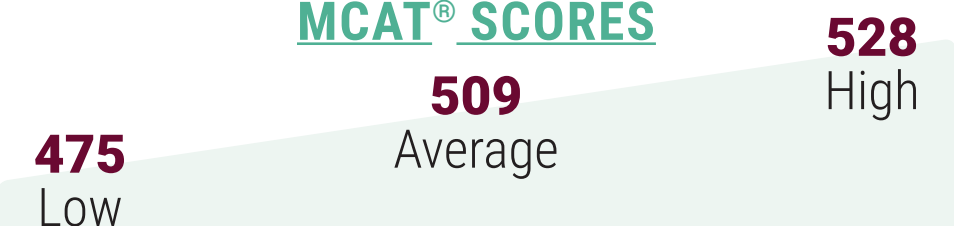
40
Enrollees with DACA status

4,986
Enrollees who received a Pell Grant before medical school

SELF-IDENTIFICATION*

White **41.1%**
Asian **27.7%**
Multiple Race/Ethnicity **11.5%**
Black or African American **7%**
Hispanic, Latino, or of Spanish Origin **5.9%**
3.1% Unknown Race/Ethnicity
2.3% Other Race/Ethnicity
0.2% American Indian or Alaska Native
0.1% Native Hawaiian or Other Pacific Islander
1.3% Non-U.S. Citizen and Nonpermanent Resident

MCAT® SCORES



55
Average number of courses taken

1,504.5
Average number of research lab hours

474.8
Average community service hours

*Based on AAMC applicant matriculant data file; includes data from AAMC-member medical schools that do not participate in AMCAS.