

# Medical School Class of 2024: Their Journey into a Career in Medicine



## Congratulations to the graduating Class of 2024!

They are entering the health care workforce at a time when America needs them more than ever. Some will begin biomedical research training programs. Most started their residency training on July 1 and will spend the next 3-7 years learning to practice in their chosen specialty. **Here are some interesting facts and statistics about this class that entered medical school in Fall 2020.**

**They began applying to medical school  
in May 2019.**

**53,030**  
APPLICANTS

**23,105**  
ACCEPTED

**22,239**  
ENROLLED



In 2019, the AAMC Fee Assistance Program awarded  
**\$13.1 million in total benefits to 8,969 students.**

**69%**

of the class majored in biology,  
chemistry, physics or math.

**31%**

majored in subjects  
outside the natural sciences.

**GPA (total)**  
**mean=3.73**

**55**

Average number  
of courses taken

**1,329.5**

Average number of  
research lab hours

**392.6**

Average community  
service hours

Nearly  
**80%**

of Class of 2024  
hopefuls took  
the MCAT® exam  
during their junior  
or senior year of  
college prior  
to the pandemic.

**MCAT® Scores**

**477**

LOW

**511.5**

AVERAGE

**528**

HIGH

# Most students entered medical school in Fall 2020 at the height of the pandemic.

That year – for the second time in history – **women** were the majority of...

**Applicants**  
53.4%



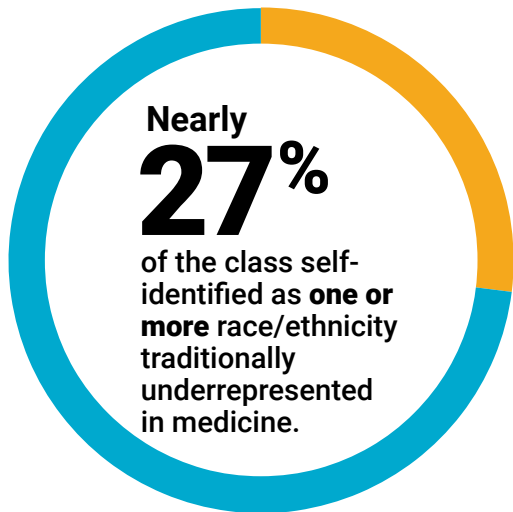
**Matriculants**  
53.6%



**Enrollees**  
51.5%



The youngest member of the Class of 2024 was **17** years old. The oldest was **50**.



Hispanic, Latino, or of Spanish Origin	Native Hawaiian or Other Pacific Islander
<b>12.0%</b>	<b>0.4%</b>
Black or African American	White
<b>9.5%</b>	<b>53.4%</b>
Other	Asian
<b>3.8%</b>	<b>24.9%</b>
American Indian or Alaska Native	Decline to Respond
<b>1.1%</b>	<b>4.9%</b>

About **30%** of the Class of 2024 is bilingual, and many speak more than 5 languages.

Maximum number of languages spoken

**13**

Median number of languages spoken

**5.5**

Number of matriculants that have a Native or Advanced Language that is not English

**6,666**

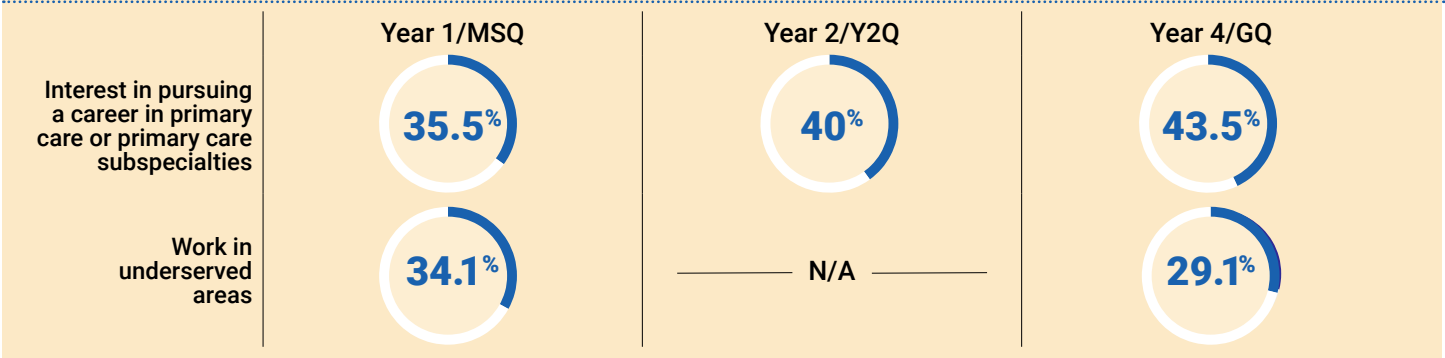


**11.4%** of the class are the first generation in their families to go to college.

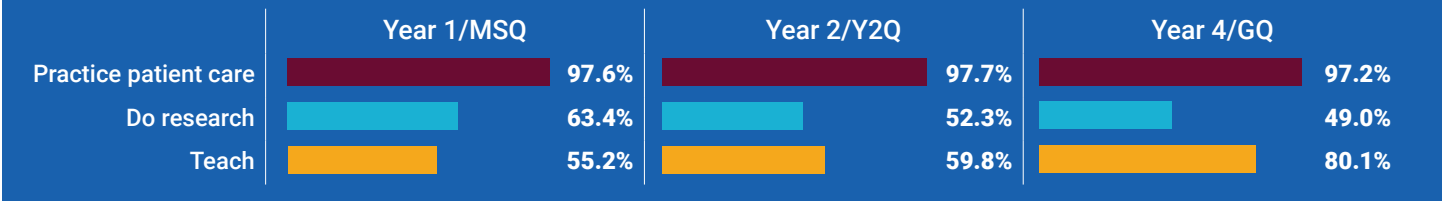
# They experienced virtual learning, virtual interviews, and other unprecedented challenges.




Their choices about their specialties, where to work, and why they chose their career paths changed throughout medical school.



They remained committed to practicing patient care. More wanted to teach and fewer to do research.




During Year Two (2021 Y2Q), when asked about their career path after medical school, "work/life balance" was the top "essential" consideration.



of 2024 GQ participants indicated they completed at least one clinical away rotation. Most students used their clerkship and away rotation experiences to finalize their decisions about career specialty.

VSLO® Host institutions offered **14,000+ rotations** (unique electives + alternate date options) **in 90 specialties and subspecialties.**

At graduation (2024 GQ), when asked about what influenced their choice of future medical specialty, "fit with personality, interests, and skills" was the top Strong Influence.



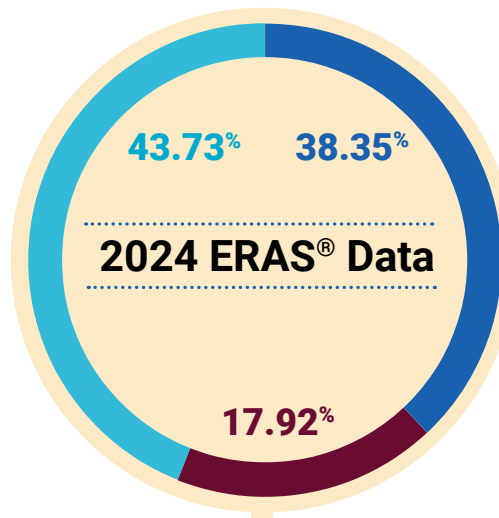
# This class of 2024 was among the 51,813 who began submitting their residency applications.



## Number of Applicants by Type

Data for All Applicants Who Submitted Applications (MD, DO, IMG)

- MD - 22,657
- IMG - 19,871
- DO - 9,285



These new doctors will be practicing in one of **131 specialties and subspecialties** of medicine. For future MDs, they apply most to anesthesiology, diagnostic radiology, surgery, internal medicine, and orthopaedic surgery. Top choices differ for Osteopathic and International Medical Graduates.

## 20,219 applicants (39%) applied to more than one specialty.



Most applicants were interested in **urban and suburban** settings, but some focused on rural practice.

3

Median number of Peer-Reviewed Journals, Articles/Abstracts



Across all specialties, applicants reported that in their experiences, they most demonstrated:

Teamwork  
14%-22%

Critical Thinking  
14%-21%

1%

Applicants who report having **military** experience.



Applicants reported that the majority of their experiences were in these focus areas:

Medical Education  
12%-22%

Clinical  
13%-22%

Community  
10%-19%

3.4%

**fewer** applications submitted, on average, than the previous year, yet their match rates remained steady.



**20,855** students graduated from a U.S. MD-granting medical school in 2023-2024.

**2,127** graduated with a dual degree, including 607 MD-PhD graduates.

**Good luck to the Class of 2024! We are so proud of who you are and what you've accomplished during your medical education journey.**



**Where did this data come from?** The AAMC gathers data across the learner journey, from premed through residency. We are also the national source for data on faculty, biomedical research trainees, and physician workforce trends. AAMC data is readily available through [aamc.org](http://aamc.org). Scan the QR code to find the data sources for this graphic.