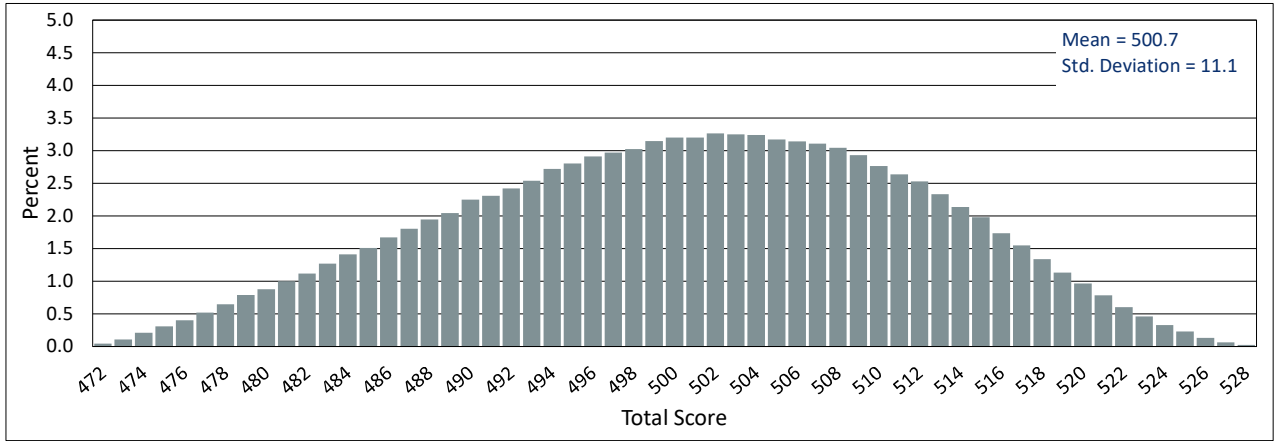


# Summary of MCAT Total and Section Scores

Percentile Ranks in Effect May 1, 2024 – April 30, 2025

N = 280,733

## MCAT Total



Total Score	Percentile Rank
472	<1
473	<1
474	<1
475	1
476	1
477	2
478	2
479	3
480	4
481	5
482	6
483	7
484	9
485	10
486	12
487	14
488	16
489	18
490	20

Total Score	Percentile Rank
491	22
492	25
493	27
494	30
495	33
496	36
497	39
498	42
499	45
500	48
501	51
502	54
503	58
504	61
505	64
506	67
507	70
508	73
509	76

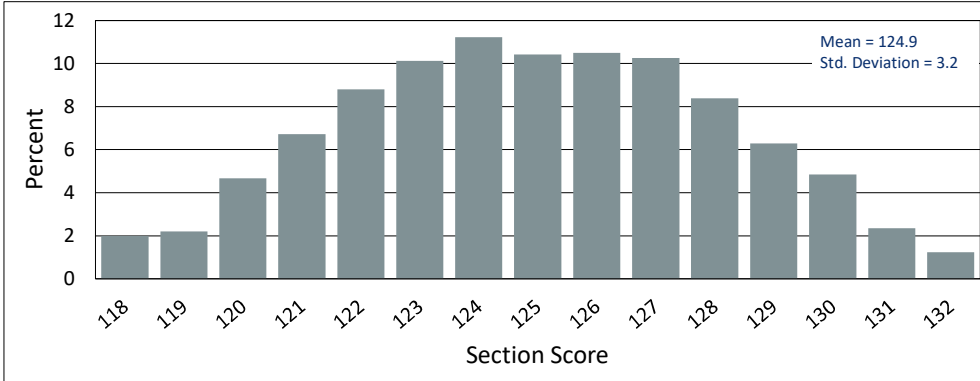
Total Score	Percentile Rank
510	79
511	82
512	84
513	87
514	89
515	91
516	92
517	94
518	95
519	96
520	97
521	98
522	99
523	99
524	100
525	100
526	100
527	100
528	100

### Notes:

- The column labeled “Percentile Rank” provides the percentage of scores equal to or less than each score point. These percentile ranks are based on all MCAT results from the 2021, 2022, and 2023 testing years combined. For example, 73% of MCAT total scores were equal to or less than 508 across all exams administered in 2021, 2022, and 2023 combined.
- Updates to the percentile ranks will be made on May 1st each year.

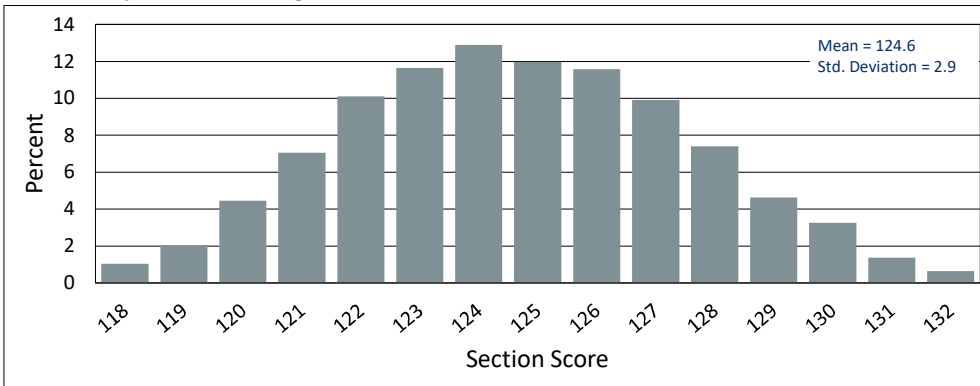
**Summary of MCAT Total and Section Scores (Continued)**  
**Percentile Ranks in Effect May 1, 2024 to April 30, 2025**

**Chemical and Physical Foundations of Biological Systems**



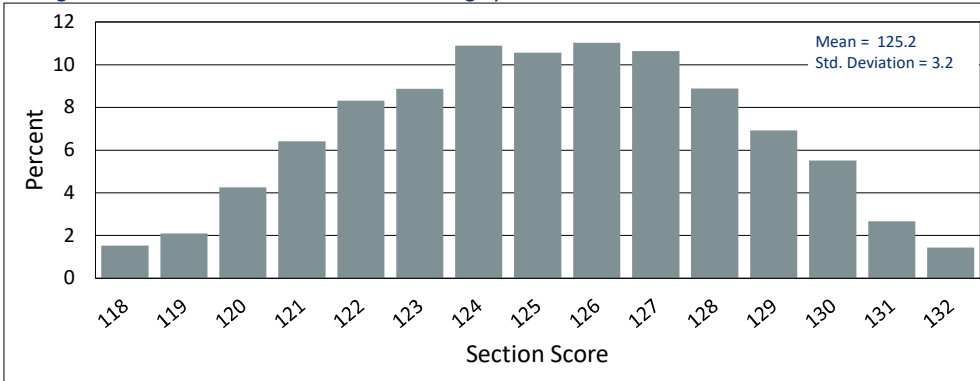
Section Score	Percentile Rank
118	2
119	4
120	9
121	16
122	24
123	34
124	46
125	56
126	67
127	77
128	85
129	92
130	96
131	99
132	100

**Critical Analysis and Reasoning Skills**



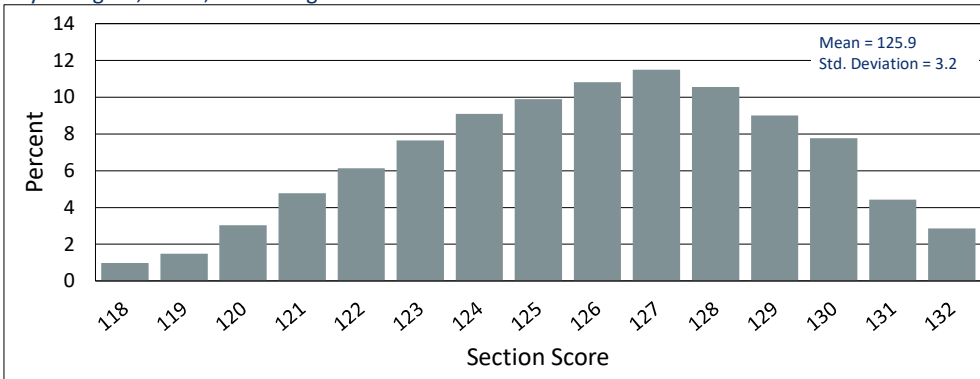
Section Score	Percentile Rank
118	1
119	3
120	8
121	15
122	25
123	36
124	49
125	61
126	73
127	83
128	90
129	95
130	98
131	99
132	100

**Biological and Biochemical Foundations of Living Systems**



Section Score	Percentile Rank
118	2
119	4
120	8
121	14
122	23
123	31
124	42
125	53
126	64
127	75
128	83
129	90
130	96
131	99
132	100

**Psychological, Social, and Biological Foundations of Behavior**



Section Score	Percentile Rank
118	1
119	2
120	5
121	10
122	16
123	24
124	33
125	43
126	54
127	65
128	76
129	85
130	93
131	97
132	100