

# Welcome!



**Thank you for joining us for today's webinar. The program will begin shortly.**

**You will not hear the audio until we begin.**

**If you have technical questions, please email [aamc@commpartners.com](mailto:aamc@commpartners.com).**

# Navigating the AMCAS Choose Your Medical School Tool for 2023 Cycle Applicants

February 14, 2023

# Welcome



Rachel Shore  
AMCAS Outreach and Engagement Manager

# AAMC Speakers



Brandon Hunter  
Director, Student  
Affairs



Jerrod White,  
AMCAS Service  
Delivery Supervisor



Phylicia Fair,  
AMCAS Outreach  
and Engagement  
Specialist

# Agenda



- ☐ Welcome and Agenda
- ☐ Professionalism
- ☐ The Choose Your Medical School (CYMS) Tool and Admissions Decisions Dashboard
- ☐ Scenarios
- ☐ Important Reminders and Resources for the Admissions Process
- ☐ Questions and Answers

# Professionalism



# Application and Acceptance Protocols for Applicants

SHARE: [f](#) [t](#) [in](#) [✉](#)


Recommendations to help ensure that all MD and MD-PhD applicants receive timely notification about the outcome of their AMCAS® application. These guidelines are not intended to supersede the policies, timelines, or discretion of individual schools or programs. Each applicant is expected to become familiar with the procedures and requirements of each school to which they apply.

The following steps are recommended to help ensure that all MD and MD-PhD applicants receive timely notification about the outcome of their applications, and to protect schools and programs from having unfilled positions in their entering classes. These protocols are often referred to as “Traffic Rules” by admissions officers and prehealth advisors. Prospective applicants, their advisors, and admission staff at medical schools and programs should all be aware of these Application and Acceptance Protocols for applicants. An applicant's actions during the admissions process should be conducted in the spirit of professionalism and ethics expected of a future physician.

These guidelines are not intended to supersede the policies, timelines, or discretion of individual schools or programs. Each applicant is expected to become familiar with the procedures and requirements of each school to which they apply. The AAMC understands that an individual's circumstances (e.g., delays in receiving financial aid offer or other compelling personal reasons) may warrant exception from one or more of the following protocols, and defers to each school's judgment in such cases. Below are AAMC recommendations for applicants to an MD or MD-PhD program:

[AMCAS® Sign In](#)

## ALERTS

-  Several key admissions process dates fall on a weekend or holiday this cycle; therefore, their availability shifts to the next business day.

[READ ▶](#)

## Connect with AMCAS®

[@AMCASinfo](#)[AMCASinfo](#)

<https://students-residents.aamc.org/applying-medical-school-amcas/application-and-acceptance-protocols-applicants>

# The AAMC Premed Navigator Articles

Expectations of Professionalism  
During the Medical School  
Admissions Process



Tips from Admissions on  
Maintaining Professionalism  
Throughout Your Interview



<https://students-residents.aamc.org/premed-navigator/subscribe-premed-navigator>



# **The Choose Your Medical School (CYMS) Tool and Admissions Decision Dashboard**

# Choose Your Medical School (CYMS) Tool



## Plan to Enroll February 21 – April 30

Applicants can continue to interview, hold current acceptance offers, receive additional acceptance offers, and remain on any waitlist at any other medical school.

### What Schools See

Aggregate (summary) applicant information



## Protocol April 17

Applicants should hold no more than three acceptances

## Plan to Enroll May 1

The same use for this option applies, however, applicants should not hold multiple acceptances but can remain on waitlists in accordance with the Protocols.

### What Schools See **Detailed, identifiable**

information about application selections

## Protocol May 1

Applicants should hold no more than one acceptance but can continue to hold waitlist positions

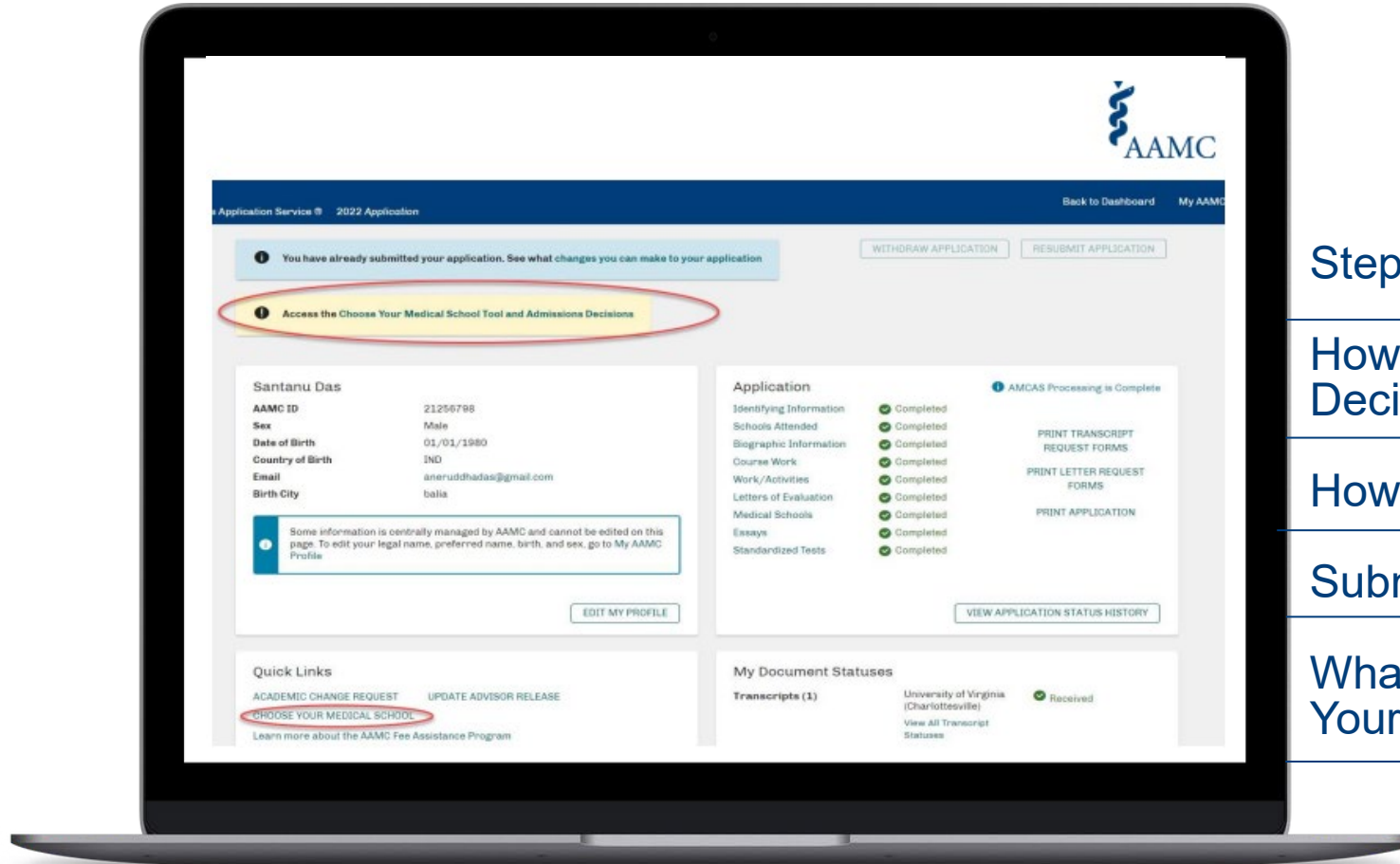


## Commit to Enroll May 1 - End of Cycle (end of Sept./beginning of Oct.)

Applicant is indicating they have made a final selection and withdrawn all other applications, including waitlist positions (note: selecting Commit to Enroll does not automatically withdraw applicants from other medical schools)

What Schools See  
**Detailed, identifiable** information about application selections

# CYMS Tool and Dashboard Demonstration



Steps to Navigate CYMS

How to Use the Admissions Decisions Dashboard

How to Make Your CYMS Selection

Submitting Your CYMS Selection

What to Expect After Submitting Your Selection

# Admissions Decisions Glossary

Admission Decision	Description Text
Accepted	This medical school has reported an offer of acceptance to AMCAS.
Alternate List	This medical school has reported that you are on their Alternate List/Waitlist.
Applicant Deferred to Future Class	The date you are scheduled to start medical school has been delayed to the next admissions cycle.
Application No Longer Under Consideration	This medical school has not offered you a seat in their entering class.
Application Withdrawn After Acceptance	This medical school has communicated to AMCAS that you withdrew your application.
Enrolled in Pre-Matriculation Program	This medical school has enrolled you in a program that offers exposure to key aspects of first-year learning and eases the transition into the M.D. Program curriculum.
Matriculated	This medical school has reported you as matriculated in AMCAS.
Program Changes to Regular MD	The program type for this specific medical school application was changed to Regular MD from another program type.

# Scenarios

# SCENARIO 1

Jamie has acceptances to 3 schools and selects “Plan to Enroll” (PTE) at School A between Feb 21 – April 30.

**Are the other schools where Jamie has an acceptance able to see that Jamie selected PTE to School A?**







## ANSWER

No. Before April 30, if Jamie selects “Plan to Enroll” (PTE) at School A, AMCAS will not identify Jamie’s PTE to the other schools where Jamie has an acceptance.

Starting May 1, the accepting medical schools can see if an applicant has a PTE selection at another school, but the medical school cannot see details about the medical school.



## SCENARIO 2

Skylar has decided where to matriculate and selects “Commit to Enroll” (CTE) to a school in CYMS.

**Does this automatically withdraw Skylar’s application from the other schools where Skylar has an acceptance?**



## ANSWER

No. Selecting “Commit to Enroll” (CTE) does not automatically withdraw Skylar’s application from other medical schools.

To withdraw your application from other medical schools, you must communicate your final decisions directly with all schools where you applied according to each school’s specific policy.



## SCENARIO 3

Avery received multiple acceptances from schools that Avery is interested in attending.

**As Avery considers a final decision, can Avery select “Plan to Enroll” (PTE) to more than one school at the same time?**



## ANSWER

No. Avery cannot select “Plan to Enroll” (PTE) at more than one school at the same time.

You cannot “Plan to Enroll” or “Commit to Enroll” at multiple schools.



## SCENARIO 4

Kerry selects “Plan to Enroll” (PTE) at School A on March 15. School B offers an acceptance on April 30. Kerry likes the campus culture and student support at School B and would like to change their PTE selection to now school B.

**Can Kerry change this in CYMS?**





# ANSWER

Yes. Kerry can make this change in CYMS.


By editing your selection in CYMS, you can change your “Plan to Enroll” selection from one school to another school.



## SCENARIO 5

Rene has a waitlist position and not an official acceptance from a school currently.

**How does the CYMS tool work in this case?**



## ANSWER

In this case, with only a waitlist position, Rene will not be able to access the CYMS tool.

The Choose Your Medical School tool only becomes available once you have received 1 current acceptance.

# Important Reminders for the Admissions Process

# Important Reminders for Applicants

## Follow School-Specific Policies and Procedures

Follow school-specific policies and procedures for using the tool and check the [Medical School Admission Requirements](#)

## Review the AMCAS Choose Your Medical School Tool Information

Many schools use the [AMCAS Choose Your Medical School tool](#). The tool is not the primary means of communication between the applicant and the medical school.

## Understand Professionalism Expectations

Become familiar with the [Application and Acceptance Protocols](#) for Applicants, the guiding principles for professional behavior during the medical school application process.

# Resources

## Choose Your Medical School:

- [Choose Your Medical School Website](#)
- [Choose Your Medical School Training Guide \(step-by-step instructions for how to use the tool\)](#)
- [Choose Your Medical School downloadable resource \(for applicants and advisors\)](#)

## Professionalism:

- [Application and Acceptance Protocols for Applicants](#)
- [Expectations of Professionalism During the Medical School Admissions Process](#)
- [Tips from Admissions on Maintaining Professionalism Throughout Your Interview](#)





# Questions and Answers



**Please use the Q&A feature to submit your questions.**



Q&A

You have no question.

Please input your question

☐ Send Anonymously

Send

