

Navigating the 2023 AMCAS Application Cycle

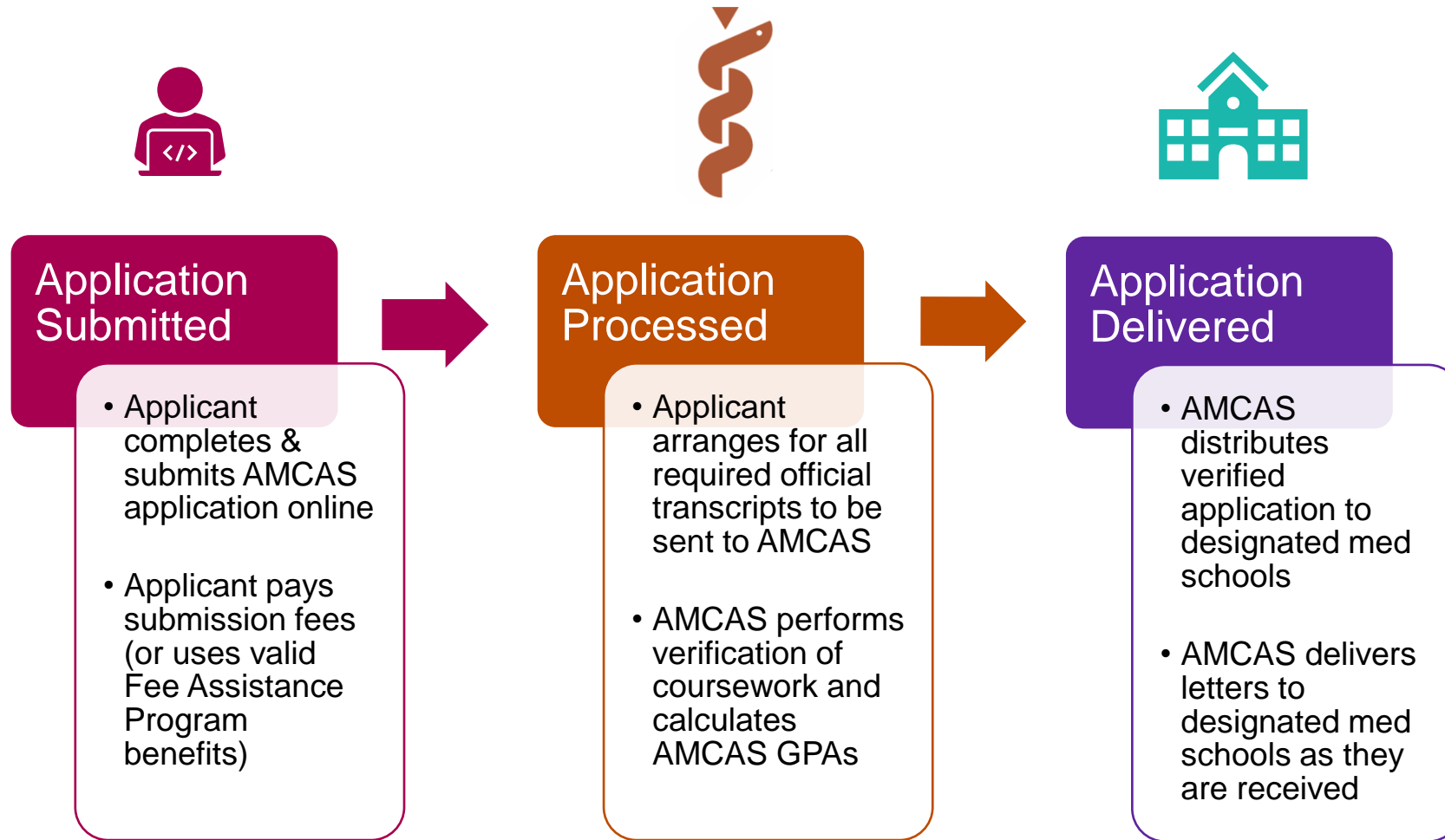
Candice Pantor
Manager, Admissions Communications

Jena Wimsatt
Digital Communications & Outreach Specialist


Agenda


- AMCAS Application
 - AMCAS Process
 - 2023 Dates and Participation
 - 2023 Application
- Verification
- After Submission
- AMCAS Letter Service
 - The Letter Writer Application
 - Letter Guidelines
- Resources


How does AMCAS work?



aamc.org/amcas

 **STUDENTS & RESIDENTS**

AAMC.ORG | Members | Students | Residents | Store |  Sign In

 Search GO ▶

ADVISORS | ADVOCACY | CALENDAR | DATA | FINANCIAL AID | NEWS | SERVICES


CHOOSING A MEDICAL CAREER | APPLYING TO MEDICAL SCHOOL | ATTENDING MEDICAL SCHOOL | APPLYING TO RESIDENCY | TRAINING IN A RESIDENCY OR FELLOWSHIP

Home / Applying to Medical School / Understanding the Process / Applying to Medical School with AMCAS®



Applying to Medical School with AMCAS®

The American Medical College Application Service® (AMCAS®) is the AAMC's centralized medical school application processing service. Most U.S. medical schools use AMCAS as the primary application method for their first-year entering classes.

AMCAS® Sign In ▶





Connect with AMCAS®

-  @AMCASinfo
-  AMCASinfo

Contact AMCAS®

[Send us a message.](#)

 Monday-Friday, 9 a.m.-7 p.m. ET
Closed Wednesday, 3-5 p.m. ET

 202-828-0600

2023 AMCAS Application Dates

May 3: AMCAS cycle opens

American Medical College Application Service® (AMCAS®)

The American Medical College Application Service® (AMCAS®) is the AAMC's centralized medical school application processing service.

2023 Application Dates

Date*	Event
April 1	2023 AMCAS resources available
May 3	AMCAS application opens
May 31	AMCAS application submission begins
June 24	Initial transmission of application data to medical schools
August 1	Early Decision Program deadline
Sept.-Dec.	Application deadlines

*Dates subject to change

Application Deadlines

- Application must be submitted by 11:59 p.m. ET of the deadline date
- Transcript deadlines must be received by AMCAS within 14 calendar days of the application deadline date
- Must be received by August 1 for early decision applicants
- Visit www.aamc.org/amcasdeadlines

2023 AMCAS Participation

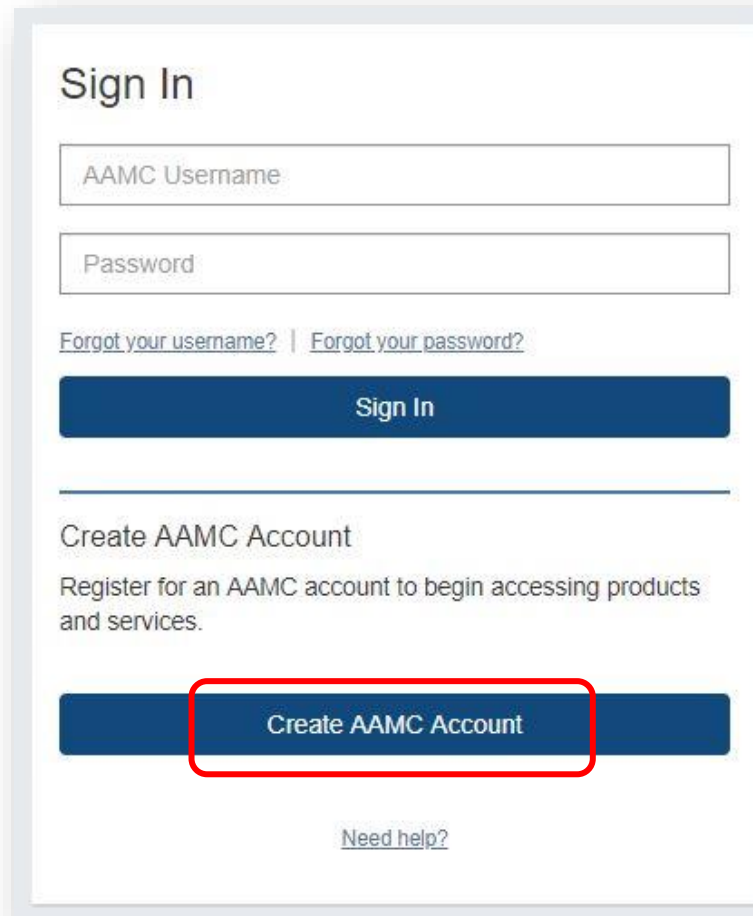
Tentative 2022 Participation	
Application	152 Schools/Programs
	All MD granting schools in the United States with the exception of MD programs at Texas public schools
AMCAS Letters	151 Schools/Programs
Criminal Background Checks	126 Schools/Programs

2023 AMCAS Application Fees:

- \$170 processing fee (includes one school designation)
- \$43 for each additional school

aamc.org/amcas

Accessing the Application



The image shows a web form for accessing the AAMC application. It is divided into two main sections: 'Sign In' and 'Create AAMC Account'. The 'Sign In' section includes input fields for 'AAMC Username' and 'Password', followed by links for 'Forgot your username?' and 'Forgot your password?'. A blue 'Sign In' button is positioned below these fields. The 'Create AAMC Account' section includes a heading, a descriptive sentence, and a blue 'Create AAMC Account' button. This button is highlighted with a red rectangular border. At the bottom of the form is a link for 'Need help?'. The entire form is set against a white background with a subtle shadow.

Sign In

AAMC Username

Password

[Forgot your username?](#) | [Forgot your password?](#)

Sign In

Create AAMC Account

Register for an AAMC account to begin accessing products and services.

Create AAMC Account

[Need help?](#)

AAMC Registration

Create Account

1 2

1 Personal Information
Please complete the fields below.

Email

Enter Email

Confirm Email

Re-Enter Email Address

Prefix (optional)

Select Prefix

First Name

Enter First Name

Middle (optional)



Applicants should only
complete registration if
they do not have an
AAMC ID

My AAMC Profile

My AAMC Profile

SAVE & CONTINUE TO APPLICATION

AAMC ID
21237971

* Indicates required fields

Name

Prefix

Miss

First Name *

Judy

Middle Name

Last Name *

Smith

Generational Suffix

Select Suffix

Legal Name

Legal First Name *

Judy

Legal Middle Name

Legal Last Name *

Smith

Generational Suffix

Select Suffix



Select “2023 Application Cycle”

i Welcome to the American Medical College Application Service® (AMCAS®). To begin the application process, you must select the correct application cycle year below. The application cycle year is based on the summer or fall you intend to start medical school. Please use the various AMCAS resources available to support the application process including the [AMCAS Applicant Guide](#), the [Quick Links](#) on this page, and the links available throughout the application.

In order to avoid delays, it is important that you download and use items such as transcript and letter request forms from the correct application cycle.

Open AMCAS Applications

2023 Application Cycle [? Help](#)

[i New Application](#)

This is the application cycle for applicants who intend to start medical school in the summer or fall of 2023.

START THE 2023 APPLICATION IF YOU WANT TO START MEDICAL SCHOOL IN THE FALL OF 2023


2022 Application Cycle [? Help](#)


[i New Application](#)

This is the application cycle for applicants who intend to start medical school in the summer or fall of 2022.

START THE 2022 APPLICATION IF YOU WANT TO START MEDICAL SCHOOL IN THE FALL OF 2022

AMCAS Main Menu

[Visit AAMC.org](#)  Judy Smith JS


 **AAMC** American Medical College Application Service® 2022 Application

[Back to Dashboard](#) [My AAMC Profile](#) [My Application ▾](#)

[WITHDRAW APPLICATION](#) [SUBMIT APPLICATION](#)

Judy Smith

AAMC ID	21237971
Sex	Female
Date of Birth	03/23/2000
Country of Birth	USA
Email	jsmith@amcas.com
Birth State	NY
Birth City	New York




Some information is centrally managed by AAMC and cannot be edited on this page. To edit your legal name, preferred name, birth, and sex, go to [My AAMC Profile](#)

[EDIT MY PROFILE](#)

Application

Identifying Information	✓ Completed
Schools Attended	✓ Completed
Biographic Information	⚠ Incomplete
Course Work	⚠ Incomplete
Work/Activities	⚠ Incomplete
Letters of Evaluation	⚠ Incomplete
Medical Schools	⚠ Incomplete
Essays	⚠ Incomplete
Standardized Tests	⚠ Incomplete


 Not Submitted to AMCAS

[PRINT TRANSCRIPT REQUEST FORMS](#)

[PRINT LETTER REQUEST FORMS](#)

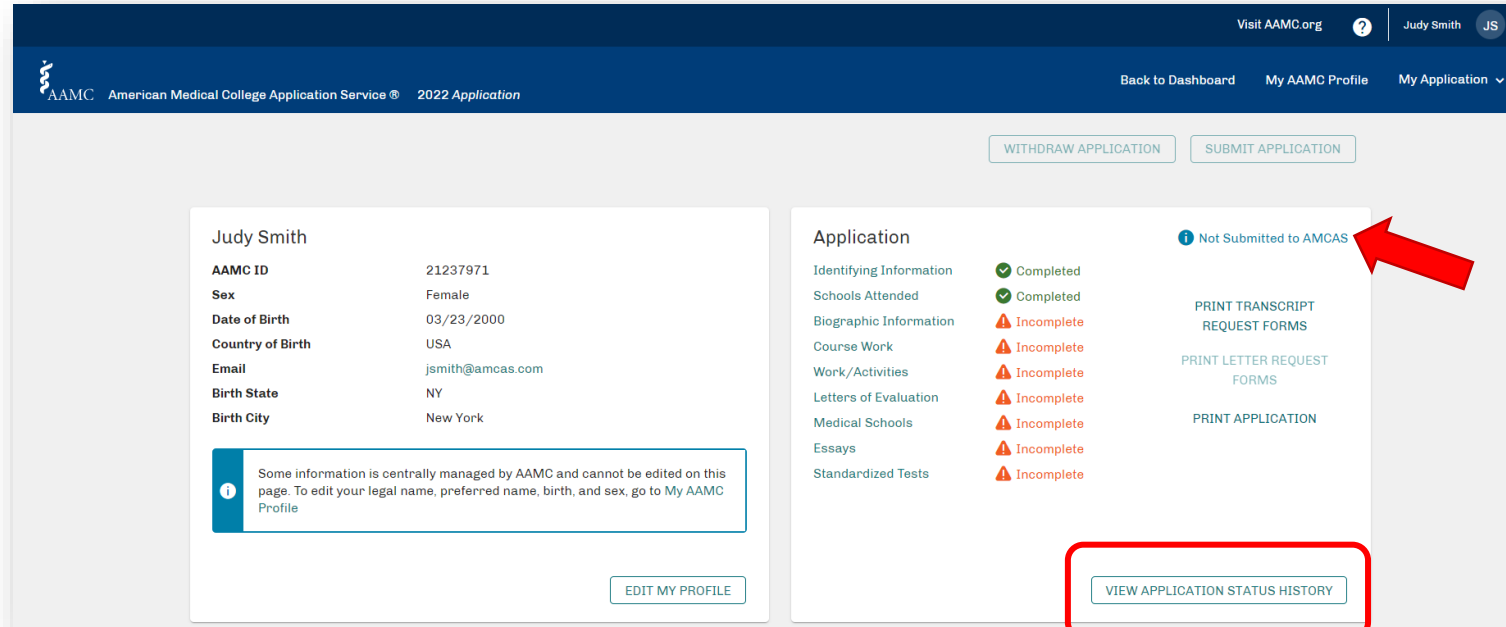
[PRINT APPLICATION](#)

[VIEW APPLICATION STATUS HISTORY](#)

 **AAMC**

© Association of American Medical Colleges

AMCAS Main Menu



The screenshot shows the AMCAS main menu for a user named Judy Smith. The top navigation bar includes links to 'Visit AAMC.org', 'Judy Smith', and 'JS'. Below this, there are links for 'Back to Dashboard', 'My AAMC Profile', and 'My Application'. The main content area is divided into two columns. The left column displays user information for Judy Smith, including AAMC ID, Sex, Date of Birth, Country of Birth, Email, Birth State, and Birth City. A note indicates that some information is centrally managed by AAMC and cannot be edited on this page. The right column shows the application status, with a red arrow pointing to the 'Not Submitted to AMCAS' status. Below this, there are links for 'PRINT TRANSCRIPT REQUEST FORMS', 'PRINT LETTER REQUEST FORMS', and 'PRINT APPLICATION'. A red box highlights the 'VIEW APPLICATION STATUS HISTORY' button, with a red arrow pointing down to the 'APPLICATION STATUS DEFINITIONS' window.

Visit AAMC.org ? Judy Smith JS

AAMC American Medical College Application Service® 2022 Application

Back to Dashboard My AAMC Profile My Application

WITHDRAW APPLICATION SUBMIT APPLICATION

Judy Smith

AAMC ID 21237971

Sex Female

Date of Birth 03/23/2000

Country of Birth USA

Email jsmith@amcas.com

Birth State NY

Birth City New York

Some information is centrally managed by AAMC and cannot be edited on this page. To edit your legal name, preferred name, birth, and sex, go to My AAMC Profile

EDIT MY PROFILE

Application

Identifying Information ✓ Completed

Schools Attended ✓ Completed

Biographic Information ⚠ Incomplete

Course Work ⚠ Incomplete

Work/Activities ⚠ Incomplete

Letters of Evaluation ⚠ Incomplete

Medical Schools ⚠ Incomplete

Essays ⚠ Incomplete

Standardized Tests ⚠ Incomplete

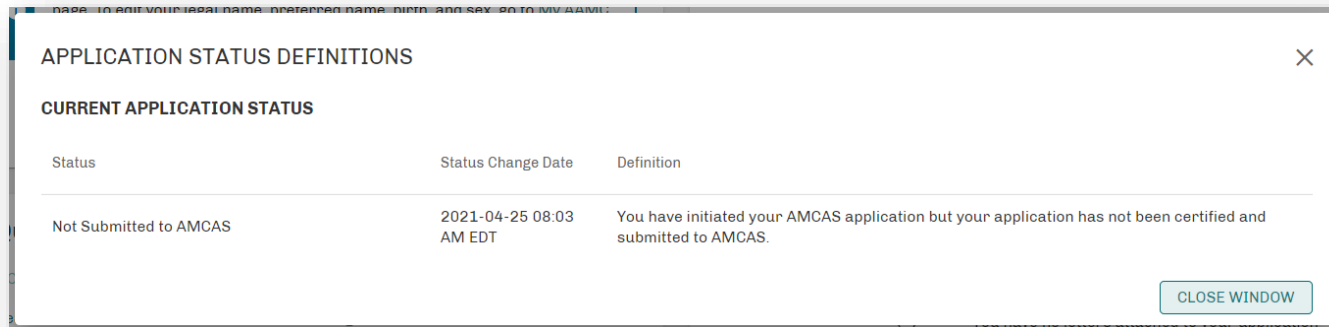
Not Submitted to AMCAS

PRINT TRANSCRIPT REQUEST FORMS

PRINT LETTER REQUEST FORMS

PRINT APPLICATION

VIEW APPLICATION STATUS HISTORY



The screenshot shows a window titled 'APPLICATION STATUS DEFINITIONS' with a close button (X) in the top right corner. Below the title is the section 'CURRENT APPLICATION STATUS'. A table displays the current status of the application.

Status	Status Change Date	Definition
Not Submitted to AMCAS	2021-04-25 08:03 AM EDT	You have initiated your AMCAS application but your application has not been certified and submitted to AMCAS.

CLOSE WINDOW

AMCAS Main Menu



Quick Links

[ACADEMIC CHANGE REQUEST](#) [UPDATE ADVISOR RELEASE](#)

[Learn more about the AAMC Fee Assistance Program](#)

[View AMCAS Participating Medical Schools and Deadlines](#)

[Find AMCAS resources on the Tools and Tutorials page](#)

[Visit the AMCAS website](#)

[Medical School Admission Requirements \(MSAR\)](#)

[Review AMCAS transcript processing timelines](#)

[FOLLOW US ON TWITTER](#)

My Document Statuses

Transcripts (0)

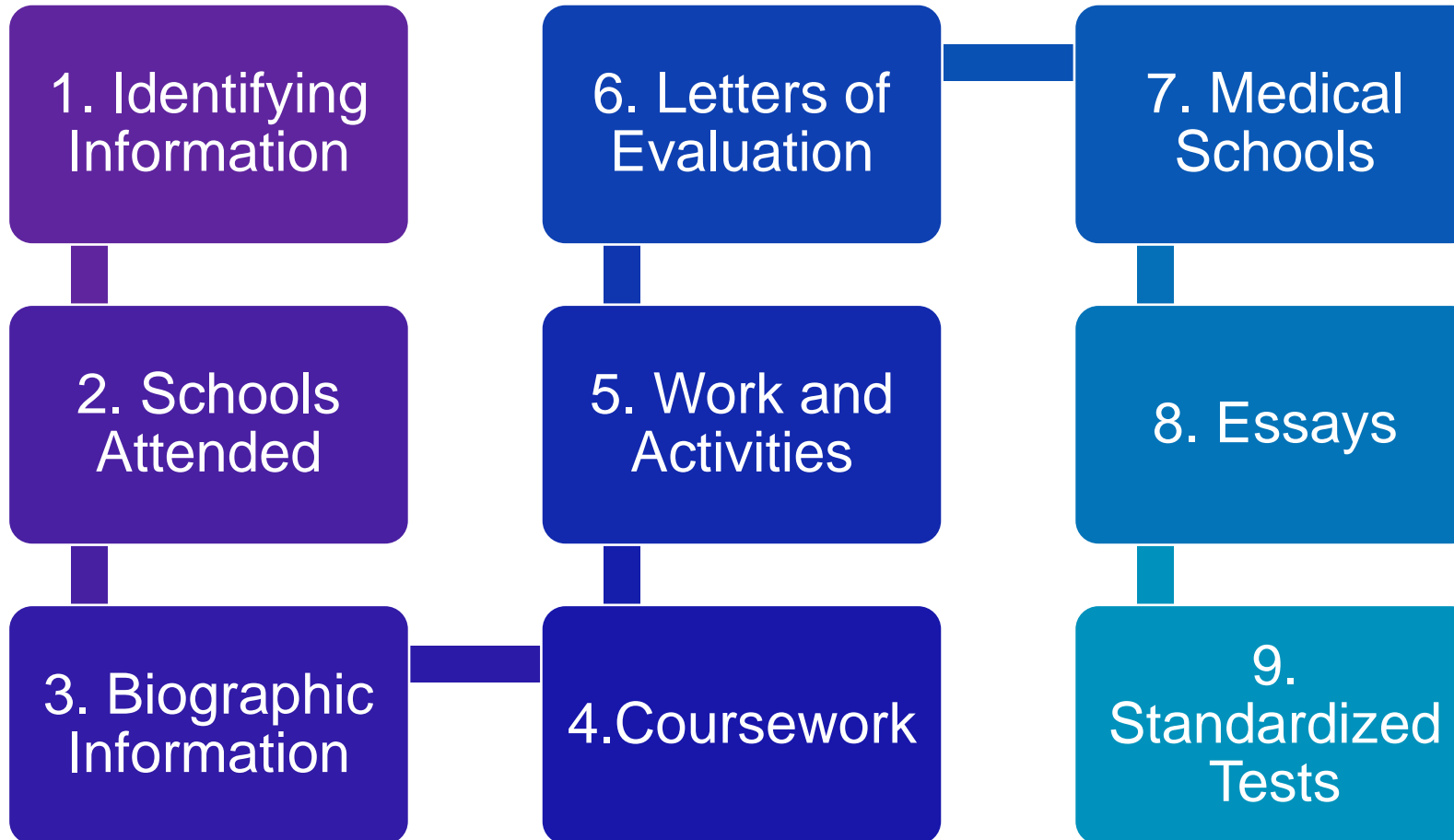
You have no transcripts attached to your application

Letters of Evaluation (0)

You have no letters attached to your application

[VIEW ALL DOCUMENT STATUSES](#)

Application Sections





Schools Attended

Add College

Country *

Select Country

Program Type *

Select Program Type

Start Date *

MM/YYYY

End Date *

MM/YYYY

Other Options

☐ Summer School Only

☐ Study Abroad Program

Advisor Release

1

The school-designated advisor(s) have met AMCAS-established requirements and are bound by confidentiality. Information transferred includes your personal/demographic information, work/activity information, credit hours, MCAT scores, GPAs, the names and types of your recommenders, the names of any other schools you have attended, the medical schools to which you have applied and what action those schools have taken, and the status of your application with AMCAS. Additionally, if you applied for fee assistance through the AAMC Fee Assistance Program, and in your fee assistance application agreed to release award information to your health professions advisor this information will be made available along with your application information.

Do you authorize AMCAS to release your application information to the school-designated advisor(s) at this institution? *

☐ Yes


☐ No

Transcript Request

Note: One official transcript is required from each U.S., U.S. Territorial, or Canadian post-secondary institution at which you have attempted course work, regardless of whether credit was earned.

CANCEL

SAVE

The logo for the Association of American Medical Colleges (AAMC), featuring a stylized blue caduceus symbol to the left of the letters "AAMC" in a serif font.

© Association of American Medical Colleges

Schools Attended

Transcript Request

Note: One official transcript is required from each U.S., U.S. Territorial, or Canadian post-secondary institution at which you have attempted course work, regardless of whether credit was earned.



If you click Yes, you must have an official transcript sent to AMCAS by the Registrar's Office of the institution.

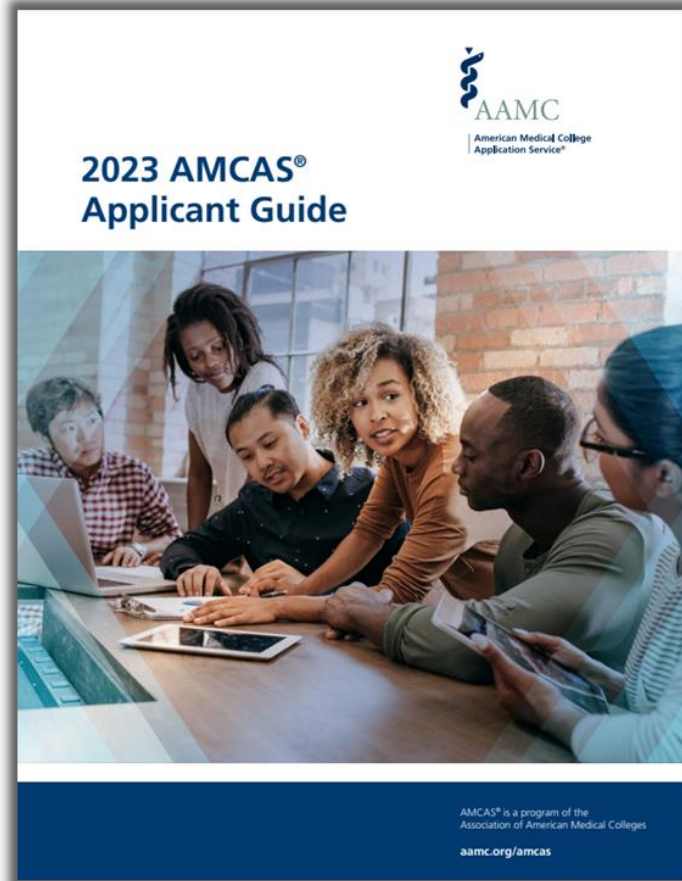
If you click No, this means that you are submitting a Transcript Exception Request and does not preclude you from transcript requirements. AMCAS will review your request and notify you if your Transcript Exception is not granted. This may result in delays for processing your application.

Does AMCAS require an official transcript from this school? Generally, a transcript is required. [Please review this additional information](#) if you need assistance in determining if a transcript is required.*

☐ Yes

☐ No


Schools Attended



Biographic Information

Visit AAMC.org?


Judy Smith JS

AAMC American Medical College Application Service® 2022 Application

My AAMC ProfileMain MenuMy Application ▾

Biographic Information Help

BACKSAVESAVE & CONTINUE

 **Biographic Information**

☒ Preferred Address*

☐ Permanent Address*

☐ Alternate Contact

☒ Citizenship*

☐ Legal Residence*

☐ Self Identification

☐ Languages*

☐ Childhood Information*

☐ Military Service*

☐ Military Discharge*

☐ Felony*


☐ Misdemeanor*

☐ Disadvantaged Status*

☐ Parents and Guardians*

☐ Siblings*

☐ Dependents*

 Some information is centrally managed by AAMC and cannot be edited on this page. To edit your preferred email address, and citizenship, go to My AAMC Profile

Preferred Address

Country *

Select Country ▾

Address 1 *

Street number and name

City *

Day Phone *


Evening Phone

Email *

Address 2

Apt No., Suite No., Building No. etc

Fax


AAMC

© Association of American Medical Colleges

Coursework

Visit AAMC.org ?

Judy Smith JS

AAMC American Medical College Application Service® 2022 Application

My AAMC Profile Main Menu My Application ▾

Course Work ? Help

BACK SAVE & CONTINUE

☒ Identifying Information

☒ Schools Attended

☐ Biographic Information

☒ Course Work

☐ Course Work*

☐ Work/Activities

☐ Letters of Evaluation

☐ Medical Schools

☐ Essays

☐ Standardized Tests

Course Work

You must enter all of the courses you took at each school. Prior to entering your coursework, you are encouraged to watch some brief tutorials that will guide you through the process of entering your coursework. Click on the links below to learn about the process of entering coursework:

- Watch Basic Coursework Tutorial
- Watch AP Coursework/Credit Tutorial
- Watch Current and Future Coursework Tutorial (where you have not yet earned a grade)
- Watch Study Abroad Coursework Tutorial

Please review additional information about coursework in the AMCAS Applicant Guide.

i

If you do not need to enter coursework for any of your schools attended, please select None for the applicable school(s). In order for AMCAS to process your application, all required coursework must be entered. Please refer to the AMCAS Applicant Guide for more information about entering coursework.

Coursework

Add Course

Please be sure to enter all course(s) in the correct academic year, academic term, and year in school to avoid delays in application processing time.

Reminder: The AMCAS year begins with summer and ends with spring. Courses taken in the summer should be entered with the next academic year, even if your institution considers them in the previous academic year. For example, if you took a course in the first summer session of 2016, you should enter it as the 2016–2017 academic year, even if your school considers it in the 2015–2016 academic year.

Academic Year *

Select Year

Academic Term *

Select Academic Term

Year in School *

Select Year in School

Course Number

Please enter any letters or numbers. Example BIO 101

Please enter course number

Course Name *

Please enter course name

CANCEL

SAVE & ADD ANOTHER

SAVE



You should use a personal copy of your official transcript to complete this section.

Coursework Tips

- Include plus or minus grades.
- The AMCAS academic year begins with the summer term.
- Include your Physical Education courses.
- Have course descriptions available when entering course classifications and review the course classification chart thoroughly.
- If you applied in a previous year, update your final grades.
- Include your original alpha grade for all attempts of a repeated course.

Coursework: Things to Avoid!

- If your transcript shows letter grades **do not** enter numeric grades or quality points in the grade field.
- Do not enter the course number as the course name.
 - For example: *BIO 101 Intro to Biology* should be entered as **Course Name: Intro to Biology** and **Course Name: BIO 101** **NOT** ~~Course Name "BIO" Course Number "101"~~.
- Do not enter special symbols or characters when entering the courses name and course number.
- Do not enter your summer courses in the wrong year.
 - For example: If your course was taken in the **summer of 2020** it goes in **AY 2020-2021** in the AMCAS application.

Coursework: Things to Avoid!

- **Do not** classify Physics classes as ~~Natural Physical Science~~. The classification for Physics courses is as **Physics (PHYS)**.
- If any course has both a lecture and a lab component, **do not** list both grades in a single entry.
 - For example: Biology Lecture B+ Biology Lab C+ **do not enter** Biology B+/C+
- Do not omit withdrawals or repeated courses.
- Do not forget to add Advanced Placement courses.
- If your application is returned for 10+ missing courses, do not omit any courses when you resubmit.

Work/Activities

Add Work/Activities

Experience Type *

Select Experience Type

Experience Name *

i

Indicate the total number of hours that you spent completing (or expect to complete) this work experience or activity during the date range that you indicate. If this is a repeated experience, enter the total number of hours for each date range you provide.

Start Date *

Select Month

Select Years

End Date *

Select Month

Select Years

Total Hours *

Repeated *

☐ Yes

☐ No

Organization Name

CANCEL

SAVE & ADD ANOTHER

SAVE

- Maximum of 15 entries
 - You can enter additional date ranges for repeated activities
 - You can enter anticipated hours
- Maximum of 3 “Most Meaningful”

Most Meaningful Experience Summary*

This is your opportunity to summarize why you have selected this experience as one of your most meaningful. In your remarks, you might consider the transformative nature of the experience; the impact you made while engaging in the experience and the personal growth you experienced as a result of your participation.

1325 characters left of 1325

CANCEL

SAVE & ADD ANOTHER

SAVE

Work/Activities: Things to think about

- How does this experience impact my future profession in medicine?
- Be mindful that medical schools are trying to determine how you have tested out your decision of pursuing medicine.
- Enter only significant experiences.
- Include clinical and non-clinical activities – especially activities where you have led projects and/or people.
- Some schools have required experiences.

Letters of Evaluation

Add Letter of Evaluation/Recommendation

Many medical schools determine whether or not an applicant has met their letter of evaluation/recommendation requirements by the type of letters they receive in support of an application. For example, a medical school may require a committee letter OR three individual letters in support of your application.
Please review the AMCAS Applicant Guide for more information about Letters of Evaluation.

Please identify the type of letter you wish to enter. If you are uncertain as to the type of letters provided by your school/institution, please ask your pre-health advisor or career center prior to answering this question.

☐ Committee Letter:
A committee is a letter authored by a pre-health committee or pre-health advisor and intended to represent your institution's evaluation of you. A committee letter may or may not include additional letters written in support of your application. A Committee Letter is sometimes called a composite letter.

☐ Letter Packet:
A packet or set of letters assembled and distributed by your institution, often by the institution's career center.

☐ Individual Letter:
An individual letter refers only to a letter authored by, and representing, a single letter writer. **If you have already included an individual letter within either a committee letter or letter packet, you do not need to add a separate entry for the individual letter.**

Select a meaningful Letter Title, as you may need this title later to identify a letter. For example, if this letter were from the University Of X, with a primary contact of John Doe, and you intend to have this letter sent only to MD/PhD programs, you might create a title of "UX_Doe_MD_PhD".


Letter Title

Please enter a title for this letter

CANCEL

SAVE

You can submit
your application
before AMCAS
receives your
letters.



© Association of American Medical Colleges

Medical Schools

Add Medical School

Filters

State: Filter by State | Deadline: Filter by Deadline | Program Type: Filter by Program Type

Schools

School *: IMCAS School of Medicine x | [VIEW THIS SCHOOL'S MSAR PROFILE](#)

Program

i You may need **prior permission** from the medical school to select any of the following program types:

- Deferred/Delayed Matriculant
- Early Assurance
- Combined Bachelors/Medical Degree
- Other Special Program

Program *

☐ Regular M.D.

☐ Early Decision ("Applicants applying through the Early Decision program are NOT permitted to apply to other schools while under consideration for Early Decision. Interviews begin in early July. Admissions decisions will begin on July 8, 2021.") (Restricted)

☐ Combined Medical Degree/Ph.D

Have you applied to this medical school in previous years? *

☐ Yes

☐ No

You should be sure to select the correct program type and be mindful of program and transcript deadlines.

Essay

Personal Comments Essay



Some questions you may want to consider while drafting this essay are:

- Why have you selected the field of medicine?
- What motivates you to learn more about medicine?
- What do you want medical schools to know about you that hasn't been disclosed in another section of the application?

In addition, you may wish to include information such as:

- Special hardships, challenges or obstacles that may have influenced your educational pursuits
- Commentary on significant fluctuations in your academic record which are not explained elsewhere in your application

OK

Personal Comments Essay



Consider and write your Personal Comments carefully; many admissions committees place significant weight on this section. Make sure you proofread carefully because no changes may be made after you submit your application. What information should I consider including in my personal comments?

Use the space provided to explain why you want to go to medical school. *

5300 characters left of 5300

Essay

MD/PhD Essay



Your response will only be forwarded to your designated MD/PhD program(s).

Please state your reasons for wishing to pursue the combined MD/PhD degree. *

Your response will only be forwarded to your designated MD/PhD program(s).

Significant Research Hours

Please enter your total hours of prior research experience. *

Significant Research Essay



Your response will only be forwarded to your designated MD/PhD program(s).

If your research resulted in a publication on which you were an author, please provide the full citation in the Work/Activities section of your application.

Please describe your significant research experiences. In your statement, please specify your research supervisor's name and affiliation, the duration of the experience, the nature of the problem studied, and your contributions to the project. *

Your response will only be forwarded to your designated MD/PhD program(s).

10000 characters left of 10000

Essay: Things to think about

- By the end of reading your statement, the reader should understand why you want to be a physician.
- Admissions officers want to learn something about you that they can't find in any other part of your application.
- When you consider what to write, think about the series of events in your life that have led up to the point where you are applying to medical school.

Essay Quick Tips

- Proofread your essay
- Check for spelling errors
- Read it BACKWARDS
- Read it “Out Loud”
- Have mentors and loved ones review it
- Make sure that it’s your statement – though others might have suggestions, the final document is yours and must reflect your reason(s) for pursuing medicine

Essay Do's and Don'ts

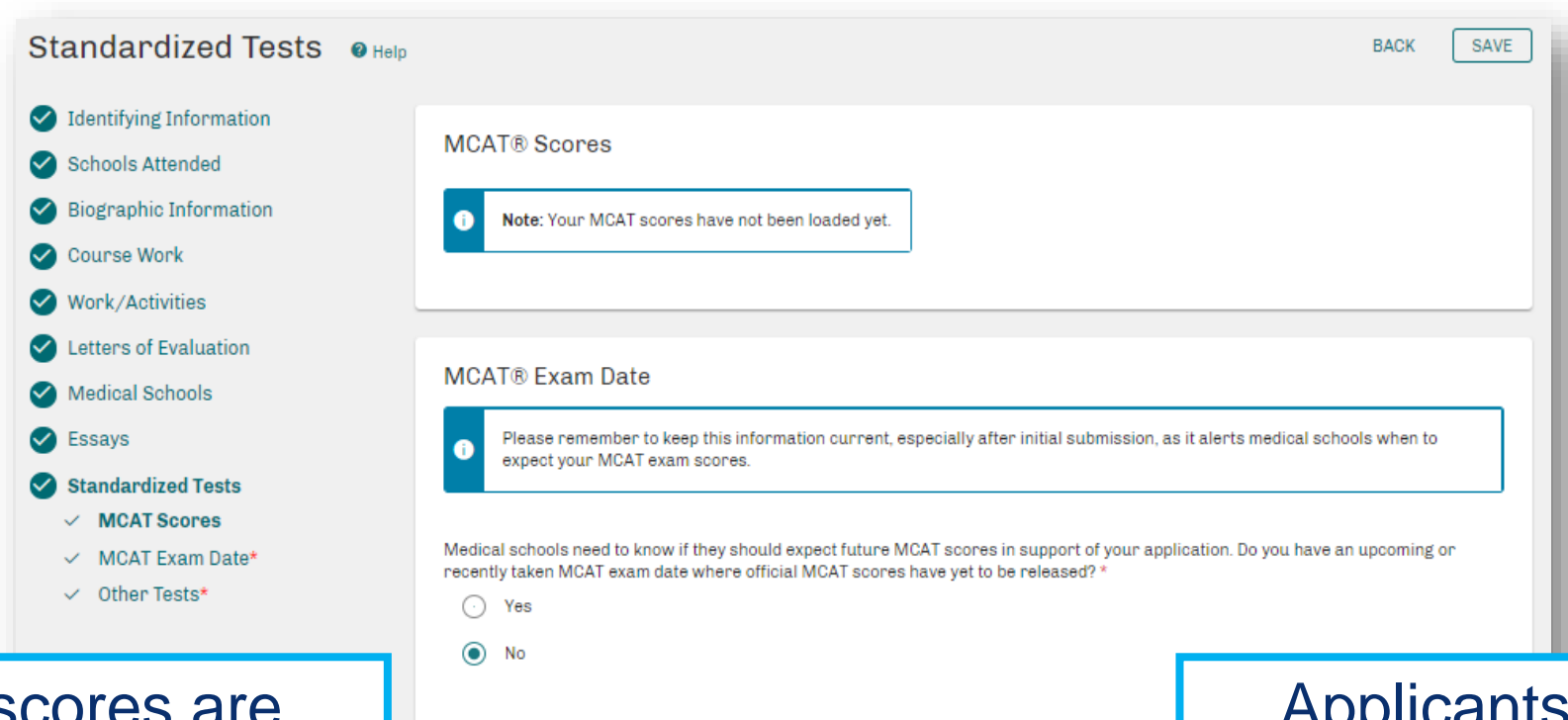
DO

- Make sure your statement addresses your reason(s) for wanting to pursue medicine
- Have a lot of people review it – friends, colleagues, mentors, letter writers
- Be mindful that “all” medical schools will receive the same AMCAS application
- Check and re-check for grammatical and spelling issues – your application is your first impression

DON'T

- Speak in generalities
- Be informal
- Include/restate everything in your activities section in your personal statement
- Make your statement “too personal” – you should be able to talk about the personal statement contents in an interview

Standardized Tests



The screenshot shows the 'Standardized Tests' section of the AAMC application portal. On the left is a sidebar with a list of sections, each preceded by a checkmark: 'Identifying Information', 'Schools Attended', 'Biographic Information', 'Course Work', 'Work/Activities', 'Letters of Evaluation', 'Medical Schools', 'Essays', 'Standardized Tests', 'MCAT Scores', 'MCAT Exam Date*', and 'Other Tests*'. The 'Standardized Tests' section is currently selected. The main content area has a 'BACK' button and a 'SAVE' button in the top right corner. It contains two sections: 'MCAT® Scores' and 'MCAT® Exam Date'. The 'MCAT® Scores' section has a note: 'Note: Your MCAT scores have not been loaded yet.' The 'MCAT® Exam Date' section has a note: 'Please remember to keep this information current, especially after initial submission, as it alerts medical schools when to expect your MCAT exam scores.' Below this note is a question: 'Medical schools need to know if they should expect future MCAT scores in support of your application. Do you have an upcoming or recently taken MCAT exam date where official MCAT scores have yet to be released? *'. There are two radio button options: 'Yes' and 'No'. The 'No' option is selected.

Standardized Tests [Help](#) BACK SAVE

- ✓ Identifying Information
- ✓ Schools Attended
- ✓ Biographic Information
- ✓ Course Work
- ✓ Work/Activities
- ✓ Letters of Evaluation
- ✓ Medical Schools
- ✓ Essays
- ✓ Standardized Tests
 - ✓ MCAT Scores
 - ✓ MCAT Exam Date*
 - ✓ Other Tests*

MCAT® Scores

Note: Your MCAT scores have not been loaded yet.

MCAT® Exam Date

Please remember to keep this information current, especially after initial submission, as it alerts medical schools when to expect your MCAT exam scores.

Medical schools need to know if they should expect future MCAT scores in support of your application. Do you have an upcoming or recently taken MCAT exam date where official MCAT scores have yet to be released? *

☐ Yes

☒ No

MCAT scores are automatically released to your application.

Applicants should indicate any future MCAT testing dates.



aamc.org/mcat

MCAT Scores



Score breakdowns and confidence bands will appear in the application.

Standardized Tests

Standardized Tests

Help

BACK

SAVE

Identifying Information

Schools Attended

Biographic Information

Course Work

Work/Activities

Letters of Evaluation

Medical Schools

Essays

Standardized Tests

MCAT Scores

MCAT Exam Date*

PREview Scores

Other Tests*

MCAT® Scores

Note: Your MCAT scores have not been loaded yet.

MCAT® Exam Date

Please remember to keep this information current, especially after initial submission, as it alerts medical schools when to expect your MCAT exam scores.


Medical schools need to know if they should expect future MCAT scores in support of your application. Do you have an upcoming or recently taken MCAT exam date where official MCAT scores have yet to be released? *

Yes

No

AAMC PREview™ Scores

Note: Your PREview Scores have not been loaded yet



© Association of American Medical Colleges

AAMC PREview™ Exam

- The AAMC PREview™ professional readiness exam is formerly the AAMC Situational Judgment Test
- Several U.S. medical schools will accept AAMC PREview™ professional readiness exam scores for the AMCAS 2023 cycle
- **Registration is OPEN!**
aamc.org/preview



Certification Statements

Application Submission Process

CANCEL

AGREE

☒ Pre-Submission Checks

☒ Certification

☐ Password

☐ CBC

☐ Payment

Certification Statements

1

In order to complete and submit your application, you must certify the following statements by checking each box and clicking the Agree button.

☐ I certify that the information in this application and associated materials is current, complete, and accurate to the best of my knowledge. *

☐ I certify that all written passages, such as the personal statement, essays required from M.D.-Ph.D. applicants and descriptions of work/activities, are my own and have not been written, in part or whole, by a third party. Quotations are permitted if the source is cited. *

☐ I have read, understand, and agree to comply with the AMCAS Applicant Guide, including the provisions noting that I am responsible for monitoring and ensuring the progress of my application process, by checking the Main Menu of my application. *

☐ I understand that I am responsible for reviewing my application after AMCAS processing is complete. I am responsible for notifying AMCAS of any discrepancies resulting from the verification process by using the Academic Change Request process located in the Quick Links section of the Main Menu. *

☐ I have read, understand, and agree to comply with the Application and Acceptance Protocols for Applicants, which set forth guidelines for ethical conduct during the application process, and define important application cycle dates. *


☐ AAMC investigates and may report to legitimately interested parties discrepancies in information, attempts to subvert the admission process, and any other irregular matter that occurs in connection with application activities. I understand and agree that the sole and exclusive remedy available to me to appeal or otherwise challenge the AAMC's decision to send an investigation report to legitimately interested parties shall be confidential, binding arbitration through written submissions only to the Washington, D.C. office of the American Arbitration Association under the expedited procedures for commercial matters. I understand that my failure to request in writing arbitration within 30 calendar days of receipt of an investigation report that has been approved by the AAMC for transmittal to interested parties will constitute an absolute bar and waiver of this exclusive remedy. I further understand that the sole issue for arbitration shall be whether the AAMC acted reasonably and in good faith in making its decision. *

☐ I understand that I am responsible for learning the admissions requirements, application policies, and due dates for each school to which I am applying, and that I am not eligible for a refund of AMCAS fees if I do not meet the admissions requirements of the medical schools to which I apply. *

☐ I understand that I am required to inform the Admissions Office of each medical school to which I apply if I am convicted of, or plead guilty or no contest to, a misdemeanor or felony crime after the date of my original application submission and prior to medical school matriculation. I understand that this communication must be in writing and must occur within ten (10) business days of the occurrence of the conviction. *

☐ I understand that I am required to inform the Admissions Office of each medical school to which I apply if I become the subject of an institutional action after the date of my original application submission and prior to medical school matriculation. I understand that this communication must be in writing and must occur within ten (10) business days of the occurrence of the institutional action. *

Last step of application: certify data is accurate, submit, and pay processing fee.

The logo for the Association of American Medical Colleges (AAMC), featuring a stylized blue caduceus symbol above the letters "AAMC" in a serif font.

© Association of American Medical Colleges

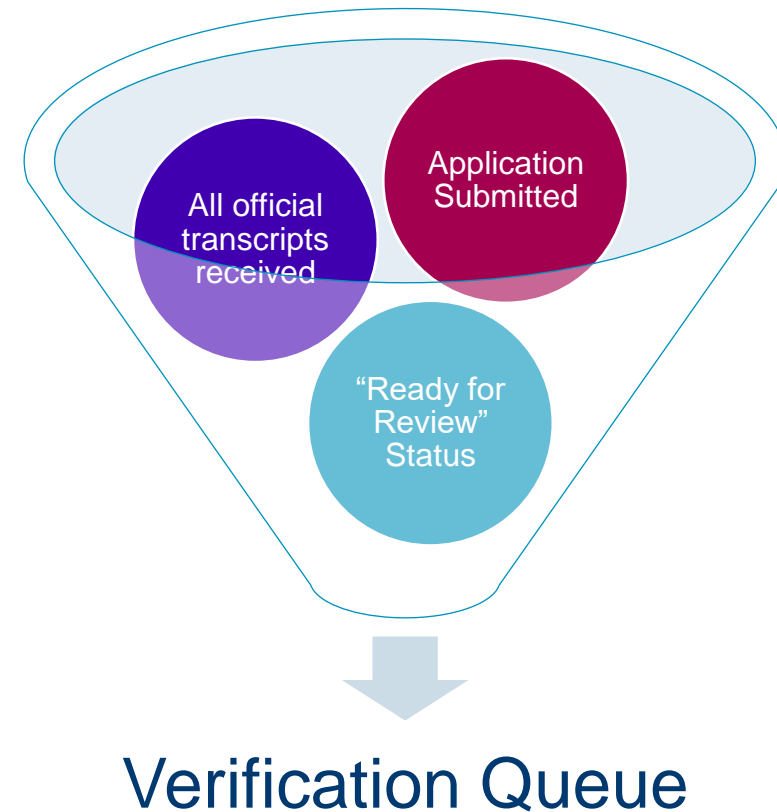
AMCAS Verification Process

Transcripts

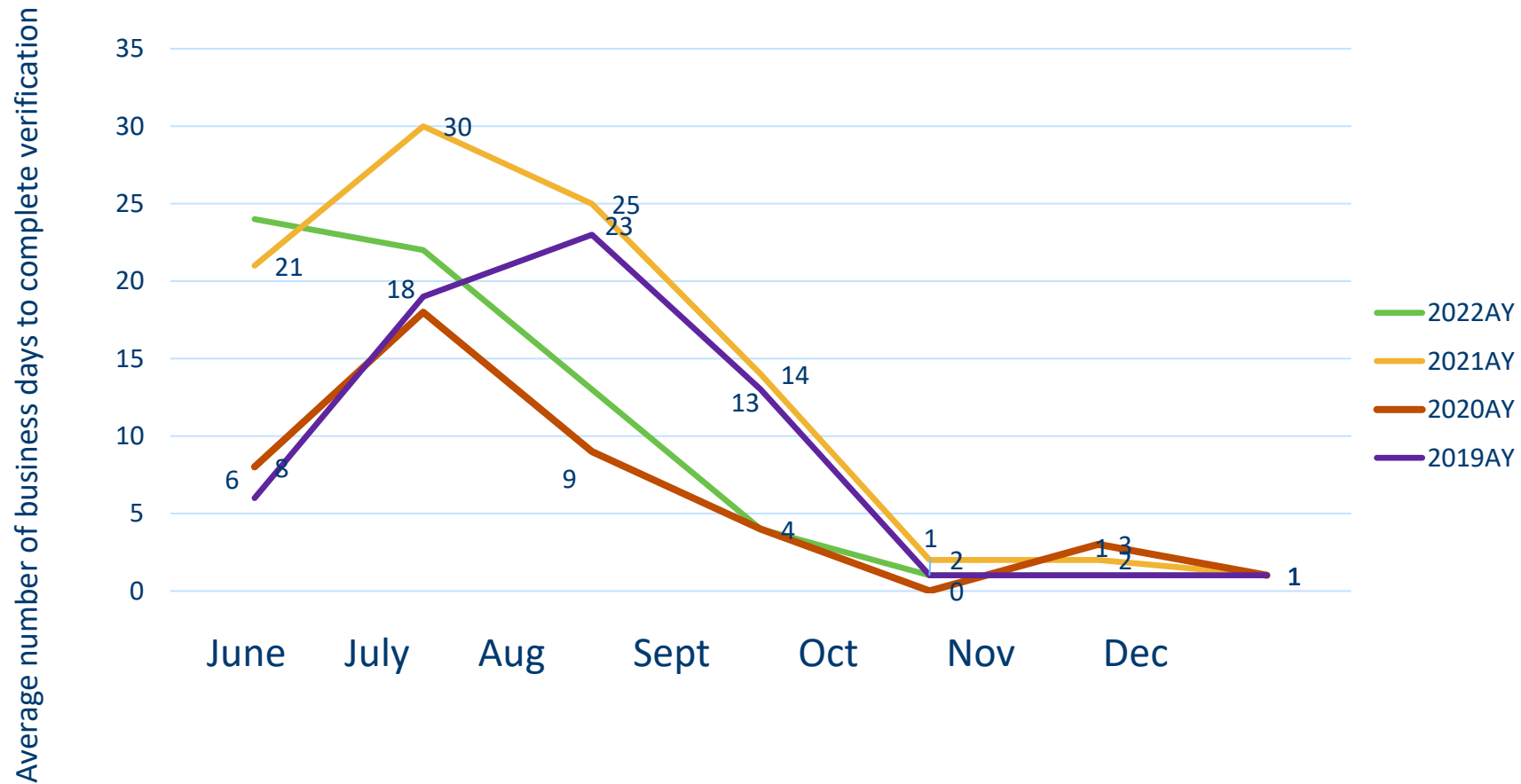
- All required official transcripts must be received before an application can join the verification queue
 - AMCAS accepts PDF eTranscripts from approved senders

Processing

- From date of **“Ready to Review”** application status, about 6 weeks
- Find processing on the AMCAS application sign in page



AMCAS Verification



Application Reminders

- Criminal Background Checks
- *Application and Acceptance Protocols for Applicants*



Criminal Background Checks

- Participating schools have checks run on accepted or waitlisted applicants
- Certiphi Screening, Inc. will notify applicants when the CBC has been initiated
- Applicants have 10 calendar days to review their report
- No additional charge to the applicant for this service

CBC Schedule

Application Status	CBC Procured
Accepted, Early Decision Program	Upon Acceptance
Accepted, Regular	After January 1
Alternate List	After May 15, by school's request only

Application and Acceptance Protocols for Applicants



The screenshot displays the AAMC website's navigation and content for the 'Application and Acceptance Protocols for Applicants' page. The top navigation bar includes the AAMC logo, 'STUDENTS & RESIDENTS', and links to 'AAMC.Org', 'Members', 'Students', 'Residents', 'Store', and 'Sign In'. A search bar is located below the navigation bar. The main navigation menu features links to 'ADVISORS', 'ADVOCACY', 'CALENDAR', 'DATA', 'FINANCIAL AID', 'NEWS', and 'SERVICES'. A secondary navigation bar contains links to 'CHOOSING A MEDICAL CAREER', 'APPLYING TO MEDICAL SCHOOL', 'ATTENDING MEDICAL SCHOOL', 'APPLYING TO RESIDENCY', and 'TRAINING IN A RESIDENCY OR FELLOWSHIP'. The breadcrumb trail shows the path: 'Home / Applying to Medical School with AMCAS® / Application and Acceptance Protocols for Applicants'. The main heading is 'Application and Acceptance Protocols for Applicants', with social sharing options for Facebook, Twitter, LinkedIn, and Email. The content area includes a paragraph about recommendations for timely notification, a paragraph about steps to ensure timely notification, and an 'AMCAS® Sign In' button. An 'ALERTS' section features a notification about the 2022 AMCAS application opening on May 3, with a 'READ' link.

STUDENTS & RESIDENTS AAMC.Org | Members | Students | Residents | Store | Sign In

Search GO

ADVISORS | ADVOCACY | CALENDAR | DATA | FINANCIAL AID | NEWS | SERVICES

CHOOSING A MEDICAL CAREER | APPLYING TO MEDICAL SCHOOL | ATTENDING MEDICAL SCHOOL | APPLYING TO RESIDENCY | TRAINING IN A RESIDENCY OR FELLOWSHIP

Home / Applying to Medical School with AMCAS® / Application and Acceptance Protocols for Applicants

Application and Acceptance Protocols for Applicants

SHARE: f t in e

Recommendations to help ensure that all MD and MD-PhD applicants receive timely notification about the outcome of their AMCAS® application. These guidelines are not intended to supersede the policies, timelines, or discretion of individual schools or programs. Each applicant is expected to become familiar with the procedures and requirements of each school to which they apply.

The following steps are recommended to help ensure that all MD and MD-PhD applicants receive timely notification about the outcome of their applications, and to protect schools and programs from having unfilled positions in their entering classes. These protocols are often referred to as "Traffic Rules" by admissions officers and prehealth advisors. Prospective applicants, their advisors, and admission staff at medical schools and programs should all be aware of these Application and Acceptance Protocols for applicants. An applicant's actions during the admissions process should be conducted in the spirit of professionalism and ethics expected of a future physician.

AMCAS® Sign In

ALERTS

The 2022 AMCAS application will open on May 3 under normal operations. [Learn more.](#)

READ

AMCAS Tools

- AMCAS Applicant Guide
- AMCAS Application Workbook
- Application and Acceptance Protocols
- Video Tutorials
- Twitter



• @AMCASinfo



aamc.org/amcas

Agenda

- AMCAS Application
 - AMCAS Process
 - 2022 Dates and Participation
 - 2022 Application
- Verification
- After Submission
- **AMCAS Letter Service**
 - The Letter Writer Application
 - Letter Guidelines
- **Resources**

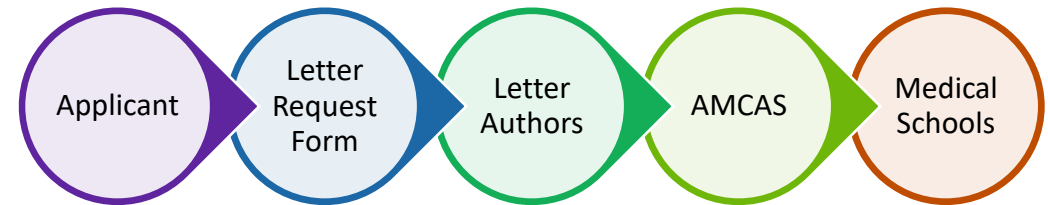


Letters of Evaluation



Submission Methods:

- AMCAS Letter Writer Application
- Interfolio

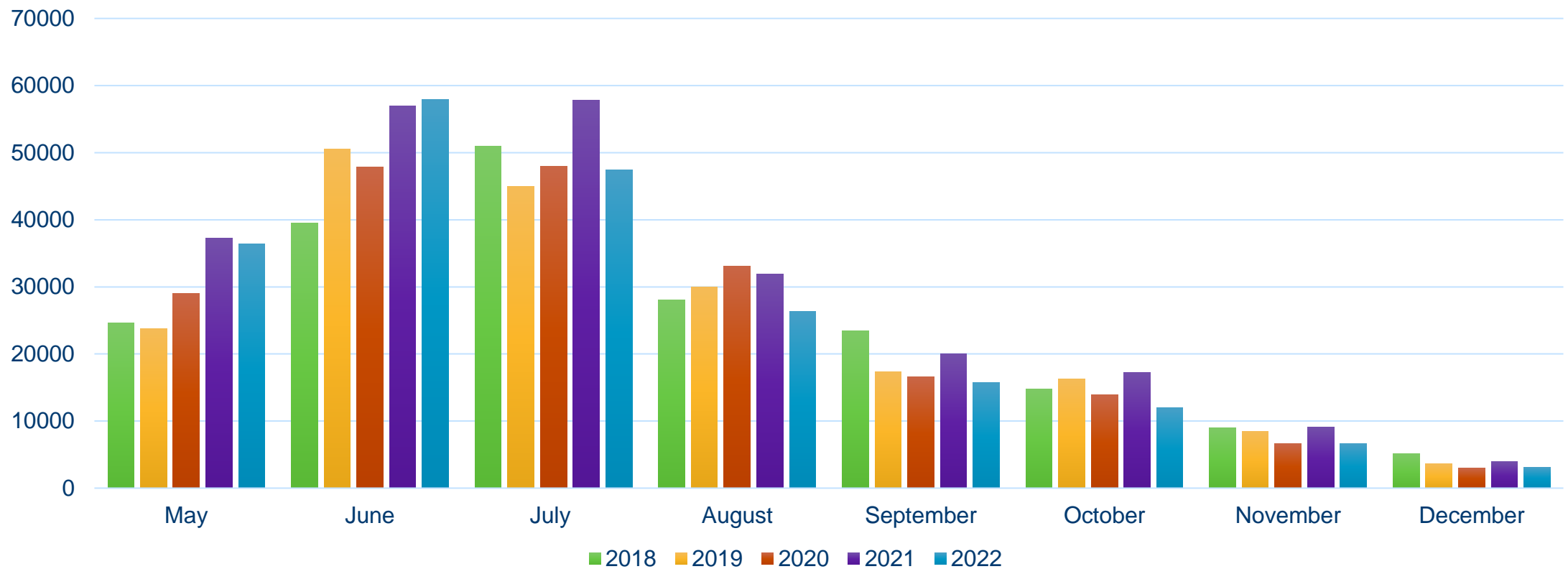


Medical schools receive letters electronically, on a rolling basis after an application is verified

aamc.org/amcasletters



Letters of Evaluation

Letters of Evaluation Received, 2018AY – 2022AY



AMCAS Letter Writer Application

American Medical College
Application Service

Letter Writer Application

Welcome to the AMCAS Letter Writer Application

Login

If you have an AAMC account, please click the "Login" button below.

Login [Forgot Password?](#)

-OR-

Register For a New Account

If you do not have an account, click the "Register" button below to proceed.

Register

About the AMCAS Letter Writer Application

The Letter Writer Application enables letter writers to upload PDF documents to AMCAS rather than send letters via the mail. Once the PDF document is uploaded to the Letter Writer Application and after the processing of the AMCAS application the documents are made available to the medical schools designated by the applicant. Please click 'Help' after logging into the Letter Writer Application for instructions on uploading letters, or click [HERE](#) for a link to our public site which also contains detailed instructions.

The AAMC has established a centralized set of guidelines for letter writers. Please be sure to review these guidelines at www.aamc.org/amcasletters when writing letters of recommendation for applicants to medical schools.

Need Help?

[Watch the Letter Writer Application video tutorial](#) to get started. [Send us an e-mail](#) using our online form.

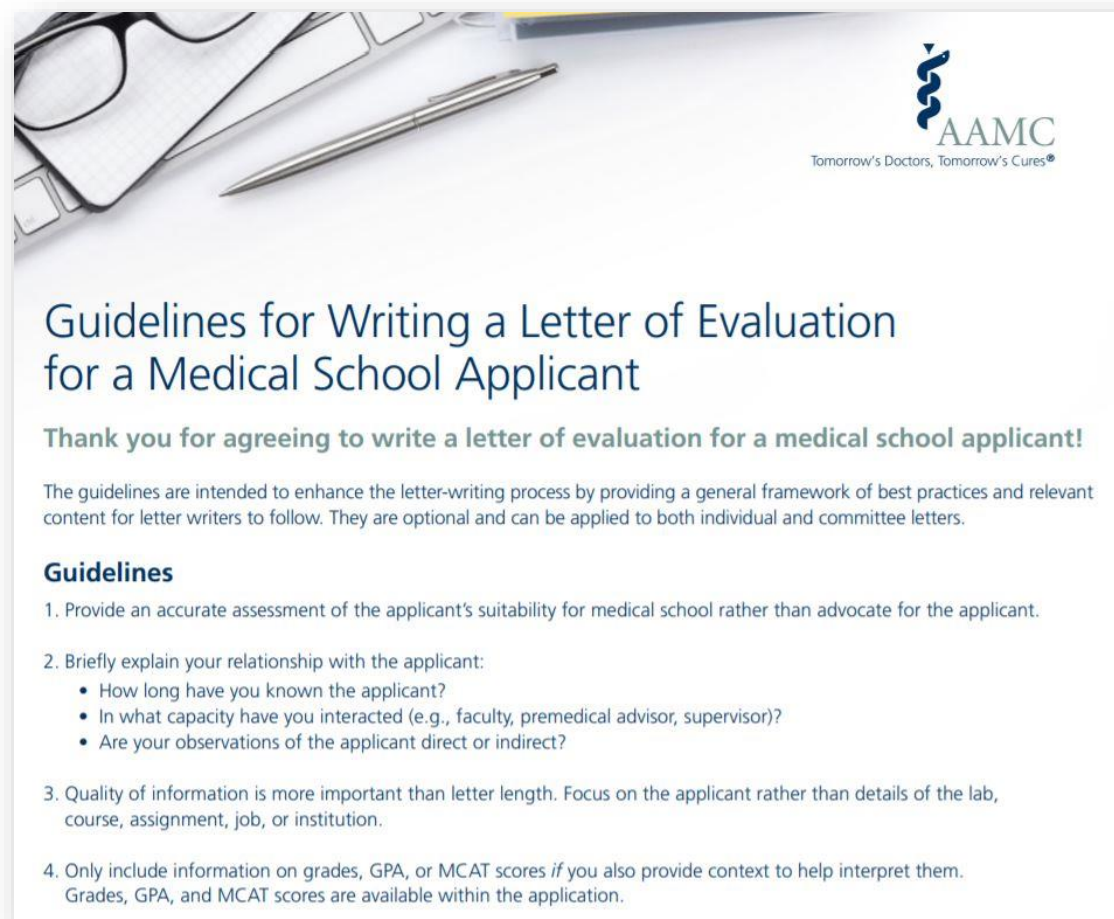
About AAMC User Accounts

All major AAMC applications, such as AIS, AMCAS, MCAT THx, and the Fee Assistance Program use the same usernames and passwords. If you have used one of these systems please enter that username and password in the boxes to the left. **Each user needs a separate AAMC account and you will need to register if you are uploading for an AMCAS applicant as you cannot use your applicant's/student's AAMC ID and password to upload documents.**

Note: Medical schools may require your letters to be on official letterhead and include your signature.

services.aamc.org/letterwriter/

Letter Writer Guidelines



Ask your letter writer to visit aamc.org/advisors to access the Guidelines for Writing a Letter of Evaluation for a Medical School Applicant

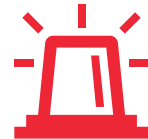
AAMC Fee Assistance Program



AAMC Fee Assistance Program

- MCAT Benefit
 - Reduced registration fees
 - Access to all 15 online AAMC MCAT Official Prep Products
 - Stipend for updated evaluation for accommodations
- AMCAS Benefit
 - AMCAS application submission fee waiver for up to 20 schools
- MSAR Benefit
 - Complimentary access to the Medical School Admission Requirements (MSAR) website
- AAMC PREview™ Benefit
 - Waiver for AAMC PREview™ professional readiness exam registration fees

Benefits are NOT Retroactive



Program Eligibility


- U.S.-based home address
- Tied to U.S. Department of Health and Human Services' poverty level guidelines
- Requires parental financial information and supporting tax documentation for applicants under 26



Income Eligibility

	Income Guidelines		
Family Size	Contiguous States, District of Columbia & U.S. Territories	Alaska	Hawaii
1	\$51,520	\$64,360	\$59,280
2	\$69,680	\$87,080	\$80,160
3	\$87,840	\$109,800	\$101,040
4	\$106,000	\$132,520	\$121,920
5	\$124,160	\$155,240	\$142,800
6	\$142,320	\$177,960	\$163,680
7	\$160,480	\$200,680	\$184,560
8	\$178,640	\$223,400	\$205,440
8+	\$4,540 for each additional person	\$5,680 for each additional person.	\$5,220 for each additional person

How the Fee Assistance Program Helped

 STUDENTS & RESIDENTS Search GO


CHOOSING A MEDICAL CAREER

APPLYING TO MEDICAL SCHOOL

ATTENDING MEDICAL SCHOOL

APPLYING TO RESIDENCY


TRAINING IN A RESIDENCY OR FELLOWSHIP



Samantha Steinhall

I truthfully would not have been able to apply to medical school when I did if it weren't for AAMC's FAP and therefore, I wouldn't be enjoying my first term of med school like I am now. As such, I am immensely grateful for the enormous opportunity and privilege this program has afforded me.


[LEARN MORE](#)



Elizabeth Juarez Diaz

The journey to medical school is costly. Coming from a low-income household made it difficult to apply to all of the programs that I wanted to apply to, but after receiving the AAMC Fee assistance benefits, I could do just that.


[LEARN MORE](#)



William Benjamin Smith


Receiving AAMC Fee Assistance benefits turned my dream into a practical enterprise. The AMCAS fees, secondary fees, and MCAT prep would have put an inordinate strain on me and my family's finances otherwise. I'm truly grateful for this program enabling me to focus on becoming a better applicant a...

[LEARN MORE](#)




Ilana Zago

I knew early on that paying for medical school applications was going to be a tremendous barrier for me. I chose to set that worry aside to focus on studying for the MCAT and refining my personal



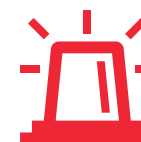
Prisha Shashikant Patel

I always heard my fellow friends and classmates complain about financial burden from taking the MCAT and applying to multiple schools. I applied to almost 20 schools for free; most of my



Ramsey Sha Potter

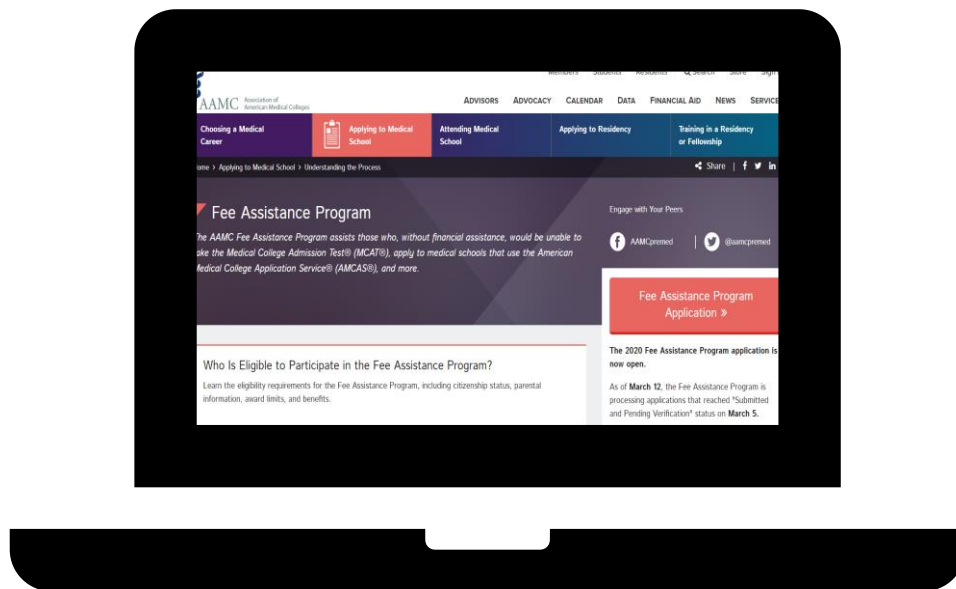
Without the help of the AAMC Fee Assistance benefits program I would not have been able to pursue a career in medicine. This program changed the cost of the medical school application process



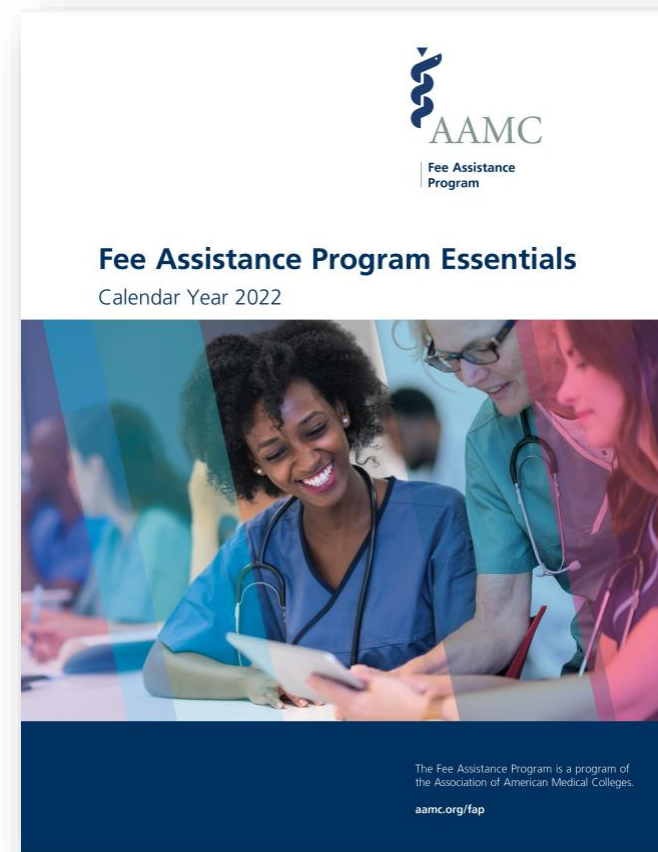
- Waived secondary fees
 - Scholarships
- Interview expenses

aamc.org/howfaphelped

2022 Fee Assistance Program



aamc.org/fap



AAMC Fee Assistance Program

- What You Need to Apply
- *2022 Fee Assistance Program Essentials*
- Fee Assistance Program FAQ's



202-828-0600



fap@aamc.org



@AMCASinfo

AAMC Premed Navigator

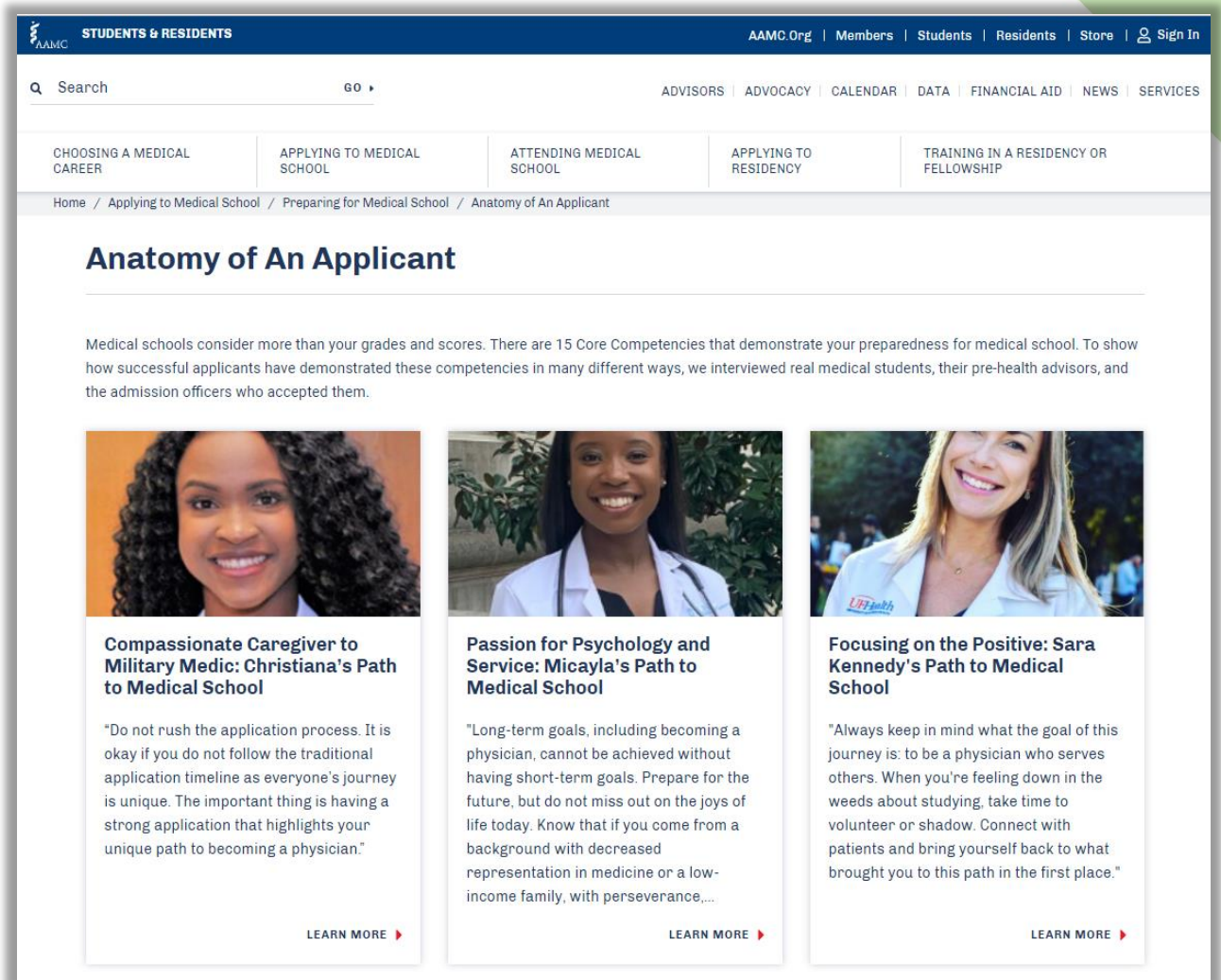
Monthly e-newsletter for applicants and helpful web content.

The screenshot displays the AAMC Premed Navigator website. At the top, a dark blue header contains the AAMC logo, the text "STUDENTS & RESIDENTS", and navigation links for "AAMC.Org", "Members", "Students", "Residents", "Store", and "Sign In". Below the header is a white search bar with a magnifying glass icon and a "GO" button. To the right of the search bar are links for "ADVISORS", "ADVOCACY", "CALENDAR", "DATA", "FINANCIAL AID", "NEWS", and "SERVICES". A horizontal menu below the search bar lists five categories: "CHOOSING A MEDICAL CAREER", "APPLYING TO MEDICAL SCHOOL", "ATTENDING MEDICAL SCHOOL", "APPLYING TO RESIDENCY", and "TRAINING IN A RESIDENCY OR FELLOWSHIP". The main content area has a breadcrumb trail "Home / Premed Navigator / Premed Navigator" and a title "Premed Navigator". A paragraph describes the service: "Guiding you on your path to medical school. The AAMC Premed Navigator features important topics, resources, tips, and key dates for aspiring physicians. Subscribe to receive updates each month right to your inbox." Below this is a "SERVICES" section with a dropdown menu currently set to "All" and a search bar with a "GO" button. A status line indicates "Viewing 1 - 15 of 673". The bottom section features three white cards with blue headers and "LEARN MORE" links with right-pointing arrows. The first card is titled "AAMC SJT Eligibility and Registration" and mentions the exam will be offered online from June to September 2021. The second card is titled "Paying for Medical School" and discusses financial aid options. The third card is titled "Prepare for the AAMC SJT exam" and mentions free resources.

students-residents.aamc.org/navigator

Anatomy of an Applicant

- Core Competencies
- Student Profiles



The screenshot shows the AAMC website's 'STUDENTS & RESIDENTS' section. The navigation bar includes links for AAMC.Org, Members, Students, Residents, Store, and Sign In. A search bar is present, along with links for ADVISORS, ADVOCACY, CALENDAR, DATA, FINANCIAL AID, NEWS, and SERVICES. Below the navigation bar, there are five main categories: CHOOSING A MEDICAL CAREER, APPLYING TO MEDICAL SCHOOL, ATTENDING MEDICAL SCHOOL, APPLYING TO RESIDENCY, and TRAINING IN A RESIDENCY OR FELLOWSHIP. The breadcrumb trail indicates the current path: Home / Applying to Medical School / Preparing for Medical School / Anatomy of An Applicant. The main heading is 'Anatomy of An Applicant'. The text explains that medical schools consider more than just grades and scores, highlighting 15 Core Competencies. It mentions that the page features interviews with real medical students, pre-health advisors, and admission officers. Below this, there are three featured student profiles, each with a photo, a title, a quote, and a 'LEARN MORE' link.

Compassionate Caregiver to Military Medic: Christiana's Path to Medical School

"Do not rush the application process. It is okay if you do not follow the traditional application timeline as everyone's journey is unique. The important thing is having a strong application that highlights your unique path to becoming a physician."

[LEARN MORE](#)

Passion for Psychology and Service: Micayla's Path to Medical School

"Long-term goals, including becoming a physician, cannot be achieved without having short-term goals. Prepare for the future, but do not miss out on the joys of life today. Know that if you come from a background with decreased representation in medicine or a low-income family, with perseverance,...."

[LEARN MORE](#)

Focusing on the Positive: Sara Kennedy's Path to Medical School

"Always keep in mind what the goal of this journey is: to be a physician who serves others. When you're feeling down in the weeds about studying, take time to volunteer or shadow. Connect with patients and bring yourself back to what brought you to this path in the first place."

[LEARN MORE](#)

aamc.org/competencies

Contact Us



202-828-0600




AMCAS Contact us



@AMCASinfo

Scheduled Maintenance



Saturday, May 21 and Sunday, May 22

Good luck!



Please fill out the survey and tell us what you thought about this webinar!