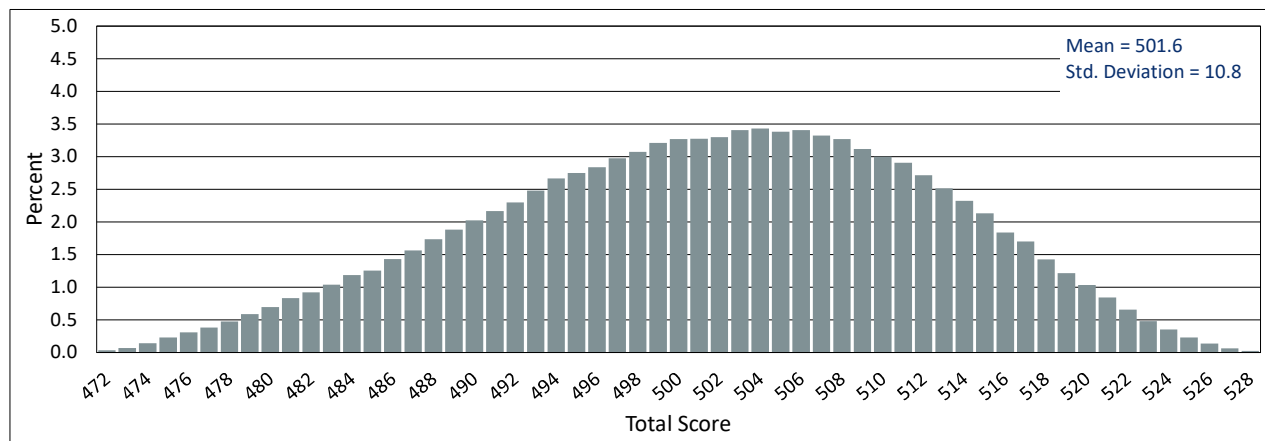


Summary of MCAT Total and Section Scores

Percentile Ranks in Effect May 1, 2022 – April 30, 2023

N = 276,779

MCAT Total



Total Score	Percentile Rank
472	<1
473	<1
474	<1
475	<1
476	1
477	1
478	2
479	2
480	3
481	4
482	5
483	6
484	7
485	8
486	10
487	11
488	13
489	15
490	17

Total Score	Percentile Rank
491	19
492	21
493	24
494	26
495	29
496	32
497	35
498	38
499	41
500	45
501	48
502	51
503	55
504	58
505	61
506	65
507	68
508	71
509	74

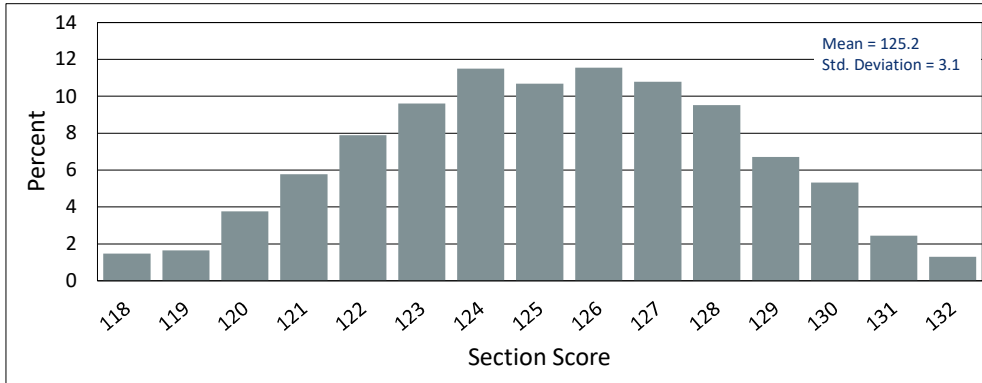
Total Score	Percentile Rank
510	77
511	80
512	83
513	86
514	88
515	90
516	92
517	94
518	95
519	96
520	97
521	98
522	99
523	99
524	100
525	100
526	100
527	100
528	100

Notes:

- The column labeled “Percentile Rank” provides the percentage of scores equal to or less than each score point. These percentile ranks are based on all MCAT results from the 2019, 2020, and 2021 testing years combined. For example, 71% of MCAT total scores were equal to or less than 508 across all exams administered in 2019, 2020, and 2021 combined.
- Updates to the percentile ranks will be made on May 1st each year.

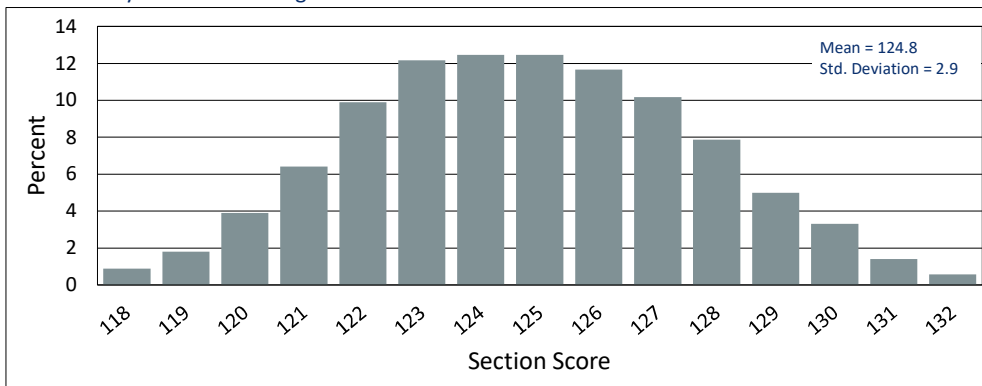
Summary of MCAT Total and Section Scores (*Continued*)
 Percentile Ranks in Effect May 1, 2022 to April 30, 2023

Chemical and Physical Foundations of Biological Systems



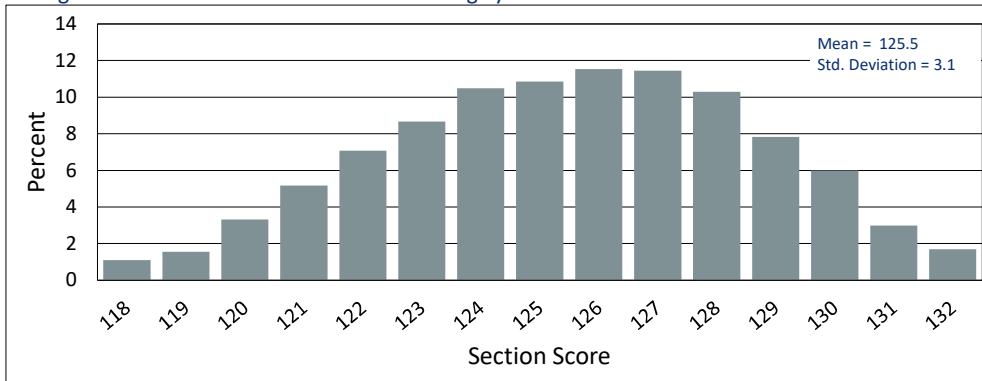
Section Score	Percentile Rank
118	1
119	3
120	7
121	13
122	21
123	30
124	42
125	52
126	64
127	75
128	84
129	91
130	96
131	99
132	100

Critical Analysis and Reasoning Skills



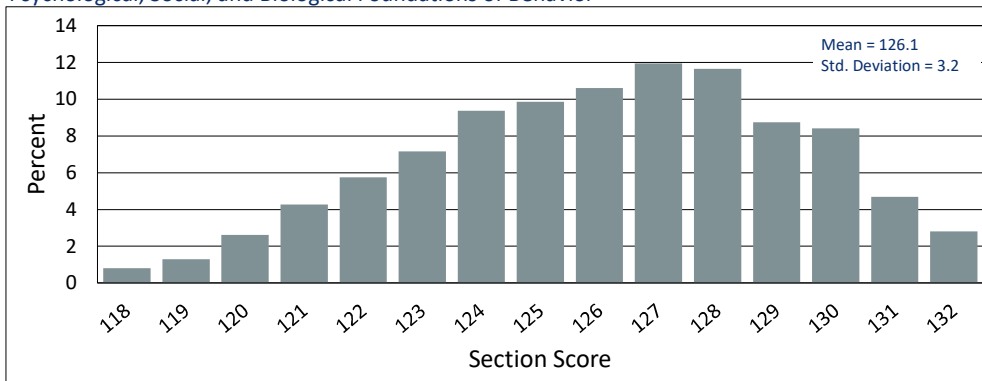
Section Score	Percentile Rank
118	1
119	3
120	7
121	13
122	23
123	35
124	48
125	60
126	72
127	82
128	90
129	95
130	98
131	99
132	100

Biological and Biochemical Foundations of Living Systems



Section Score	Percentile Rank
118	1
119	3
120	6
121	11
122	18
123	27
124	37
125	48
126	60
127	71
128	82
129	89
130	95
131	98
132	100

Psychological, Social, and Biological Foundations of Behavior



Section Score	Percentile Rank
118	1
119	2
120	5
121	9
122	15
123	22
124	31
125	41
126	52
127	64
128	75
129	84
130	93
131	97
132	100