

AAMC SJT Exam Test Day Experience

This guide is provided to help you become familiar with the activities that will take place when logging into and taking the AAMC SJT exam. It can be helpful for an examinee who is not familiar with our vendor, ProctorU, and it may be especially helpful for students who have not previously taken a remote-proctored, online exam. The guide also highlights the key functions and features of the exam platform.


A [Candidate Experience Video](#) is also available. This video is provided by ProctorU and it is designed for students taking any exam proctored by ProctorU, rather than just AAMC exams. Therefore, we recommend you view the video as a companion to this guide, where we include references to timestamps in the video that are relevant to particular information.

Log In to the AAMC SJT Portal

Visit www.aamc.org/sjt and click the **log in** button

AAMC Situational Judgment Test

The AAMC Situational Judgment Test (SJT), developed and administered by the AAMC, is a standardized exam designed to help admissions officers assess your readiness to learn about issues related to professionalism in medical school.





About the AAMC Situational Judgment Test (SJT)

Several U.S. medical schools are accepting AAMC SJT scores for the AMCAS 2022 cycle.

Log In To The AAMC SJT Portal

Engage with Your Peers

 AAMCpremed
 @AAMCpremed

To launch your exam at your scheduled time, log in to the portal prior to your appointment time. **This is your last chance to update your name, if necessary, so that it matches exactly the ID you will present to verify your identity.**

We recommend you log in about 15 minutes or more prior to your appointment so that you can:

1. [Test your Equipment](#) – Ideally you have tested your equipment prior to exam day. We recommend you test it one last time just prior to launching your exam to ensure your equipment still meets the requirements. To make sure your equipment meets the requirements ahead of test day, check the [Workspace & Computer Requirements](#).

Test Your Equipment


Is your equipment ready for online proctoring?



Prior to Exam Day, confirm that you meet all [technical requirements](#) to write your exam; please also test your system by following the **Test it Out** button above. **Do not** attempt to connect to your exam directly through the Test it Out button. On Exam Day, please return to this Exam page and follow the Launch Exam process.

2. [Take the Platform Tutorial](#) – Familiarize yourself with the functions and features of the exam platform, including how to navigate through and review the exam questions.

Available Exams

 Platform Tutorial *i*

Unlimited uses

Write exam »

Anytime

3. [Review the FAQs](#) – You can find some helpful FAQs on this page without going back to the AAMC SJT web site.

FAQ

Please visit the Yardstick [Online Proctoring FAQ page](#) to learn more about Online Proctored Exams or the [AAMC SJT Exam FAQ page](#) for more information specifically related to the SJT Exam.

AAMC CONTACT INFORMATION

CANDIDATE AGREEMENTS

HOW DO I RESCHEDULE MY EXAM?

Launch Your Exam in the Testing Platform

At the time of your exam you will navigate to the Situational Judgment Test (SJT) 2021 in your Exams list and select **“Launch exam”**

Exams

The AAMC Situational Judgment Test (SJT), developed and administered by the AAMC, is a standardized exam designed to help admissions officers assess your readiness to learn about issues related to professionalism in medical school. All examinees must review and agree to the policies and procedures detailed in [The AAMC Situational Judgment Test Essentials: Testing Year 2021](#).

If you have any questions or concerns about booking your exam, the Exam Day process, or the SJT Exam itself, please visit our [FAQ page](#) for more information.

[History](#)

Available Exams

Platform Tutorial	Write exam »
Unlimited uses	Anytime
Situational Judgment Test (SJT) 2020	Currently not writable
1 use remaining	
Situational Judgment Test (SJT) 2021	Exam expires in: 0d 0h 31m 28s
1 use remaining	Exam Scheduled March 02, 2021 13:00 EST

Connect with your Proctor

In some ways remote testing is similar to an in-person testing environment. Your exam will be secure and your experience will be monitored by a human proctor.

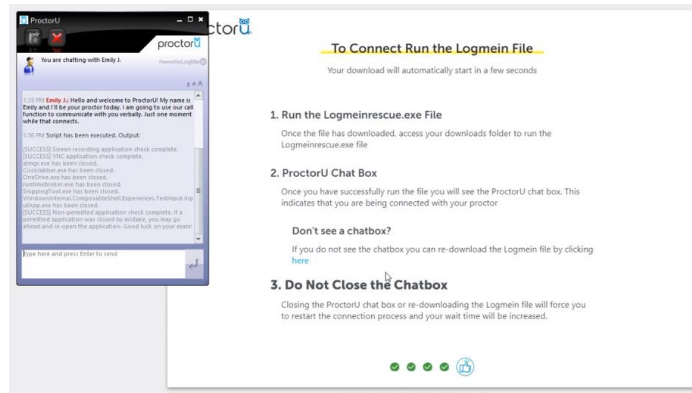
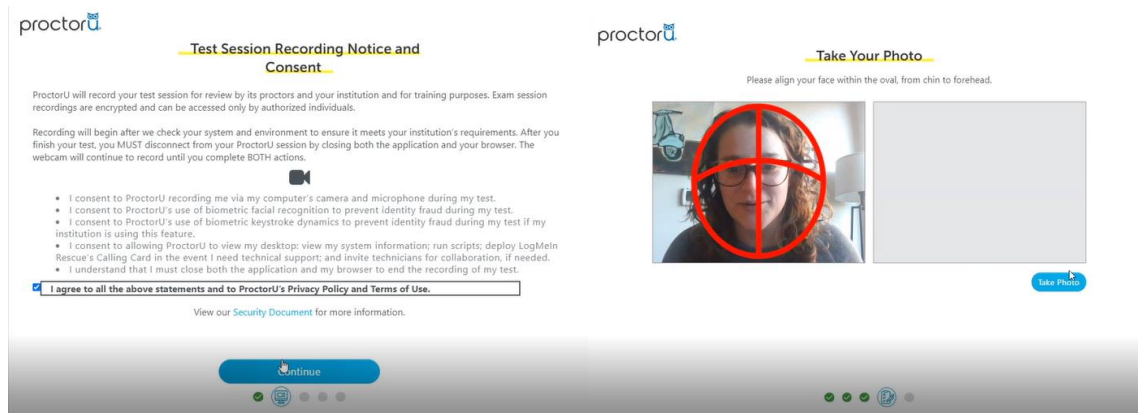
There is a key difference when taking a remote-proctored exam: you must give the proctor permission to take temporary control of your personal equipment so that they can:

1. Adjust your settings, if necessary to optimize the performance of your equipment when using the exam platform.
2. Secure your exam by checking to see if you have any unauthorized documents, software, applications, or browsers open, and closing them if necessary. Exam security is especially important because it helps us deliver fair and accurate scores for you and everyone else taking the exam. You may have left something open unintentionally, and the proctor can ensure that you do not inadvertently (or intentionally), violate the examinee agreement.

You will see everything your proctor is doing. The process is completely transparent. Then at the end of your exam, you will be provided instructions on returning your computer to its original settings. You may also refer to the instructions here for [MAC](#) or [Windows](#).

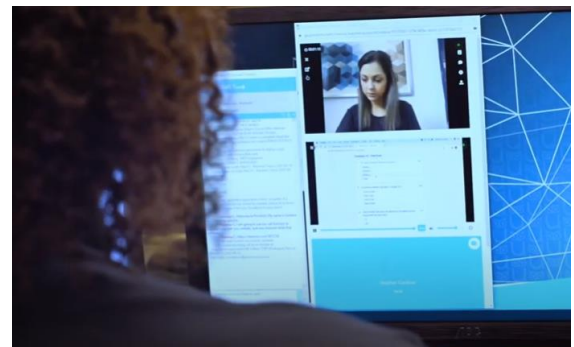
After you select “Launch exam” you will:

- Walk through ProctorU reminders
- Consent to recording
- View a system check
- Verify your identity
- Agree to ProctorU terms
- Download and Install the LogMeIn Rescue file **see 2:20 in the ProctorU video*
- See a chatbox that will appear for you to communicate with your proctor
- Show your environment **see 4:10 in the ProctorU video*
- Watch as your proctor takes control of your mouse and keyboard



You are now connected with your Proctor! As you move through the rest of the testing experience the proctor will continue to monitor your screen, camera, and microphone. The purpose of this live monitoring is two-fold:

1. To provide assistance should you experience a technical problem during your exam
2. To ensure you are following the terms stated in the [Examinee Agreement](#)



Follow the Rules & Instructions

Before you begin the exam, you will be asked to review and accept the terms of the [AAMC SJT Examinee Agreement](#). If you do not agree to these terms, you will not be permitted to move forward to testing, your exam grant will expire, and a new exam may not be scheduled.

Prohibited activities include:

- Searching for potential responses online in advance or while completing the exam.
- Engaging in any activity the proctor asks you to stop doing while completing the exam.
- Such activities include but are not limited to:
 - Taking an unapproved break.
 - Leaving your seat.
 - Talking, even to yourself.
 - Eating or drinking.
- Engaging in verbal or other abuse, harassment, or threats toward the exam proctor.
- Possessing, accessing, or using (at any time after check-in and before completing the exam):
 - Electronic devices, including cellular phones.
 - Cameras or recording equipment of any kind.
 - Books, notes, or any other written materials.
 - Any other unapproved personal items. Please refer to the [Items Not Requiring Prior Approval](#) for information on items allowed in the room while you are testing.

Exam Instructions

At this point you will see and confirm you've read the [exam instructions](#). The SJT exam questions ask you to rate the effectiveness of a given behavior on a 4-point scale ranging from Very Ineffective to Very Effective. The rating scale will be shown on each page and accessible at any time in the toolbar.

Exam Instructions

You are about to begin the AAMC Situational Judgment Test exam. This exam contains scenarios that measure competencies that are important to be a successful medical student and doctor.

You will be presented with 30 scenario sets, which include 186 items. A scenario set includes a scenario and items. Each scenario is a short paragraph describing a situation that medical students may encounter during medical school. The items (or responses) represent a range of possible actions someone could take in response to the situation.

For each scenario, you should assume the role of a medical student. You will be asked to rate the effectiveness of each response on a four-point scale.

Very Ineffective	Ineffective	Effective	Very Effective
The response will cause additional problems or make the situation worse.	The response will not improve the situation or may cause a problem.	The response could help but will not significantly improve the situation.	The response will significantly improve the situation.

Read each scenario and response carefully before rating the effectiveness of the response. As you evaluate the responses, please follow the instructions and guidance below:

- Consider each response as an immediate next step in the scenario, unless otherwise noted.
- Everything you need to know to evaluate each response is included in the scenario and the response itself. Do not assume anything beyond what is written in the scenario or response.
- Evaluate and rate each response independently. Do not compare the responses to each other or rank order the responses.
- Within a scenario set, each effectiveness rating can be used more than once or not at all. Not all scenario sets will include responses that reflect each effectiveness rating.
- As in real life, there may be multiple ways to respond to a situation. The response you think may be most or least effective may not be present. Each scenario set includes a sample of possible responses to the situation.

*** To revisit the Exam Instructions during the SJT exam, click on the blue info button at the top of the screen.***

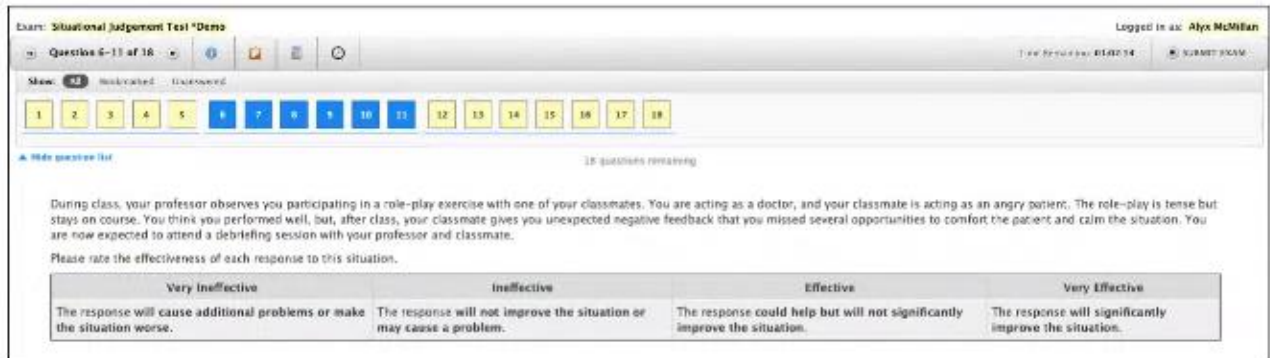
I have read the instructions.

[Start over](#) ⓘ

Continue

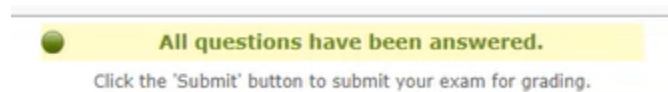
Take the SJT Exam

There are 30 scenarios and 186 items on the test.

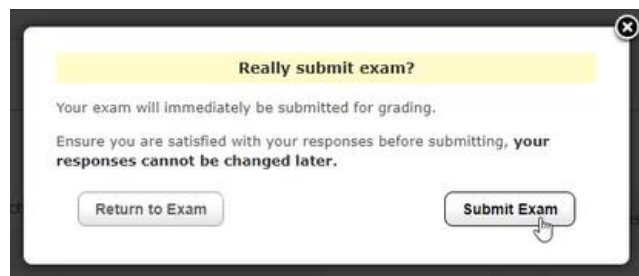


A [practice exam](#) is available to help you become familiar with AAMC SJT scenarios and items ahead of testing.

Once you've responded to all of the exam items, you will see a green indicator on your screen.



If you are finished and no longer wish to review any of your responses, it's time to submit!



Send Your Scores to Medical Schools

After you finish your exam, you will be asked if you would like to score or void your exam attempt. Following the selection to score, a field will appear for you to click and select the medical schools you wish to receive your score.

Void or Score Your AAMC SJT Exam

You may either void or score your AAMC SJT exam.

If you choose to void your exam, your exam will not be scored and you will not be able to take the AAMC SJT exam again this year. This selection will be final.

If you choose to score your exam, you must select at least one school (below) to receive your score before ending your session. You and the schools you select will receive your score according to the score release schedule on the AAMC SJT website. AAMC recommends you select the school(s) to which you have applied or are considering to apply. You will not be able to cancel your score at a later date.

Void

Score

Please use the box below to select the school(s) you want to receive your SJT score report. Choose "Void" above if you do not want your results to be shared.

University of Alabama-Birmingham School of Medicine
 University of Minnesota Medical School Twin Cities

Submit

If You Void Your Exam

You are allowed only one attempt on the AAMC SJT exam for the 2021 testing year, so if you choose to void your score, you will not be able to take the exam again in 2021 or provide an AAMC SJT score in support of your medical school application.

Your Exam is Complete!

Let your proctor know that you've completed your exam and they will let you know it's time to **disconnect and complete the post exam survey**. Your feedback is important to us and helps the AAMC improve our service. The survey link will appear on the complete page as seen below.



Thank you for completing the Situational Judgment Test. AAMC will contact you with your results.

Before you exit your proctored exam session, please provide feedback on the AAMC SJT Exam by completing [this post exam survey](#).

You'll receive another email from noreply@getyardstick.com confirming your exam submission. You will also receive an email on the [score release day](#) that corresponds with your test date letting you know it's time to log back into the portal to view your SJT Score Report.

Technical Issues?

If something comes up during any of the above steps, here's what to do:

I can't connect to my proctor

- If you have not started your exam and are waiting for a proctor, please be patient and do **not** launch the exam in more than one tab/window.
- If you ultimately cannot log in to your scheduled appointment, please contact Yardstick Measure support:

Phone: 1-888-900-0005 (Monday-Friday, 8:30 a.m.-7 p.m. ET)

Email: testingsupport@getyardstick.com (after hours)

My connection dropped during the exam

- If you lose connection while in the exam, ProctorU will automatically attempt to reconnect you with your exam. Don't try to leave the exam while this is happening.
- If the reconnection isn't successful you will see an indication on the screen that the Proctor or tech support needs to intervene.
- If you have been completely removed from the exam experience and cannot contact your proctor, you can submit a completed [Technology Issue Report Form](#) to asksjt@aamc.org and contact Yardstick Measure support:

Phone: 1-888-900-0005 (Monday-Friday, 8:30 a.m.-7 p.m. ET)

Email: testingsupport@getyardstick.com (after hours)

Platform malfunction

- If you're experiencing something unexpected in the exam platform while testing, use your chatbox to contact your proctor and alert them of the issue **see 5:20 in the ProctorU video*

Submitting a Technology Report

- If you've experienced a technology issue, you are encouraged to submit a completed [Technology Issue Report Form](#) to asksjt@aamc.org *within 24 hours of the experienced technology issue* to receive prioritized review.

Congratulations and thank you for completing the AAMC SJT Exam!