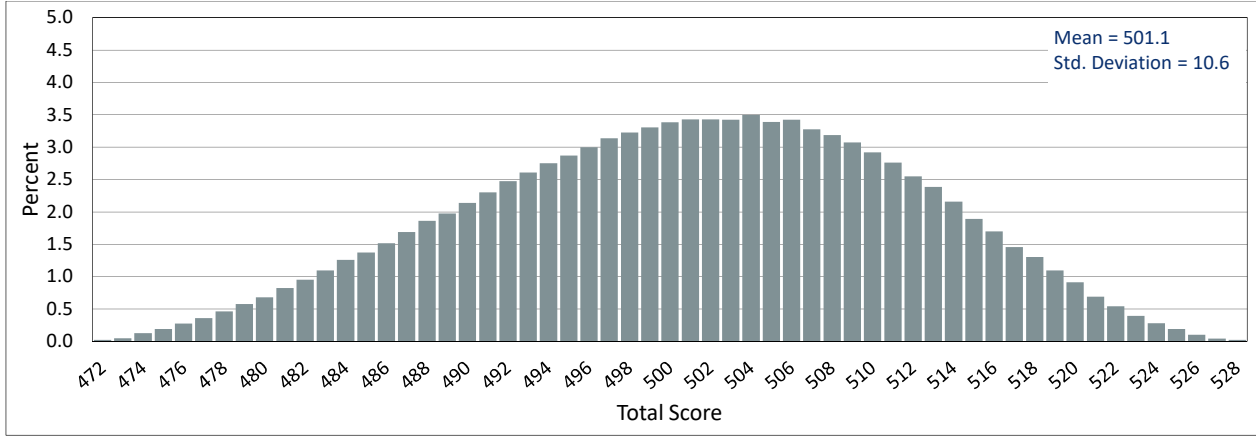


Summary of MCAT Total and Section Scores

Percentile Ranks in Effect May 1, 2020 – April 30, 2021

N = 273,860

MCAT Total



Total Score	Percentile Rank
472	<1
473	<1
474	<1
475	<1
476	1
477	1
478	2
479	2
480	3
481	4
482	5
483	6
484	7
485	8
486	10
487	11
488	13
489	15
490	17

Total Score	Percentile Rank
491	20
492	22
493	25
494	28
495	30
496	33
497	37
498	40
499	43
500	46
501	50
502	53
503	57
504	60
505	64
506	67
507	70
508	74
509	77

Total Score	Percentile Rank
510	80
511	82
512	85
513	87
514	89
515	91
516	93
517	94
518	96
519	97
520	98
521	98
522	99
523	99
524	100
525	100
526	100
527	100
528	100

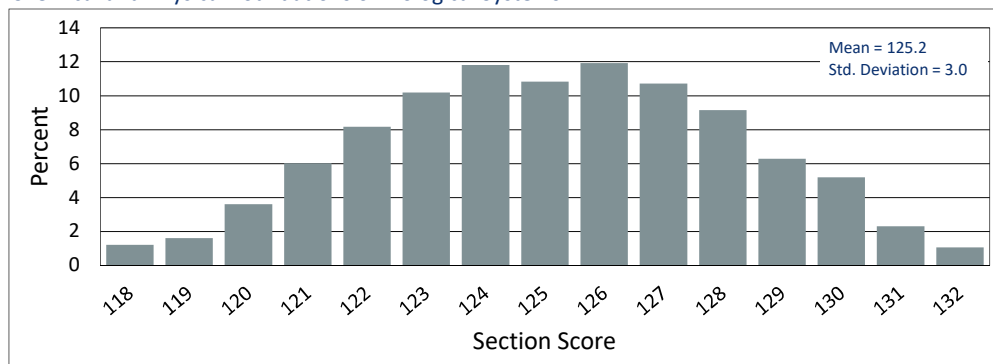
Notes:

- The column labeled “Percentile Rank” provides the percentage of scores equal to or less than each score point. These percentile ranks are based on all MCAT results from the 2017, 2018, and 2019 testing years combined. For example, 74% of MCAT total scores were equal to or less than 508 across all exams administered in 2017, 2018, and 2019 combined.
- Updates to the percentile ranks will be made on May 1st each year.

Summary of MCAT Total and Section Scores (Continued)

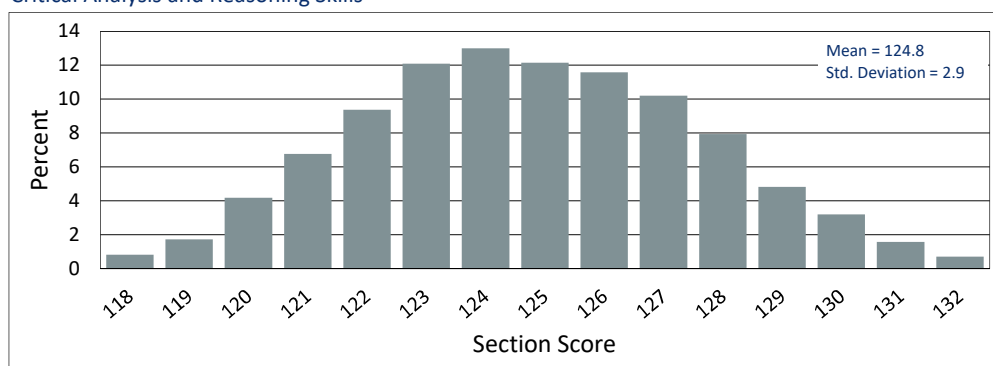
Percentile Ranks in Effect May 1, 2020 to April 30, 2021

Chemical and Physical Foundations of Biological Systems



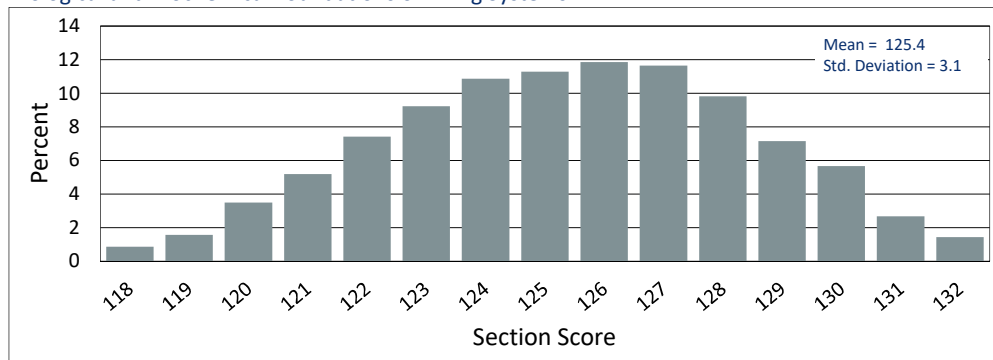
Section Score	Percentile Rank
118	1
119	3
120	6
121	12
122	21
123	31
124	43
125	53
126	65
127	76
128	85
129	91
130	97
131	99
132	100

Critical Analysis and Reasoning Skills



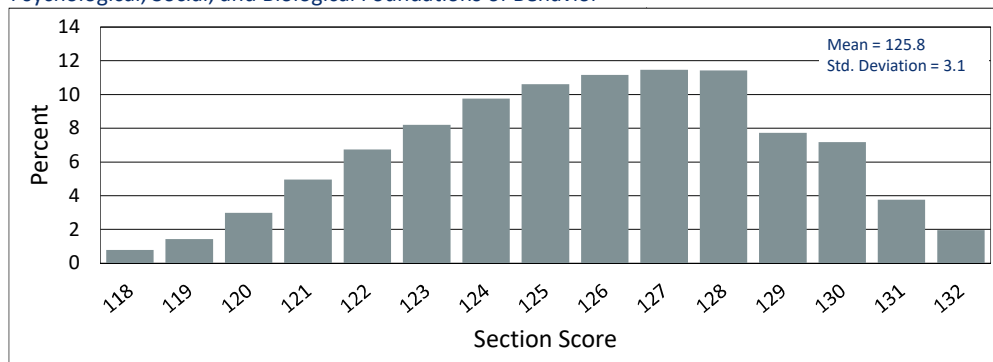
Section Score	Percentile Rank
118	1
119	3
120	7
121	13
122	23
123	35
124	48
125	60
126	72
127	82
128	90
129	95
130	98
131	99
132	100

Biological and Biochemical Foundations of Living Systems



Section Score	Percentile Rank
118	1
119	2
120	6
121	11
122	18
123	28
124	39
125	50
126	62
127	73
128	83
129	90
130	96
131	99
132	100

Psychological, Social, and Biological Foundations of Behavior



Section Score	Percentile Rank
118	1
119	2
120	5
121	10
122	17
123	25
124	35
125	45
126	57
127	68
128	79
129	87
130	94
131	98
132	100