



Navigating the 2022 AMCAS Application Cycle

Candice Pantor
Sr. Communications Specialist, AMCAS & AAMC Fee Assistance Program

Jena Wimsatt
Outreach Specialist, Services Communications

April 27, 2021



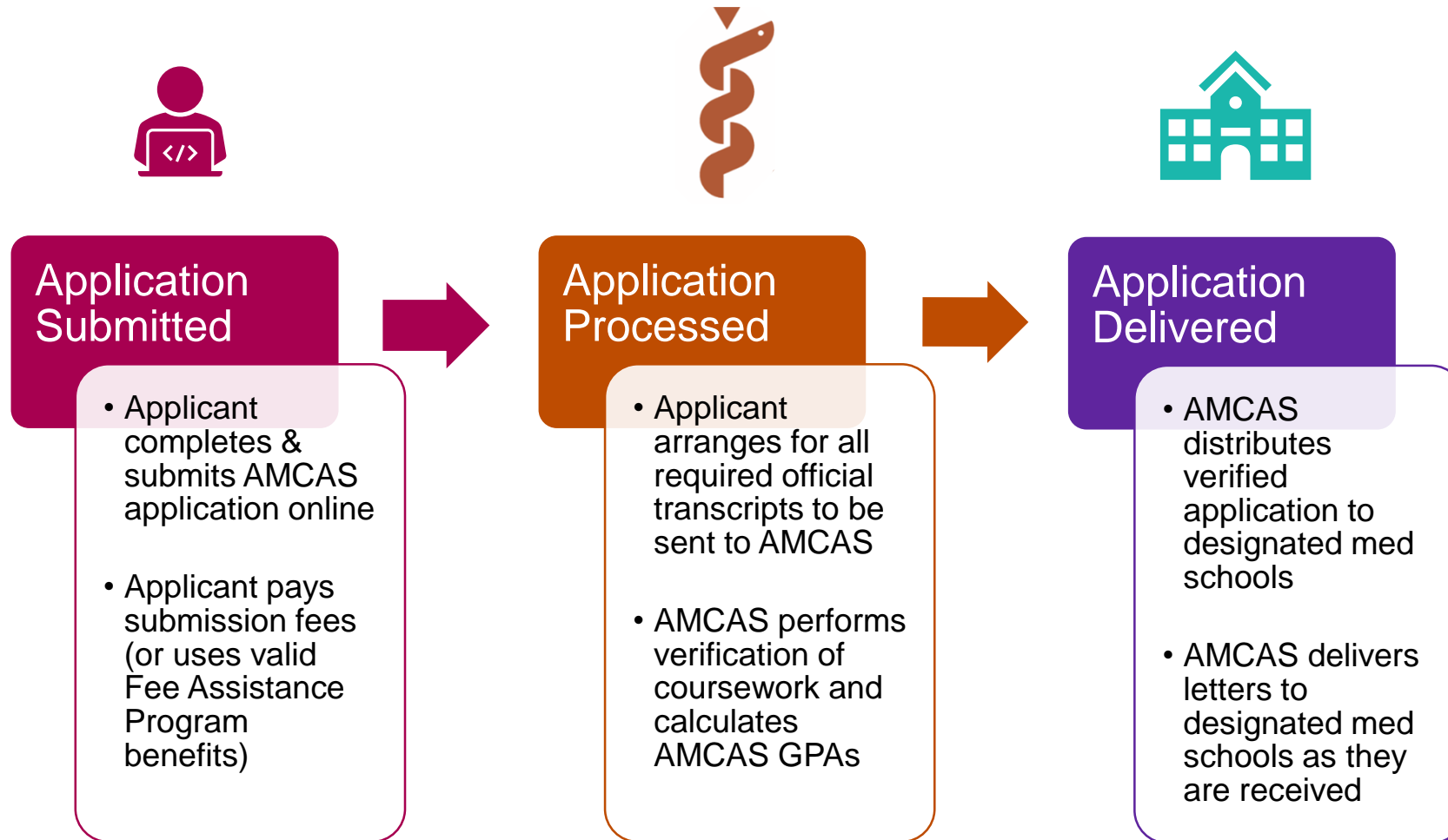
Association of
American Medical Colleges

Agenda


- AMCAS Application
 - AMCAS Process
 - 2022 Dates and Participation
 - 2022 Application
- Verification
- After Submission
- AMCAS Letter Service
 - The Letter Writer Application
 - Letter Guidelines
- Resources





How does AMCAS work?



aamc.org/amcas

STUDENTS & RESIDENTS

AAMC.Org | Members | Students | Residents | Store |  Sign In

 Search GO ▶


ADVISORS | ADVOCACY | CALENDAR | DATA | FINANCIAL AID | NEWS | SERVICES

CHOOSING A MEDICAL CAREER | APPLYING TO MEDICAL SCHOOL | ATTENDING MEDICAL SCHOOL | APPLYING TO RESIDENCY | TRAINING IN A RESIDENCY OR FELLOWSHIP

Home / Applying to Medical School / Understanding the Process / Applying to Medical School with AMCAS®


Applying to Medical School with AMCAS®

The American Medical College Application Service® (AMCAS®) is the AAMC's centralized medical school application processing service. Most U.S. medical schools use AMCAS as the primary application method for their first-year entering classes.




AMCAS® Sign In ▶


ALERTS

 The 2022 AMCAS application will open on May 3 under normal operations. [Learn more.](#)

READ ▶

Connect with AMCAS®

 @AMCASinfo

 AMCASinfo

Contact AMCAS®

[Send us a message.](#)

Coronavirus (COVID-19) and AMCAS

Attention: 2022 AMCAS Cycle Update The AAMC has been working closely with the medical school admissions and pre-health advisor communities to consider the impacts on applicants due to coronavirus (COVID-19). Medical schools are aware of the many

AAMC

2022 Application Dates

Date*	Event
April 7	2022 AMCAS resources available
May 3	AMCAS application opens
May 27	AMCAS application submission begins
June 25	Initial transmission of application data to medical schools
August 2	Early Decision Program deadline
Sept.-Dec.	Application deadlines

*Dates subject to change

Application Deadlines

- Application must be submitted by 11:59 p.m. ET of the deadline date
- Transcript deadlines must be received by AMCAS within 14 calendar days of the application deadline date
- Must be received by August 2 for early decision applicants
- Visit www.aamc.org/amcasdeadlines

2022 AMCAS Participation

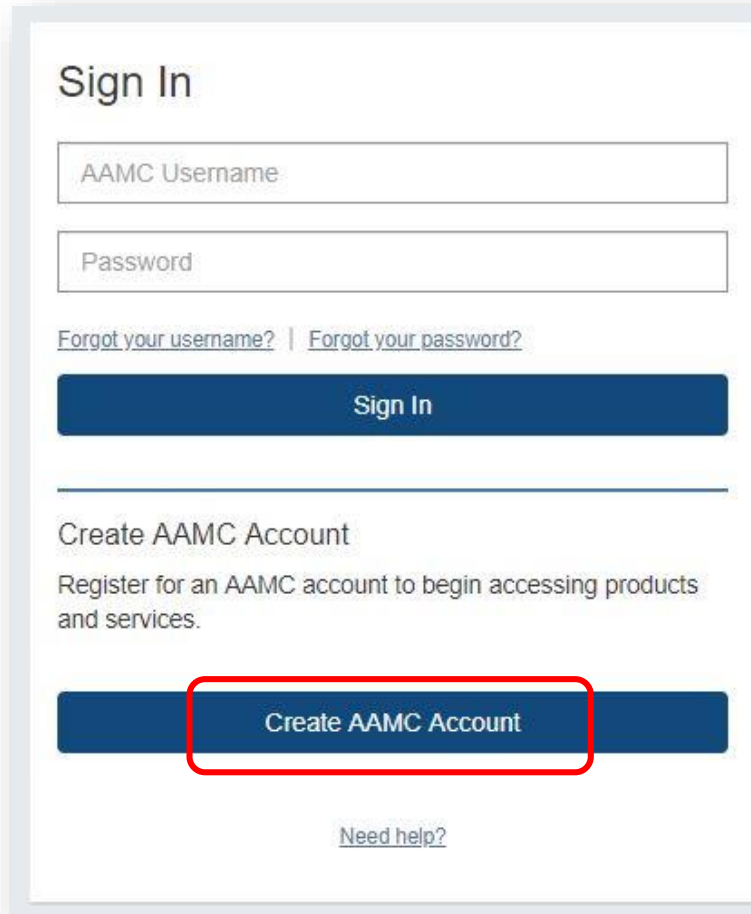
Tentative 2022 Participation	
Application	152 Schools/Programs All MD granting schools in the United States with the exception of MD programs at Texas public schools
AMCAS Letters	152 Schools/Programs
Criminal Background Checks	129 Schools/Programs

2022 AMCAS Application Fees:

- \$170 processing fee (includes one school designation)
- \$42 for each additional school

aamc.org/amcas

Accessing the Application



The image shows a web form for accessing the AAMC application. It is divided into two main sections: 'Sign In' and 'Create AAMC Account'. The 'Sign In' section includes input fields for 'AAMC Username' and 'Password', followed by links for 'Forgot your username?' and 'Forgot your password?'. A blue 'Sign In' button is positioned below these fields. The 'Create AAMC Account' section includes a heading, a descriptive sentence, and a blue 'Create AAMC Account' button. This button is highlighted with a red rectangular border. At the bottom of the form is a link for 'Need help?'. The entire form is set against a white background with a subtle shadow.

Sign In

AAMC Username

Password

[Forgot your username?](#) | [Forgot your password?](#)

Sign In

Create AAMC Account

Register for an AAMC account to begin accessing products and services.

Create AAMC Account

[Need help?](#)

AAMC Registration

Create Account

1 2

1 Personal Information
Please complete the fields below.

Email

Enter Email

Confirm Email

Re-Enter Email Address

Prefix (optional)

Select Prefix

First Name

Enter First Name

Middle (optional)



Applicants should only
complete registration if
they do not have an
AAMC ID

My AAMC Profile

My AAMC Profile

AAMC ID
21213286

Save & Continue to Application

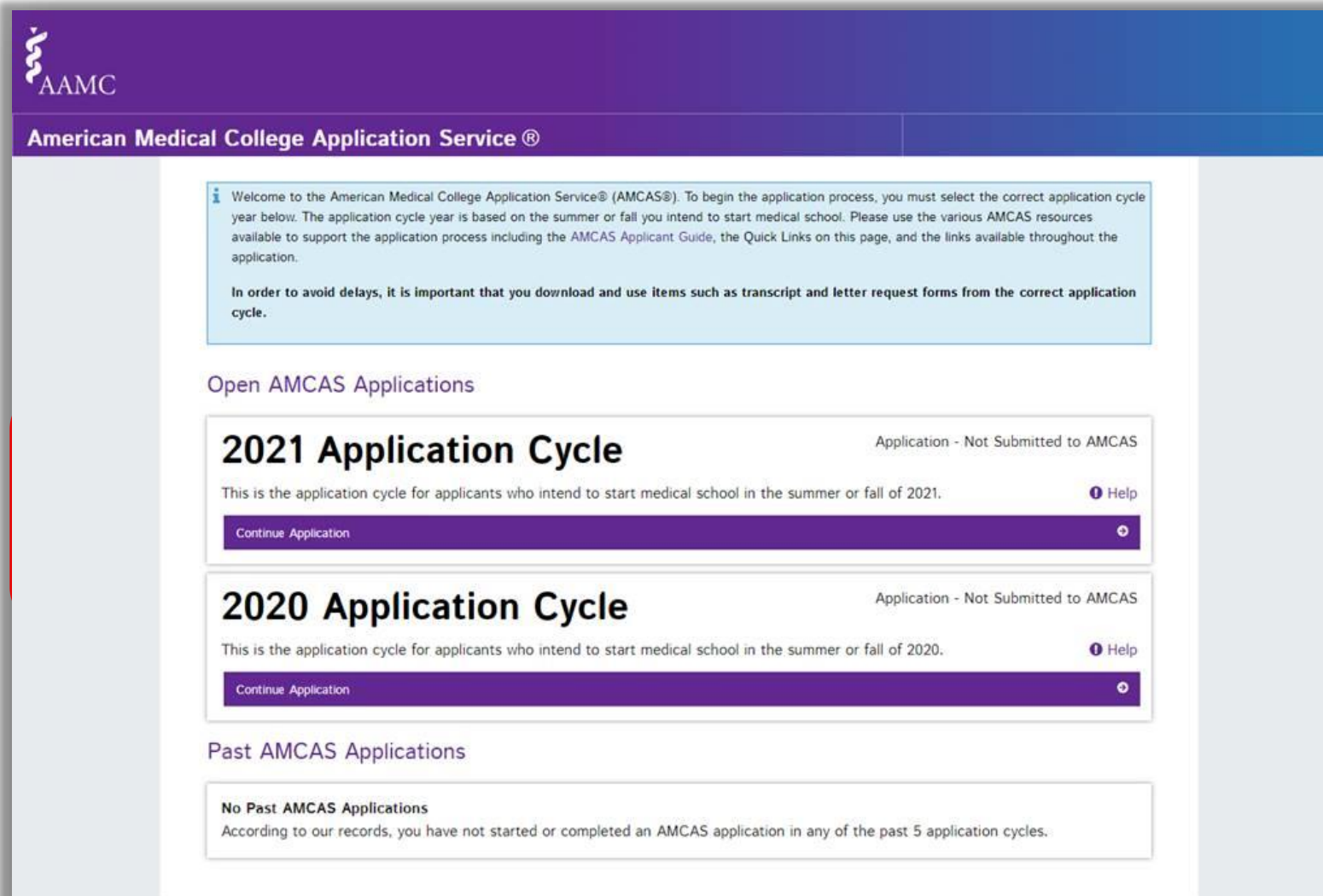
Name

Prefix	First Name (required)
Select Prefix ▼	Tim
Middle Name	Last Name (required)
Middle Name	Brown
Generational Suffix	
Select Suffix ▼	

Legal Name

Legal First Name (required)	Legal Middle Name
Timothy	Legal Middle Name
Legal Last Name (required)	Legal Generational Suffix
Brown	Select Suffix ▼

Select “2022 Application Cycle”



The screenshot shows the AAMC American Medical College Application Service (AMCAS) website. At the top is a purple header with the AAMC logo and the text "American Medical College Application Service®". Below the header is a light blue informational box with a welcome message and a warning about selecting the correct application cycle. The main content area is divided into two sections: "Open AMCAS Applications" and "Past AMCAS Applications". Under "Open AMCAS Applications", there are two options: "2021 Application Cycle" and "2020 Application Cycle". Each option includes a description of the cycle, a "Help" link, and a "Continue Application" button. The "2021 Application Cycle" option is highlighted with a red vertical bar on the left. Under "Past AMCAS Applications", there is a message stating "No Past AMCAS Applications" and explaining that the user has not started or completed an AMCAS application in the past 5 cycles.

AAMC
American Medical College Application Service®

Welcome to the American Medical College Application Service® (AMCAS®). To begin the application process, you must select the correct application cycle year below. The application cycle year is based on the summer or fall you intend to start medical school. Please use the various AMCAS resources available to support the application process including the AMCAS Applicant Guide, the Quick Links on this page, and the links available throughout the application.

In order to avoid delays, it is important that you download and use items such as transcript and letter request forms from the correct application cycle.

Open AMCAS Applications

2021 Application Cycle

Application - Not Submitted to AMCAS

This is the application cycle for applicants who intend to start medical school in the summer or fall of 2021. [Help](#)

[Continue Application](#)

2020 Application Cycle

Application - Not Submitted to AMCAS

This is the application cycle for applicants who intend to start medical school in the summer or fall of 2020. [Help](#)

[Continue Application](#)


Past AMCAS Applications

No Past AMCAS Applications

According to our records, you have not started or completed an AMCAS application in any of the past 5 application cycles.

AMCAS Main Menu

Visit AAMC.org ? Judy Smith JS

 AAMC American Medical College Application Service® 2022 Application

Back to Dashboard My AAMC Profile My Application ▾

WITHDRAW APPLICATION

SUBMIT APPLICATION

Judy Smith

AAMC ID

21237971

Sex

Female

Date of Birth

03/23/2000

Country of Birth

USA

Email

jsmith@amcas.com

Birth State

NY

Birth City

New York

i

Some information is centrally managed by AAMC and cannot be edited on this page. To edit your legal name, preferred name, birth, and sex, go to My AAMC Profile

EDIT MY PROFILE

Application

i

Not Submitted to AMCAS

Identifying Information

✓ Completed

Schools Attended

✓ Completed

Biographic Information

⚠ Incomplete

Course Work

⚠ Incomplete

Work/Activities

⚠ Incomplete

Letters of Evaluation

⚠ Incomplete

Medical Schools

⚠ Incomplete

Essays

⚠ Incomplete

Standardized Tests

⚠ Incomplete


PRINT TRANSCRIPT REQUEST FORMS

PRINT LETTER REQUEST FORMS

PRINT APPLICATION

VIEW APPLICATION STATUS HISTORY

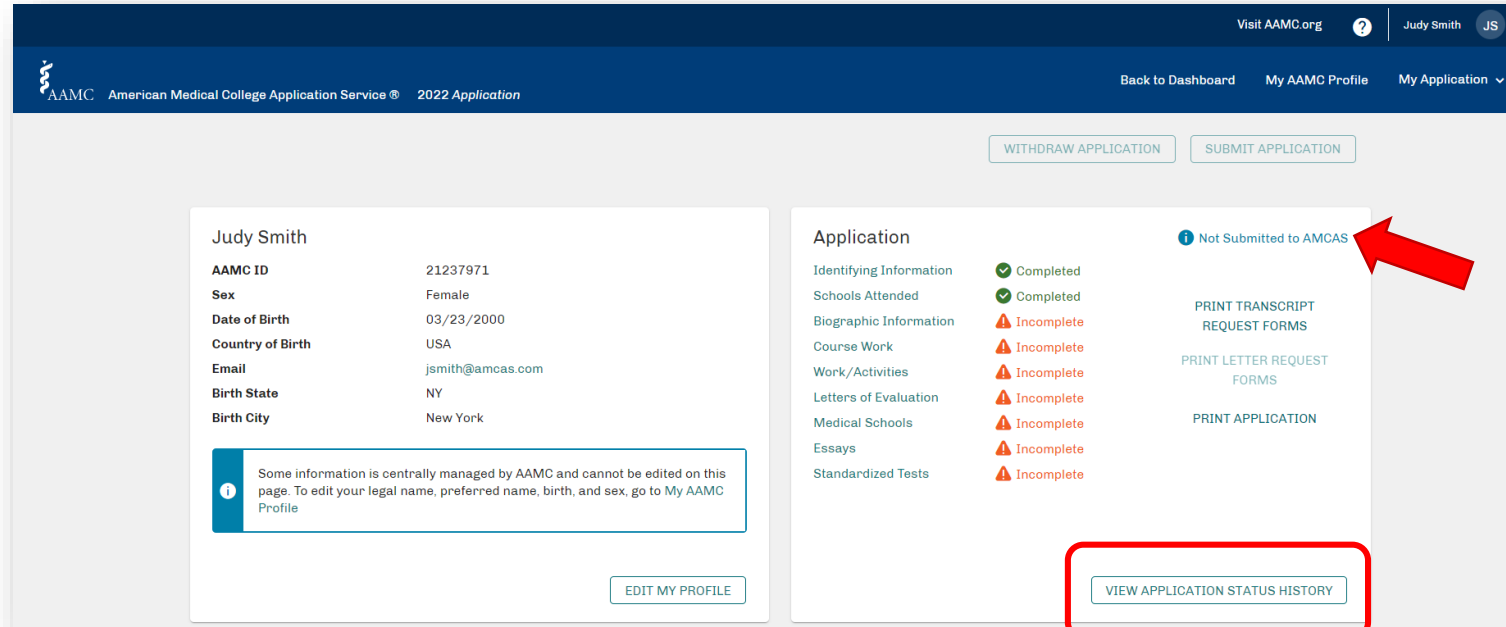
A red arrow pointing from the right side of the screen towards the 'PRINT TRANSCRIPT REQUEST FORMS' link in the Application section.



AAMC

© Association of American Medical Colleges

AMCAS Main Menu



The screenshot shows the AMCAS main menu for user Judy Smith. The top navigation bar includes links to 'Visit AAMC.org', 'Judy Smith', and 'JS'. Below this, there are links for 'Back to Dashboard', 'My AAMC Profile', and 'My Application'. The main content area is divided into two columns. The left column displays user information for Judy Smith, including AAMC ID, Sex, Date of Birth, Country of Birth, Email, Birth State, and Birth City. A note indicates that some information is centrally managed by AAMC and cannot be edited on this page. The right column shows the application status, with a red arrow pointing to the 'Not Submitted to AMCAS' status. Below this, there are links for 'PRINT TRANSCRIPT REQUEST FORMS', 'PRINT LETTER REQUEST FORMS', and 'PRINT APPLICATION'. A red box highlights the 'VIEW APPLICATION STATUS HISTORY' button, with a red arrow pointing down to the 'APPLICATION STATUS DEFINITIONS' window.

Visit AAMC.org ? Judy Smith JS

AAMC American Medical College Application Service® 2022 Application

Back to Dashboard My AAMC Profile My Application

WITHDRAW APPLICATION SUBMIT APPLICATION

Judy Smith

AAMC ID 21237971

Sex Female

Date of Birth 03/23/2000

Country of Birth USA

Email jsmith@amcas.com

Birth State NY

Birth City New York

Some information is centrally managed by AAMC and cannot be edited on this page. To edit your legal name, preferred name, birth, and sex, go to My AAMC Profile

EDIT MY PROFILE

Application

Identifying Information Completed

Schools Attended Completed

Biographic Information Incomplete

Course Work Incomplete

Work/Activities Incomplete

Letters of Evaluation Incomplete

Medical Schools Incomplete

Essays Incomplete

Standardized Tests Incomplete

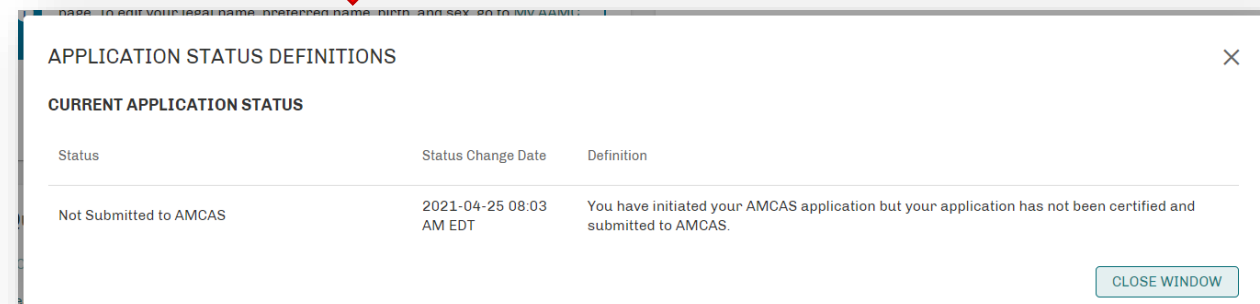
Not Submitted to AMCAS

PRINT TRANSCRIPT REQUEST FORMS

PRINT LETTER REQUEST FORMS

PRINT APPLICATION

VIEW APPLICATION STATUS HISTORY



The screenshot shows a window titled 'APPLICATION STATUS DEFINITIONS' with a close button (X) in the top right corner. Below the title is the section 'CURRENT APPLICATION STATUS'. A table displays the application status, with columns for Status, Status Change Date, and Definition. The table shows one entry: 'Not Submitted to AMCAS' with a status change date of '2021-04-25 08:03 AM EDT' and a definition: 'You have initiated your AMCAS application but your application has not been certified and submitted to AMCAS.' A 'CLOSE WINDOW' button is located at the bottom right of the window.

Status	Status Change Date	Definition
Not Submitted to AMCAS	2021-04-25 08:03 AM EDT	You have initiated your AMCAS application but your application has not been certified and submitted to AMCAS.

CLOSE WINDOW

AMCAS Main Menu



Quick Links

[ACADEMIC CHANGE REQUEST](#) [UPDATE ADVISOR RELEASE](#)

[Learn more about the AAMC Fee Assistance Program](#)

[View AMCAS Participating Medical Schools and Deadlines](#)

[Find AMCAS resources on the Tools and Tutorials page](#)

[Visit the AMCAS website](#)

[Medical School Admission Requirements \(MSAR\)](#)

[Review AMCAS transcript processing timelines](#)

[FOLLOW US ON TWITTER](#)

My Document Statuses

Transcripts (0)

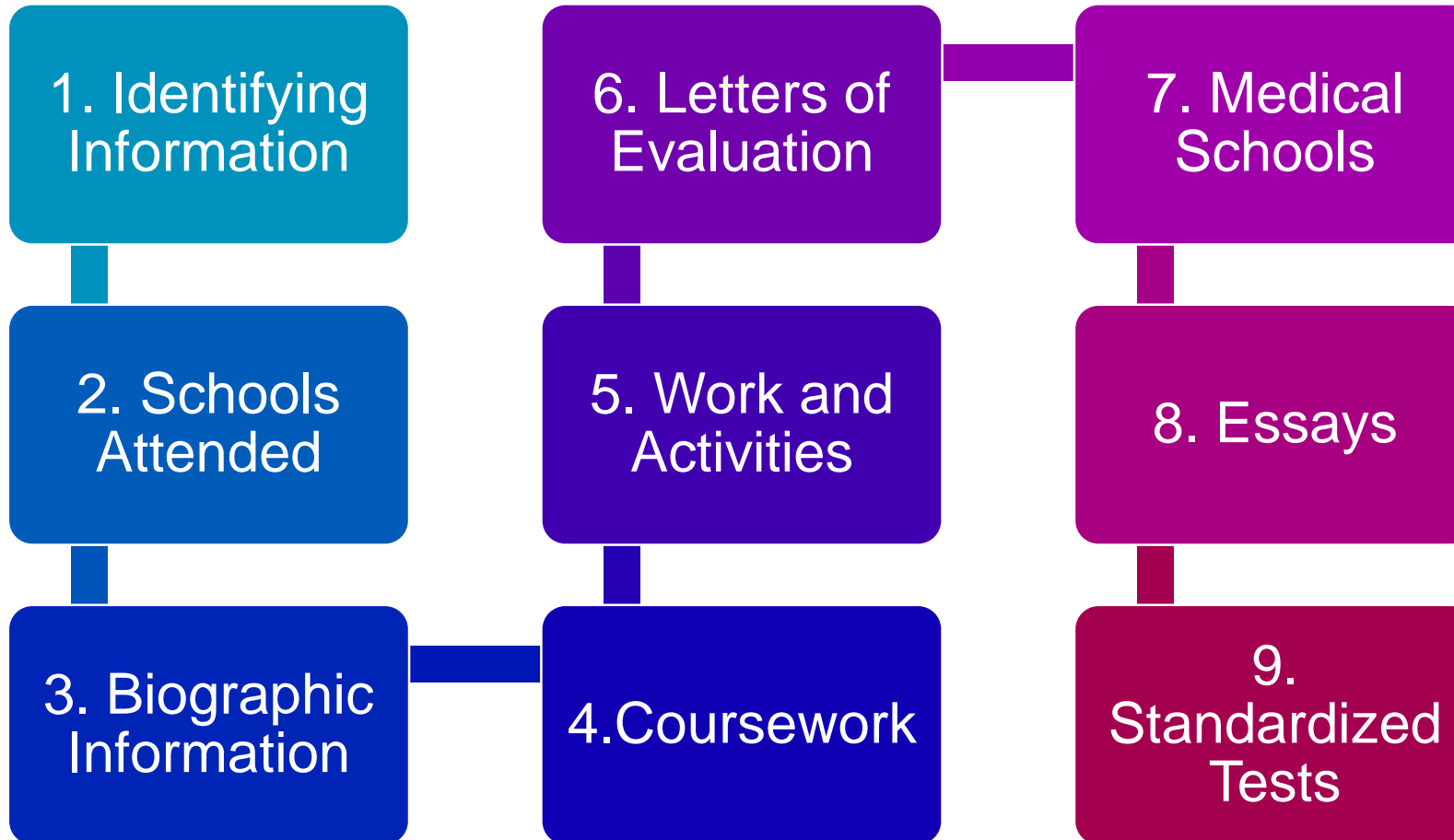
You have no transcripts attached to your application

Letters of Evaluation (0)


You have no letters attached to your application

[VIEW ALL DOCUMENT STATUSES](#)

Application Sections



Identifying Information



Dejanira Cruz ▾

American Medical College Application Service® 2020 Application

My AAMC Profile Main Menu My Application ▾ Help

Identifying Information Schools Attended Biographic Information Course Work Work/Activities Letters of Evaluation Medical Schools Essays Standardized Tests

Save Save & Continue »

Some information is centrally managed by AAMC and cannot be edited on this page. To edit your legal name, preferred name, birth, and sex, go to My AAMC Profile

Legal Name

Salutation
Select Salutation ▾

Medical schools will send you correspondence, and often prefer salutation and properly cased name (e.g. Mr. John Smith)

First Name*
Dejanira

Middle Name

Last Name*
Cruz

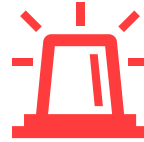
Suffix
Select Suffix ▾

To edit your Legal Name, go to My AAMC Profile

Preferred Name

Salutation

Schools Attended



Add College

Country *

Select Country

Program Type *

Select Program Type

Start Date *

MM/YYYY

End Date *

MM/YYYY

Other Options

☐ Summer School Only

☐ Study Abroad Program

Advisor Release

1

The school-designated advisor(s) have met AMCAS-established requirements and are bound by confidentiality. Information transferred includes your personal/demographic information, work/activity information, credit hours, MCAT scores, GPAs, the names and types of your recommenders, the names of any other schools you have attended, the medical schools to which you have applied and what action those schools have taken, and the status of your application with AMCAS. Additionally, if you applied for fee assistance through the AAMC Fee Assistance Program, and in your fee assistance application agreed to release award information to your health professions advisor this information will be made available along with your application information.

Do you authorize AMCAS to release your application information to the school-designated advisor(s) at this institution? *

☐ Yes

☐ No

Transcript Request

Note: One official transcript is required from each U.S., U.S. Territorial, or Canadian post-secondary institution at which you have attempted course work, regardless of whether credit was earned.

CANCEL

SAVE

© Association of American Medical Colleges

Schools Attended

Transcript Request

Note: One official transcript is required from each U.S., U.S. Territorial, or Canadian post-secondary institution at which you have attempted course work, regardless of whether credit was earned.



If you click Yes, you must have an official transcript sent to AMCAS by the Registrar's Office of the institution.

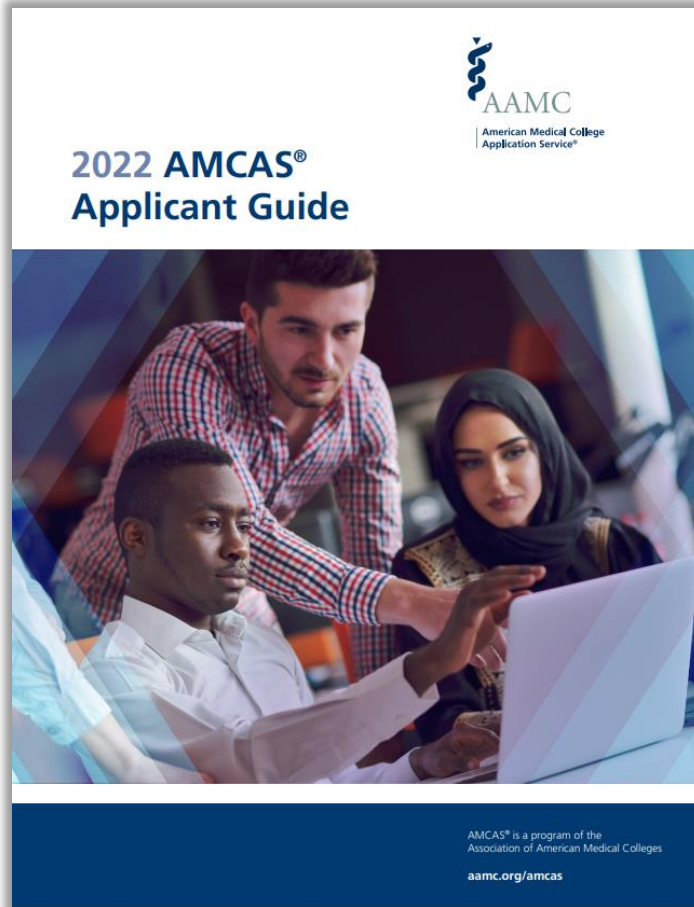
If you click No, this means that you are submitting a Transcript Exception Request and does not preclude you from transcript requirements. AMCAS will review your request and notify you if your Transcript Exception is not granted. This may result in delays for processing your application.

Does AMCAS require an official transcript from this school? Generally, a transcript is required. [Please review this additional information](#) if you need assistance in determining if a transcript is required.*

☐ Yes

☐ No


Schools Attended



Biographic Information

Visit AAMC.org ?


Judy Smith JS

AAMC American Medical College Application Service® 2022 Application

My AAMC Profile Main Menu My Application ▾

Biographic Information ? Help

BACK SAVE SAVE & CONTINUE

 **Biographic Information**

☒ Preferred Address*

☐ Permanent Address*

☐ Alternate Contact

☒ Citizenship*

☐ Legal Residence*

☐ Self Identification

☐ Languages*

☐ Childhood Information*

☐ Military Service*

☐ Military Discharge*

☐ Felony*


☐ Misdemeanor*

☐ Disadvantaged Status*

☐ Parents and Guardians*

☐ Siblings*

☐ Dependents*

 Some information is centrally managed by AAMC and cannot be edited on this page. To edit your preferred email address, and citizenship, go to My AAMC Profile

Preferred Address

Country *

Select Country ▾

Address 1 *

Street number and name

City *

Day Phone *


Evening Phone

Email *

Address 2

Apt No., Suite No., Building No. etc

Fax

AAMC


© Association of American Medical Colleges

Coursework


Visit AAMC.org

?

Judy Smith JS

AAMC American Medical College Application Service® 2022 Application

My AAMC Profile Main Menu My Application ▾

Course Work 

BACK

SAVE & CONTINUE

☒ Identifying Information

☒ Schools Attended

☐ Biographic Information

☒ Course Work

☐ Course Work*

☐ Work/Activities

☐ Letters of Evaluation

☐ Medical Schools

☐ Essays


☐ Standardized Tests

Course Work

You must enter all of the courses you took at each school. Prior to entering your coursework, you are encouraged to watch some brief tutorials that will guide you through the process of entering your coursework. Click on the links below to learn about the process of entering coursework:

- Watch Basic Coursework Tutorial
- Watch AP Coursework/Credit Tutorial
- Watch Current and Future Coursework Tutorial (where you have not yet earned a grade)
- Watch Study Abroad Coursework Tutorial

Please review additional information about coursework in the AMCAS Applicant Guide.



If you do not need to enter coursework for any of your schools attended, please select None for the applicable school(s). In order for AMCAS to process your application, all required coursework must be entered. Please refer to the AMCAS Applicant Guide for more information about entering coursework.

Coursework

Add Course

Please be sure to enter all course(s) in the correct academic year, academic term, and year in school to avoid delays in application processing time.

Reminder: The AMCAS year begins with summer and ends with spring. Courses taken in the summer should be entered with the next academic year, even if your institution considers them in the previous academic year. For example, if you took a course in the first summer session of 2016, you should enter it as the 2016–2017 academic year, even if your school considers it in the 2015–2016 academic year.

Academic Year *

Select Year

Academic Term *

Select Academic Term

Year in School *

Select Year in School

Course Number

Please enter any letters or numbers. Example BIO 101

Please enter course number

Course Name *

Please enter course name

CANCEL SAVE & ADD ANOTHER SAVE



You should use a personal copy of your official transcript to complete this section.

Coursework Tips

- Include plus or minus grades.
- The AMCAS academic year begins with the summer term.
- Include your Physical Education courses.
- Have course descriptions available when entering course classifications and review the course classification chart thoroughly.
- If you applied in a previous year, update your final grades.
- Include your original alpha grade for all attempts of a repeated course.

Coursework: Things to Avoid!

- If your transcript shows letter grades **do not** enter numeric grades or quality points in the grade field.
- Do not enter the course number as the course name.
 - For example: *BIO 101 Intro to Biology* should be entered as **Course Name: Intro to Biology** and **Course Number: BIO 101** **NOT** ~~Course Name "BIO" Course Number "101"~~.
- Do not enter special symbols or characters when entering the courses name and course number.
- Do not enter your summer courses in the wrong year.
 - For example: If your course was taken in the **summer of 2020** it goes in **AY 2020-2021** in the AMCAS application.

Coursework: Things to Avoid!

- **Do not** classify Physics classes as ~~Natural Physical Science~~. The classification for Physics courses is as **Physics (PHYS)**.
- If any course has both a lecture and a lab component, **do not** list both grades in a single entry.
 - For example: Biology Lecture B+ Biology Lab C+ **do not enter** Biology B+/C+
- Do not omit withdrawals or repeated courses.
- Do not forget to add Advanced Placement courses.
- If your application is returned for 10+ missing courses, do not omit any courses when you resubmit.

Work/Activities

Add Work/Activities

Experience Type *

Select Experience Type

Experience Name *

i

Indicate the total number of hours that you spent completing (or expect to complete) this work experience or activity during the date range that you indicate. If this is a repeated experience, enter the total number of hours for each date range you provide.

Start Date *

Select Month

Select Years

End Date *

Select Month

Select Years

Total Hours *

Repeated *

☐ Yes

☐ No

Organization Name

CANCEL

SAVE & ADD ANOTHER

SAVE

- Maximum of 15 entries
You can enter additional date ranges for repeated activities
- Maximum of 3 “Most Meaningful”

Most Meaningful Experience Summary*

This is your opportunity to summarize why you have selected this experience as one of your most meaningful. In your remarks, you might consider the transformative nature of the experience; the impact you made while engaging in the experience and the personal growth you experienced as a result of your participation.

1325 characters left of 1325

CANCEL

SAVE & ADD ANOTHER

SAVE

Ask an Admission Officer



How can I stand out with my work and activities?

- This is a common question and many activities and experiences will be similar amongst medical school applicants because there are common themes to experiences that many will have gone through – direct patient experiences, service, research for example.
- Include clinical and non-clinical activities – especially activities where students have led projects and/or people. Most medical schools desire to see leadership, teamwork, and experiences working with diverse populations.

Are there required activities?

- Some schools have required experiences and it is important to review the respective websites for this information.

Any advice for non-traditional applicants when completing work and activities?

- In the narrative, explain how the work/activities has been formative in your nontraditional journey to medicine.
- Being able to write about and/or talk about how your experiences as a non-traditional student has shaped/impacted your pursuit of medicine.

Ask an Admission Officer



How are work and activities being reviewed given COVID impacts?

- Admissions committees understand that the pandemic has effected applicants ability to participate in their activities, with modifications to these experiences or perhaps not being able to do them at all. Holistic review for the coming cycles of applicants will allow admissions committees to take into account the change.

How should I describe my work and activities to cover what schools are looking for?

- Keep the frame of mind that you are applying to medical school. How does this experience impact my future profession in medicine?
- Be mindful that medical schools are trying to determine how you have tested out your decision of pursuing medicine as well as evaluating/learning about other things that were a priority during your undergrad/graduate education.

How do you view work and activates as part of the complete application?

- Your work and activities are a critical part of the application in telling admissions committees how you have been spending your time during the years prior to applying to medical school.

Letters of Evaluation

Add Letter of Evaluation/Recommendation

Many medical schools determine whether or not an applicant has met their letter of evaluation/recommendation requirements by the type of letters they receive in support of an application. For example, a medical school may require a committee letter OR three individual letters in support of your application.
Please review the AMCAS Applicant Guide for more information about Letters of Evaluation.

Please identify the type of letter you wish to enter. If you are uncertain as to the type of letters provided by your school/institution, please ask your pre-health advisor or career center prior to answering this question.

☐ Committee Letter:
A committee is a letter authored by a pre-health committee or pre-health advisor and intended to represent your institution's evaluation of you. A committee letter may or may not include additional letters written in support of your application. A Committee Letter is sometimes called a composite letter.

☐ Letter Packet:
A packet or set of letters assembled and distributed by your institution, often by the institution's career center.

☐ Individual Letter:
An individual letter refers only to a letter authored by, and representing, a single letter writer. **If you have already included an individual letter within either a committee letter or letter packet, you do not need to add a separate entry for the individual letter.**

Select a meaningful Letter Title, as you may need this title later to identify a letter. For example, if this letter were from the University Of X, with a primary contact of John Doe, and you intend to have this letter sent only to MD/PhD programs, you might create a title of "UX_Doe_MD_PhD".


Letter Title

Please enter a title for this letter

CANCEL

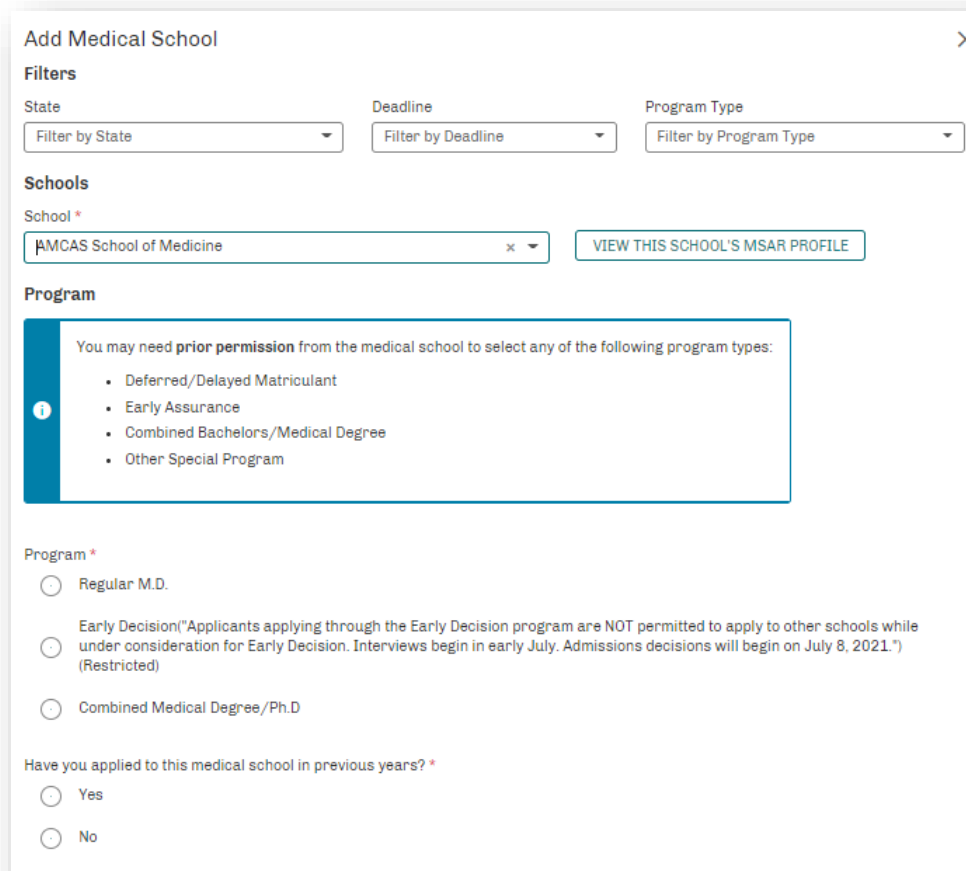
SAVE

You can submit
your application
before AMCAS
receives your
letters.



© Association of American Medical Colleges

Medical Schools



Add Medical School [Close]

Filters

State: [Filter by State] Deadline: [Filter by Deadline] Program Type: [Filter by Program Type]

Schools

School * [AMCAS School of Medicine] [x] [VIEW THIS SCHOOL'S MSAR PROFILE]

Program

1 You may need **prior permission** from the medical school to select any of the following program types:

- Deferred/Delayed Matriculant
- Early Assurance
- Combined Bachelors/Medical Degree
- Other Special Program

Program *

☐ Regular M.D.

☐ Early Decision ("Applicants applying through the Early Decision program are NOT permitted to apply to other schools while under consideration for Early Decision. Interviews begin in early July. Admissions decisions will begin on July 8, 2021.") (Restricted)

☐ Combined Medical Degree/Ph.D

Have you applied to this medical school in previous years? *

☐ Yes

☐ No

You should be sure to select the correct program type and be mindful of program and transcript deadlines.

AAMC SJT Exam 2021 Administration

Medical School	2021 Admissions
Geisinger Commonwealth School of Medicine	Strongly Recommended
Morehouse School of Medicine	Required
University of Alabama - Birmingham School of Medicine	Required
University of Minnesota School of Medicine - Twin Cities campus	Strongly Recommended
University of California Davis School of Medicine	Strongly Recommended
Des Moines University Medicine and Health Sciences	Strongly Recommended

The AAMC Situational Judgment Test (SJT) is a standardized exam that presents a series of hypothetical scenarios students may encounter in medical school and asks examinees to evaluate the effectiveness of a series of behavioral responses to each scenario.

Upcoming webinar: **Everything you Need to Know to Prepare for the 2021 AAMC Situational Judgment Test**, on Tuesday, May 4 at 2:30 p.m. ET

aamc.elevate.commpartners.com/upcoming-webinars

**Registration
is OPEN!**
aamc.org/sjt

Essay

Personal Comments Essay



Some questions you may want to consider while drafting this essay are:

- Why have you selected the field of medicine?
- What motivates you to learn more about medicine?
- What do you want medical schools to know about you that hasn't been disclosed in another section of the application?

In addition, you may wish to include information such as:

- Special hardships, challenges or obstacles that may have influenced your educational pursuits
- Commentary on significant fluctuations in your academic record which are not explained elsewhere in your application

OK

Personal Comments Essay



Consider and write your Personal Comments carefully; many admissions committees place significant weight on this section. Make sure you proofread carefully because no changes may be made after you submit your application. What information should I consider including in my personal comments?

Use the space provided to explain why you want to go to medical school. *

5300 characters left of 5300

Essay

MD/PhD Essay



Your response will only be forwarded to your designated MD/PhD program(s).

Please state your reasons for wishing to pursue the combined MD/PhD degree. *

Your response will only be forwarded to your designated MD/PhD program(s).

Significant Research Hours

Please enter your total hours of prior research experience. *

Significant Research Essay



Your response will only be forwarded to your designated MD/PhD program(s).

If your research resulted in a publication on which you were an author, please provide the full citation in the Work/Activities section of your application.

Please describe your significant research experiences. In your statement, please specify your research supervisor's name and affiliation, the duration of the experience, the nature of the problem studied, and your contributions to the project. *

Your response will only be forwarded to your designated MD/PhD program(s).

10000 characters left of 10000

Essay Quick Tips

- Proofread your application
- Check for spelling errors
- Read it BACKWARDS
- Read it “Out Loud”
- Be wary – Don’t name the wrong school in any interview related communications or secondaries (if applicable)
- Have mentors and loved ones review it
- Make sure that it’s your statement – though others might have suggestions, the final document is yours and must reflect your reason(s) for pursuing medicine

Essay Do's and Don'ts

DO

- Make sure your statement addresses your reason(s) for wanting to pursue medicine
- Have a lot of people review it – friends, colleagues, mentors, letter writers
- Be mindful that “all” medical schools will receive the same AMCAS application
- Check and re-check for grammatical and spelling issues – your application is your first impression

DON'T

- Speak in generalities
- Be informal
- Include/restate everything in your activities section in your personal statement
- Make your statement “too personal” – you must be able to talk about the personal statement contents in an interview

Ask an Admission Officer

What elements make a stand out personal statement?

- When you learn something about a candidate that you didn't find in any other part of the application. An idea of the 'person' in the personal statement.
- If after reading the essay, I can answer the question – Why medicine?

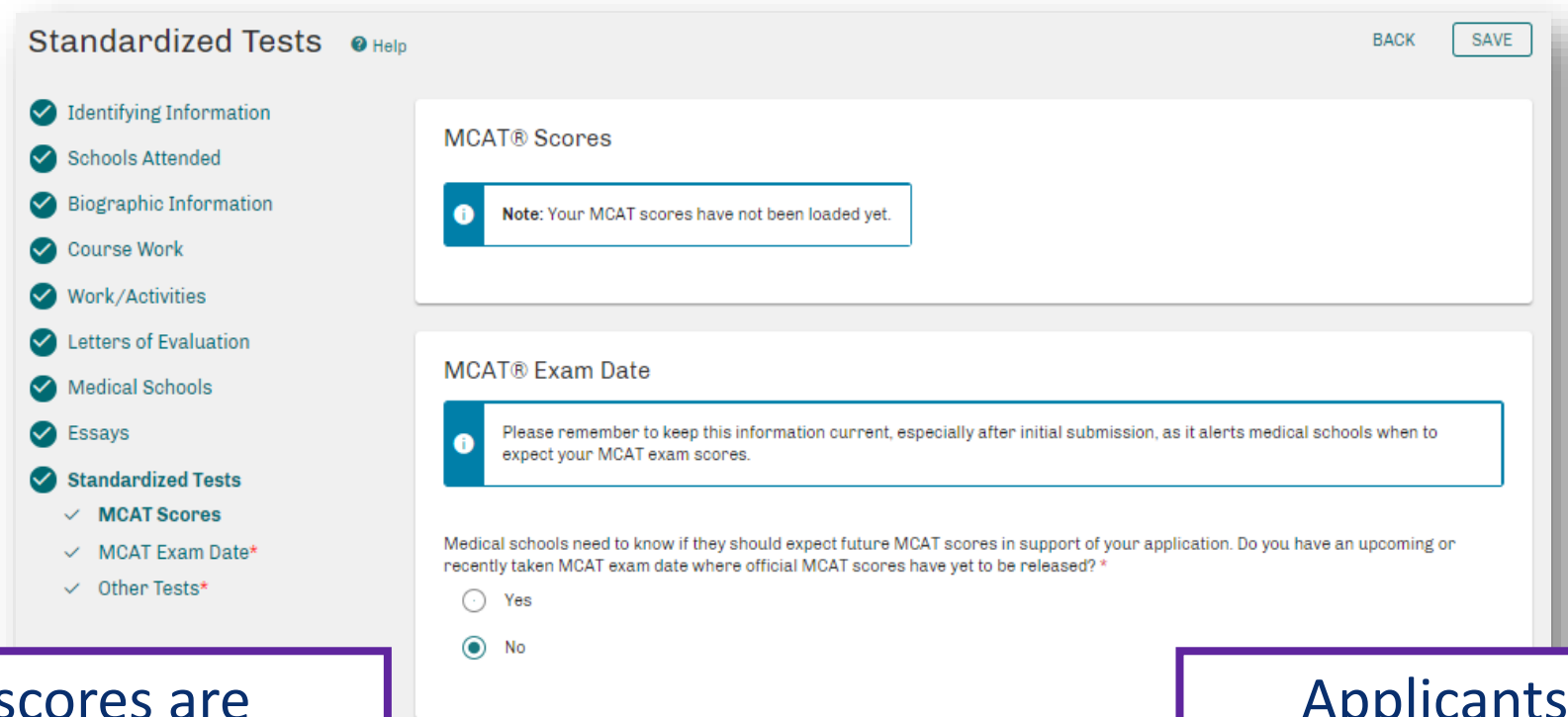
What are schools/admissions officers looking for in a personal statement?

- An opportunity to get to know the application in a less structured way, through their own words.

How do you view the personal statement as part of the complete application?

- A very important part of the application!
 - To allow your activities/experiences to come together in telling your narrative/journey story.
 - In most cases, it's a starting point for at least a part of the interview. Some questions will come from what has been shared as a part of the personal statement.

Standardized Tests



The screenshot shows the 'Standardized Tests' section of the AAMC application portal. On the left is a sidebar with a list of sections: Identifying Information, Schools Attended, Biographic Information, Course Work, Work/Activities, Letters of Evaluation, Medical Schools, Essays, and Standardized Tests. The 'Standardized Tests' section is expanded, showing 'MCAT Scores' and 'MCAT Exam Date*'. The 'MCAT Scores' section has a note: 'Note: Your MCAT scores have not been loaded yet.' The 'MCAT Exam Date*' section has a note: 'Please remember to keep this information current, especially after initial submission, as it alerts medical schools when to expect your MCAT exam scores.' Below this, there is a question: 'Medical schools need to know if they should expect future MCAT scores in support of your application. Do you have an upcoming or recently taken MCAT exam date where official MCAT scores have yet to be released? *'. There are two radio buttons: 'Yes' and 'No'. The 'No' button is selected.

Standardized Tests [Help](#) [BACK](#) [SAVE](#)

- ✓ Identifying Information
- ✓ Schools Attended
- ✓ Biographic Information
- ✓ Course Work
- ✓ Work/Activities
- ✓ Letters of Evaluation
- ✓ Medical Schools
- ✓ Essays
- ✓ Standardized Tests
 - ✓ MCAT Scores
 - ✓ MCAT Exam Date*
 - ✓ Other Tests*

MCAT® Scores

Note: Your MCAT scores have not been loaded yet.

MCAT® Exam Date

Please remember to keep this information current, especially after initial submission, as it alerts medical schools when to expect your MCAT exam scores.

Medical schools need to know if they should expect future MCAT scores in support of your application. Do you have an upcoming or recently taken MCAT exam date where official MCAT scores have yet to be released? *

☐ Yes

☒ No

MCAT scores are automatically released to your application.



Applicants should indicate any future MCAT testing dates.

aamc.org/mcat

MCAT Scores



Score breakdowns and confidence bands will appear in the application.

Certification Statements

Application Submission Process

CANCEL

AGREE

☒ Pre-Submission Checks

☒ Certification

☐ Password

☐ CBC

☐ Payment

Certification Statements

1

In order to complete and submit your application, you must certify the following statements by checking each box and clicking the Agree button.

☐ I certify that the information in this application and associated materials is current, complete, and accurate to the best of my knowledge. *

☐ I certify that all written passages, such as the personal statement, essays required from M.D.-Ph.D. applicants and descriptions of work/activities, are my own and have not been written, in part or whole, by a third party. Quotations are permitted if the source is cited. *

☐ I have read, understand, and agree to comply with the AMCAS Applicant Guide, including the provisions noting that I am responsible for monitoring and ensuring the progress of my application process, by checking the Main Menu of my application. *

☐ I understand that I am responsible for reviewing my application after AMCAS processing is complete. I am responsible for notifying AMCAS of any discrepancies resulting from the verification process by using the Academic Change Request process located in the Quick Links section of the Main Menu. *

☐ I have read, understand, and agree to comply with the Application and Acceptance Protocols for Applicants, which set forth guidelines for ethical conduct during the application process, and define important application cycle dates. *


☐ AAMC investigates and may report to legitimately interested parties discrepancies in information, attempts to subvert the admission process, and any other irregular matter that occurs in connection with application activities. I understand and agree that the sole and exclusive remedy available to me to appeal or otherwise challenge the AAMC's decision to send an investigation report to legitimately interested parties shall be confidential, binding arbitration through written submissions only to the Washington, D.C. office of the American Arbitration Association under the expedited procedures for commercial matters. I understand that my failure to request in writing arbitration within 30 calendar days of receipt of an investigation report that has been approved by the AAMC for transmittal to interested parties will constitute an absolute bar and waiver of this exclusive remedy. I further understand that the sole issue for arbitration shall be whether the AAMC acted reasonably and in good faith in making its decision. *

☐ I understand that I am responsible for learning the admissions requirements, application policies, and due dates for each school to which I am applying, and that I am not eligible for a refund of AMCAS fees if I do not meet the admissions requirements of the medical schools to which I apply. *

☐ I understand that I am required to inform the Admissions Office of each medical school to which I apply if I am convicted of, or plead guilty or no contest to, a misdemeanor or felony crime after the date of my original application submission and prior to medical school matriculation. I understand that this communication must be in writing and must occur within ten (10) business days of the occurrence of the conviction. *

☐ I understand that I am required to inform the Admissions Office of each medical school to which I apply if I become the subject of an institutional action after the date of my original application submission and prior to medical school matriculation. I understand that this communication must be in writing and must occur within ten (10) business days of the occurrence of the institutional action. *

Last step of application: certify data is accurate, submit, and pay processing fee.

The logo for the Association of American Medical Colleges (AAMC), featuring a stylized blue caduceus symbol above the letters "AAMC" in a serif font.

© Association of American Medical Colleges

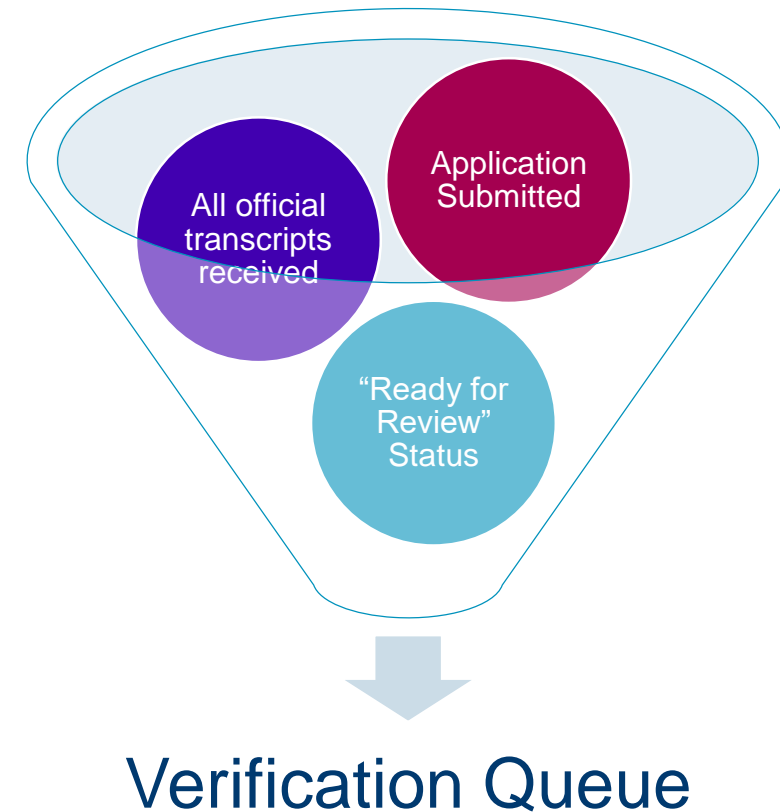
AMCAS Verification Process

Transcripts

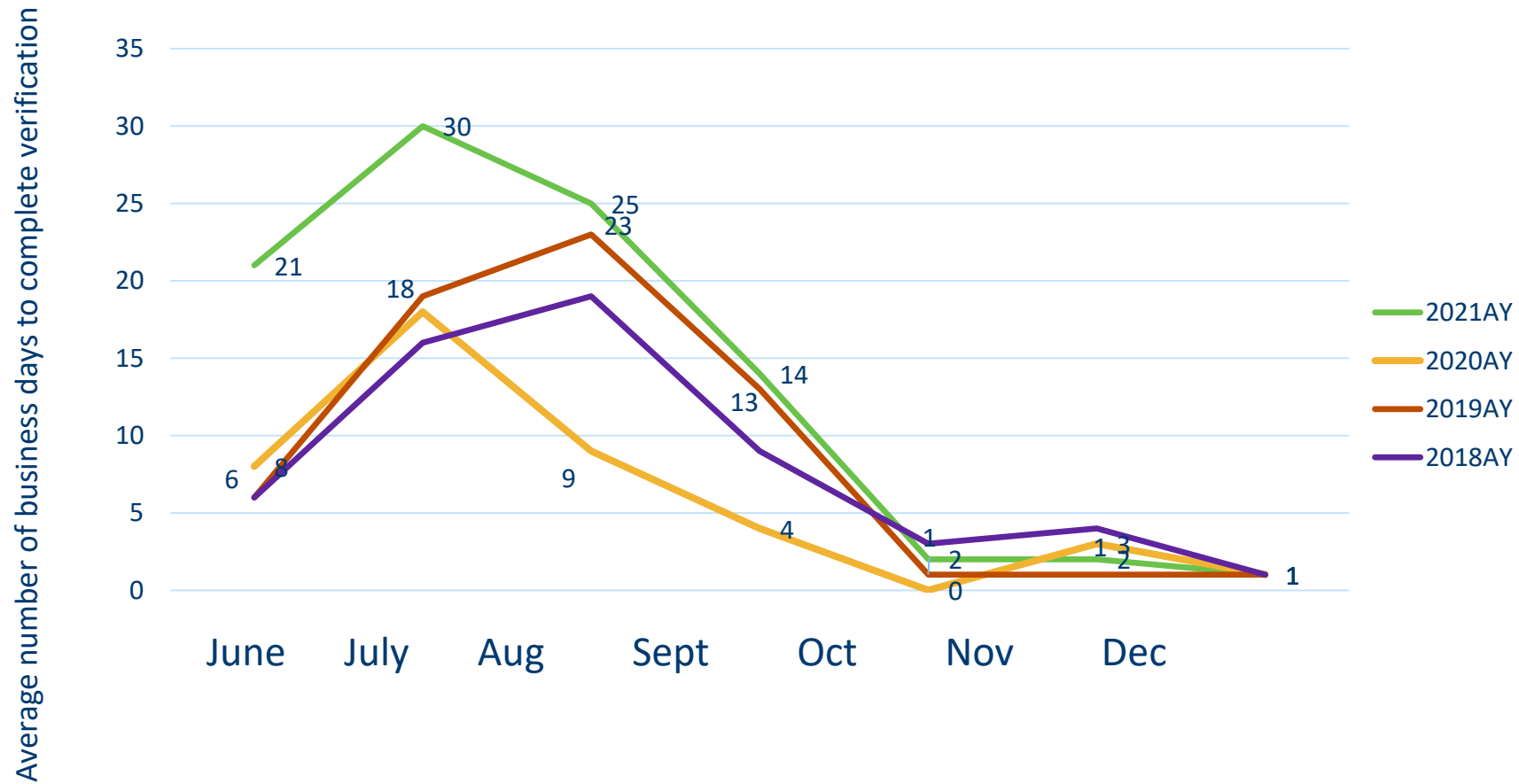
- All required official transcripts must be received before an application can join the verification queue
 - AMCAS accepts PDF eTranscripts from approved senders

Processing

- From date of **“Ready to Review”** application status, about 6 weeks
- Find processing on the AMCAS application sign in page



AMCAS Verification



Application Reminders

- Criminal Background Checks
- *Application and Acceptance Protocols for Applicants*



Criminal Background Checks

- Participating schools have checks run on accepted or waitlisted applicants
- Certiphi Screening, Inc. will notify applicants when the CBC has been initiated
- Applicants have 10 calendar days to review their report
- No additional charge to the applicant for this service

CBC Schedule

Application Status	CBC Procured
Accepted, Early Decision Program	Upon Acceptance
Accepted, Regular	After January 1
Alternate List	After May 15, by school's request only

Application and Acceptance Protocols for Applicants



The screenshot shows the AAMC website's 'STUDENTS & RESIDENTS' section. The header includes the AAMC logo, navigation links (AAMC.Org, Members, Students, Residents, Store, Sign In), a search bar, and a secondary navigation menu (ADVISORS, ADVOCACY, CALENDAR, DATA, FINANCIAL AID, NEWS, SERVICES). A horizontal menu below the header lists: CHOOSING A MEDICAL CAREER, APPLYING TO MEDICAL SCHOOL, ATTENDING MEDICAL SCHOOL, APPLYING TO RESIDENCY, and TRAINING IN A RESIDENCY OR FELLOWSHIP. The breadcrumb trail reads: Home / Applying to Medical School with AMCAS® / Application and Acceptance Protocols for Applicants. The main heading is 'Application and Acceptance Protocols for Applicants', followed by social media share links. The content area contains two paragraphs of text and a right-hand sidebar with an 'AMCAS® Sign In' button and an 'ALERTS' section.

STUDENTS & RESIDENTS AAMC.Org | Members | Students | Residents | Store | Sign In

Search GO

ADVISORS | ADVOCACY | CALENDAR | DATA | FINANCIAL AID | NEWS | SERVICES

CHOOSING A MEDICAL CAREER | APPLYING TO MEDICAL SCHOOL | ATTENDING MEDICAL SCHOOL | APPLYING TO RESIDENCY | TRAINING IN A RESIDENCY OR FELLOWSHIP

Home / Applying to Medical School with AMCAS® / Application and Acceptance Protocols for Applicants

Application and Acceptance Protocols for Applicants

SHARE: f t in e

Recommendations to help ensure that all MD and MD-PhD applicants receive timely notification about the outcome of their AMCAS® application. These guidelines are not intended to supersede the policies, timelines, or discretion of individual schools or programs. Each applicant is expected to become familiar with the procedures and requirements of each school to which they apply.

The following steps are recommended to help ensure that all MD and MD-PhD applicants receive timely notification about the outcome of their applications, and to protect schools and programs from having unfilled positions in their entering classes. These protocols are often referred to as "Traffic Rules" by admissions officers and prehealth advisors. Prospective applicants, their advisors, and admission staff at medical schools and programs should all be aware of these Application and Acceptance Protocols for applicants. An applicant's actions during the admissions process should be conducted in the spirit of professionalism and ethics expected of a future physician.

AMCAS® Sign In

ALERTS

 The 2022 AMCAS application will open on May 3 under normal operations. [Learn more.](#)

READ

AMCAS Tools

- AMCAS Applicant Guide
- AMCAS Application Workbook
- Application and Acceptance Protocols
- Video Tutorials
- Twitter



• @AMCASinfo



aamc.org/amcas

Agenda

- AMCAS Application
 - AMCAS Process
 - 2022 Dates and Participation
 - 2022 Application
- Verification
- After Submission
- **AMCAS Letter Service**
 - The Letter Writer Application
 - Letter Guidelines
- Resources

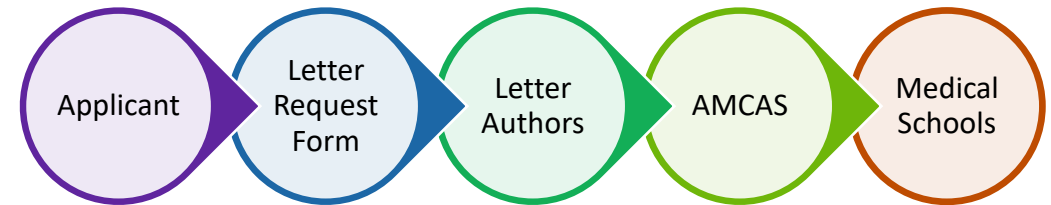


Letters of Evaluation



Submission Methods:

- AMCAS Letter Writer Application
- Interfolio

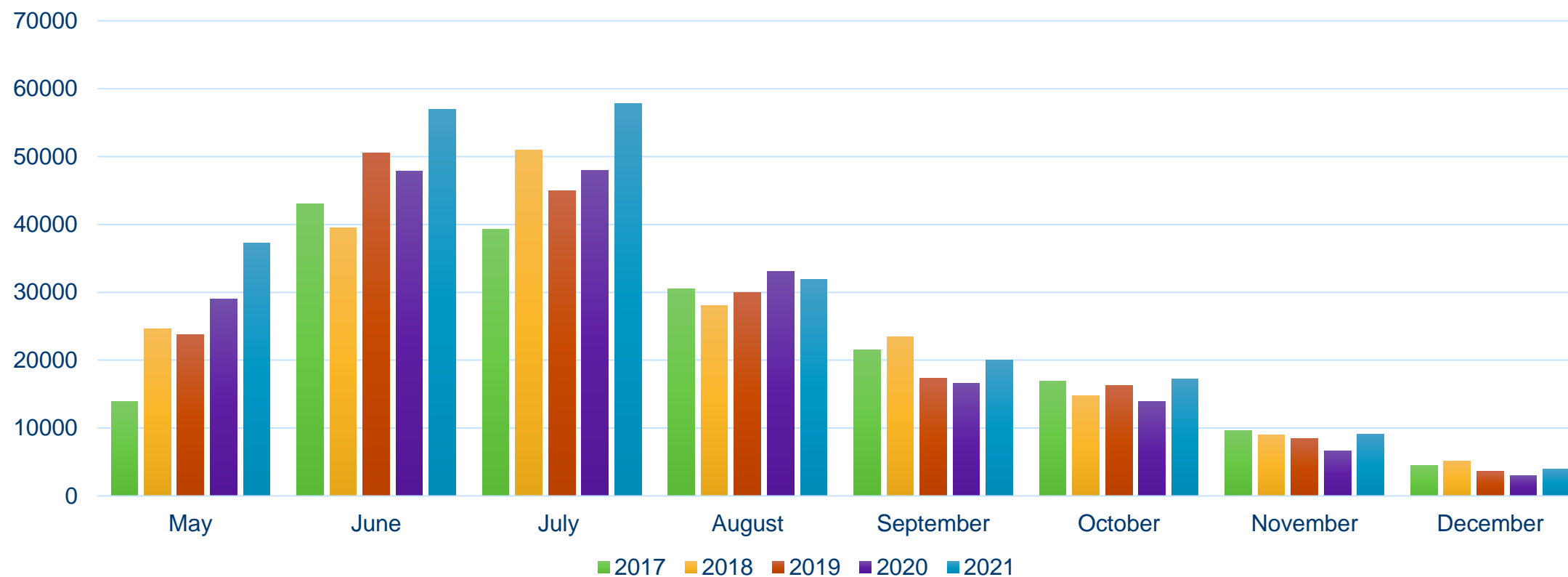


Medical schools receive letters electronically, on a rolling basis after an application is verified

aamc.org/amcasletters



Letters of Evaluation

Letters of Evaluation Received, 2017AY – 2021AY



AMCAS Letter Writer Application

American Medical College
Application Service

  AAMC

Letter Writer Application

Welcome to the AMCAS Letter Writer Application

Login

If you have an AAMC account, please click the "Login" button below.

Login [Forgot Password?](#)

-OR-

Register For a New Account

If you do not have an account, click the "Register" button below to proceed.

Register

About the AMCAS Letter Writer Application

The Letter Writer Application enables letter writers to upload PDF documents to AMCAS rather than send letters via the mail. Once the PDF document is uploaded to the Letter Writer Application and after the processing of the AMCAS application the documents are made available to the medical schools designated by the applicant. Please click 'Help' after logging into the Letter Writer Application for instructions on uploading letters, or click [HERE](#) for a link to our public site which also contains detailed instructions.

The AAMC has established a centralized set of guidelines for letter writers. Please be sure to review these guidelines at www.aamc.org/amcasletters when writing letters of recommendation for applicants to medical schools.

Need Help?

[Watch the Letter Writer Application video tutorial](#) to get started. [Send us an e-mail](#) using our online form.

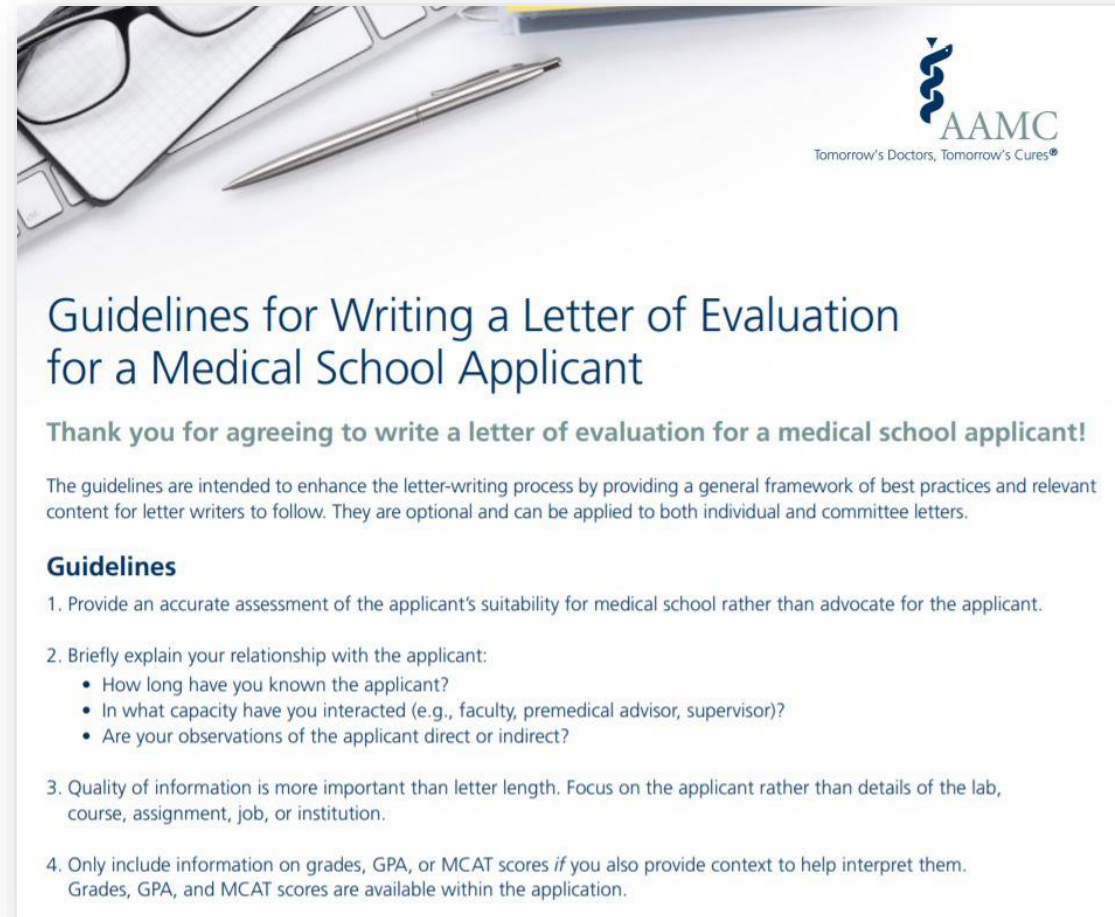
About AAMC User Accounts

All major AAMC applications, such as AIS, AMCAS, MCAT THx, and the Fee Assistance Program use the same usernames and passwords. If you have used one of these systems please enter that username and password in the boxes to the left. **Each user needs a separate AAMC account and you will need to register if you are uploading for an AMCAS applicant as you cannot use your applicant's/student's AAMC ID and password to upload documents.**

Note: Medical schools may require your letters to be on official letterhead and include your signature.

services.aamc.org/letterwriter/

Letter Writer Guidelines



Ask your letter writer to visit aamc.org/advisors to access the Guidelines for Writing a Letter of Evaluation for a Medical School Applicant

AAMC Fee Assistance Program



AAMC Fee Assistance Program

Aspiring physicians can save up to \$2,000



Reduced registration fee
for MCAT® exams



Free MCAT Official Prep Online-Only
Bundle, including the practice exams
and flashcards



Free subscription to the MSAR®
online database for up to two years



Waived AMCAS® application fee
for one submission with up to 20
medical school designations



Learn more about the Fee Assistance
Program at aamc.org/fap.



Benefits are NOT Retroactive



Program Eligibility

- U.S. citizen
- U.S. national
- Lawful permanent resident of the U.S. (also known as a green card holder)
- Granted refugee or asylee status by the U.S. government,
- Deferred Action for Childhood Arrivals (DACA) recipient
- Awaiting refugee or asylee status approval by the U.S. government and have a U.S. Employment Authorization Document (EAD card)



Program Eligibility

- Tied to U.S. Department of Health and Human Services' poverty level guidelines
- Requires parental financial information and supporting tax documentation



Income Eligibility

	Income Guidelines		
Family Size	Contiguous States, District of Columbia & U.S. Territories	Alaska	Hawaii
1	\$51,040	\$63,800	\$58,720
2	\$68,960	\$86,200	\$79,320
3	\$86,880	\$108,600	\$99,920
4	\$104,800	\$131,000	\$120,520
5	\$122,720	\$153,400	\$141,120
6	\$140,640	\$175,800	\$161,720
7	\$158,560	\$198,200	\$182,320
8	\$176,480	\$220,600	\$202,920
8+	\$4,480 for each additional person	\$5,600 for each additional person.	\$5,150 for each additional person

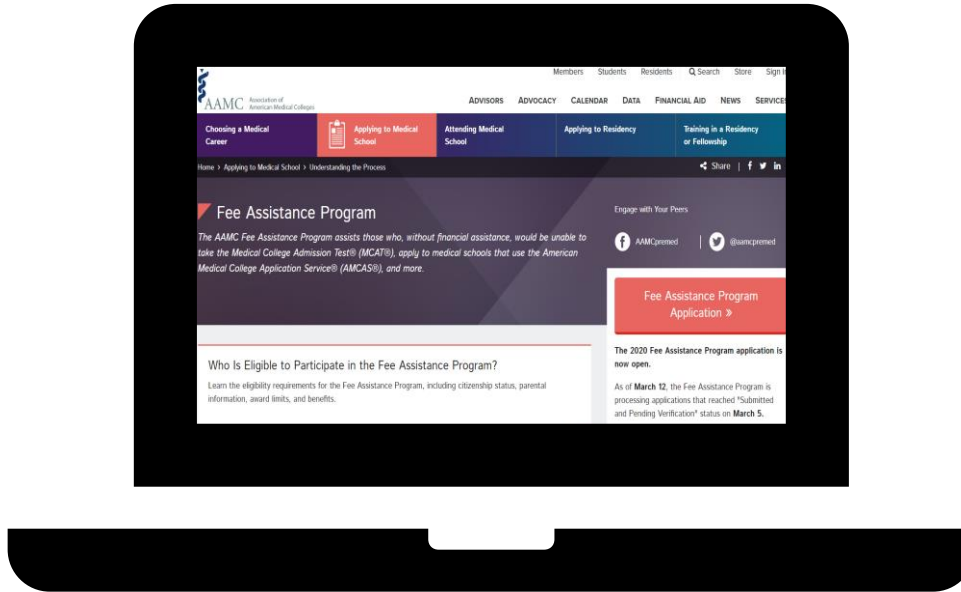
helped




- Waived secondary fees
 - Scholarships
- Interview expenses

aamc.org/howfaphelped

2021 Fee Assistance Program



aamc.org/fap

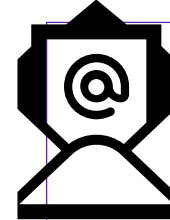


AAMC Fee Assistance Program

- What You Need to Apply
- *2021 Fee Assistance Program Essentials*
- Fee Assistance Program FAQ's



202-828-0600



fap@aamc.org



@AMCASIinfo

AAMC Premed Navigator

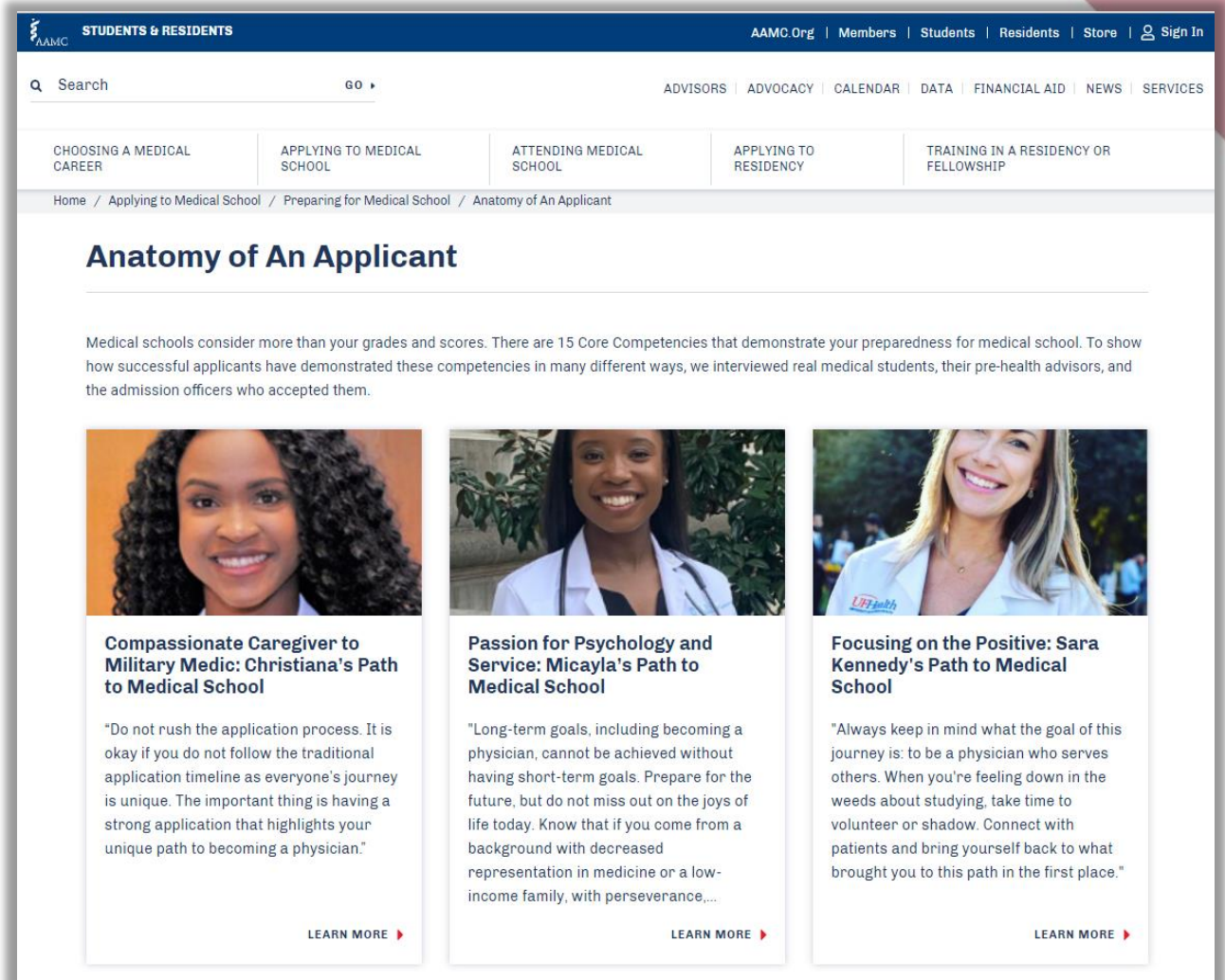
Monthly e-newsletter for applicants and helpful web content.

The screenshot shows the AAMC Premed Navigator website. The top navigation bar is dark blue with the AAMC logo and the text "STUDENTS & RESIDENTS". To the right are links for "AAMC.Org", "Members", "Students", "Residents", "Store", and "Sign In". Below this is a search bar with a magnifying glass icon and a "GO" button. A secondary navigation bar contains links for "ADVISORS", "ADVOCACY", "CALENDAR", "DATA", "FINANCIAL AID", "NEWS", and "SERVICES". A horizontal menu below that lists five categories: "CHOOSING A MEDICAL CAREER", "APPLYING TO MEDICAL SCHOOL", "ATTENDING MEDICAL SCHOOL", "APPLYING TO RESIDENCY", and "TRAINING IN A RESIDENCY OR FELLOWSHIP". The breadcrumb trail reads "Home / Premed Navigator / Premed Navigator". The main heading "Premed Navigator" is followed by a paragraph: "Guiding you on your path to medical school. The AAMC Premed Navigator features important topics, resources, tips, and key dates for aspiring physicians. Subscribe to receive updates each month right to your inbox." Below this is a "SERVICES" section with a dropdown menu currently set to "All" and a search bar with a "GO" button. A status line indicates "Viewing 1 - 15 of 673". The content area features three cards: 1) "AAMC SJT Eligibility and Registration" with text about the exam being offered online from June to September 2021, and a "LEARN MORE" link. 2) "Paying for Medical School" with text about financial aid options, and a "LEARN MORE" link. 3) "Prepare for the AAMC SJT exam" with text about free resources, and a "LEARN MORE" link.

students-residents.aamc.org/navigator

Anatomy of an Applicant

- Core Competencies
- Student Profiles



STUDENTS & RESIDENTS AAMC.Org | Members | Students | Residents | Store | Sign In

Search GO


ADVISORS | ADVOCACY | CALENDAR | DATA | FINANCIAL AID | NEWS | SERVICES

CHOOSING A MEDICAL CAREER | APPLYING TO MEDICAL SCHOOL | ATTENDING MEDICAL SCHOOL | APPLYING TO RESIDENCY | TRAINING IN A RESIDENCY OR FELLOWSHIP

Home / Applying to Medical School / Preparing for Medical School / Anatomy of An Applicant

Anatomy of An Applicant


Medical schools consider more than your grades and scores. There are 15 Core Competencies that demonstrate your preparedness for medical school. To show how successful applicants have demonstrated these competencies in many different ways, we interviewed real medical students, their pre-health advisors, and the admission officers who accepted them.



Compassionate Caregiver to Military Medic: Christiana's Path to Medical School

"Do not rush the application process. It is okay if you do not follow the traditional application timeline as everyone's journey is unique. The important thing is having a strong application that highlights your unique path to becoming a physician."


LEARN MORE



Passion for Psychology and Service: Micayla's Path to Medical School

"Long-term goals, including becoming a physician, cannot be achieved without having short-term goals. Prepare for the future, but do not miss out on the joys of life today. Know that if you come from a background with decreased representation in medicine or a low-income family, with perseverance,...."

LEARN MORE



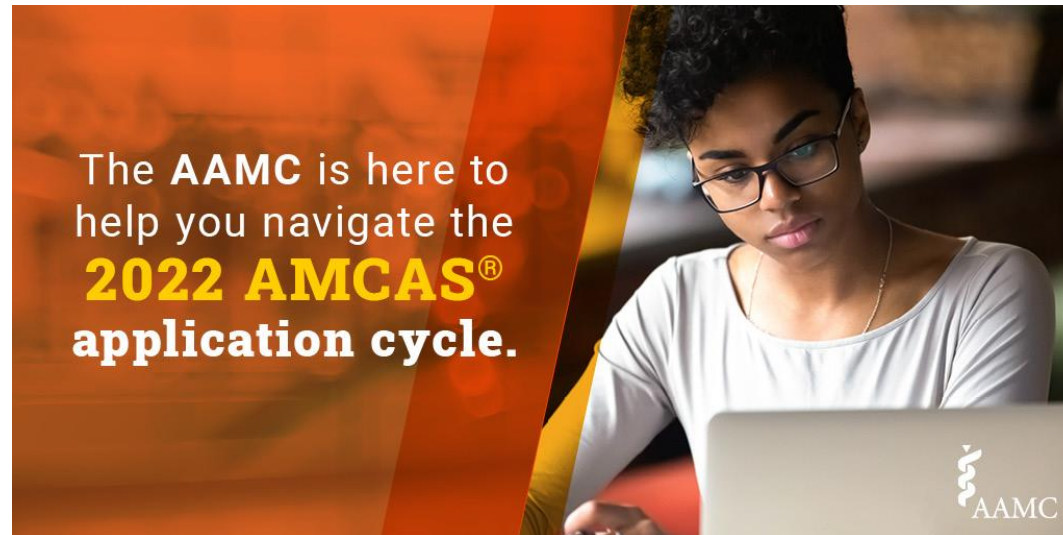
Focusing on the Positive: Sara Kennedy's Path to Medical School

"Always keep in mind what the goal of this journey is: to be a physician who serves others. When you're feeling down in the weeds about studying, take time to volunteer or shadow. Connect with patients and bring yourself back to what brought you to this path in the first place."

LEARN MORE

aamc.org/competencies

Contact Us



202-828-0600



AMCAS Contact us



@AMCASinfo

Good luck!



Please fill out the survey and tell us what you thought about this webinar!