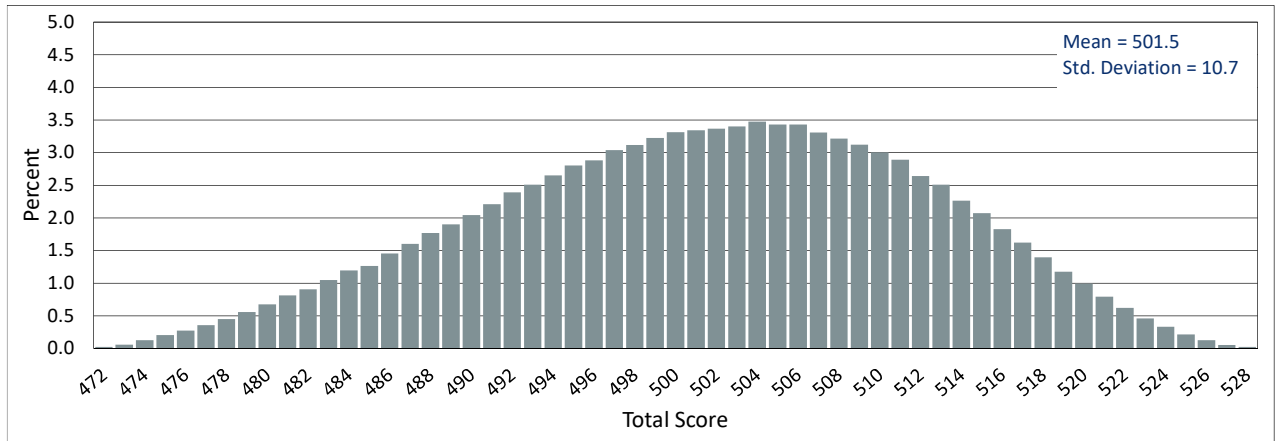


Summary of MCAT Total and Section Scores

Percentile Ranks in Effect May 1, 2021 – April 30, 2022

N = 281,468

MCAT Total



Total Score	Percentile Rank
472	<1
473	<1
474	<1
475	<1
476	1
477	1
478	1
479	2
480	3
481	4
482	4
483	6
484	7
485	8
486	9
487	11
488	13
489	15
490	17

Total Score	Percentile Rank
491	19
492	21
493	24
494	27
495	29
496	32
497	35
498	38
499	42
500	45
501	48
502	52
503	55
504	58
505	62
506	65
507	69
508	72
509	75

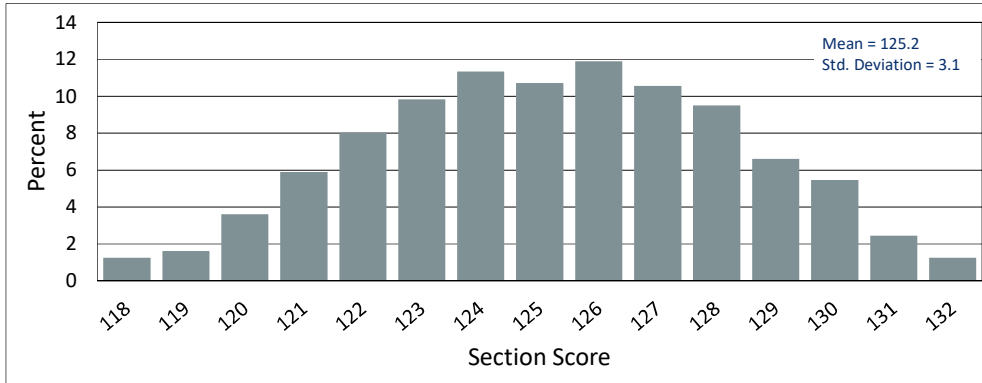
Total Score	Percentile Rank
510	78
511	81
512	84
513	86
514	88
515	90
516	92
517	94
518	95
519	96
520	97
521	98
522	99
523	99
524	100
525	100
526	100
527	100
528	100

Notes:

- The column labeled “Percentile Rank” provides the percentage of scores equal to or less than each score point. These percentile ranks are based on all MCAT results from the 2018, 2019, and 2020 testing years combined. For example, 72% of MCAT total scores were equal to or less than 508 across all exams administered in 2018, 2019, and 2020 combined.
- Updates to the percentile ranks will be made on May 1st each year.

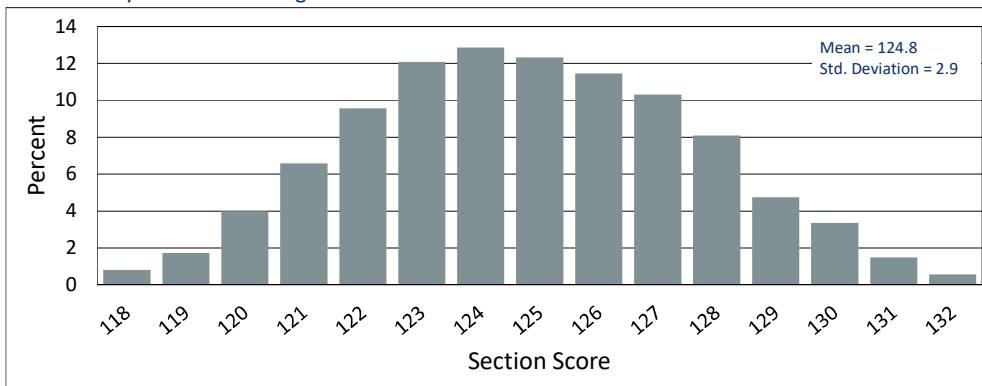
Summary of MCAT Total and Section Scores (Continued)
Percentile Ranks in Effect May 1, 2021 to April 30, 2022

Chemical and Physical Foundations of Biological Systems



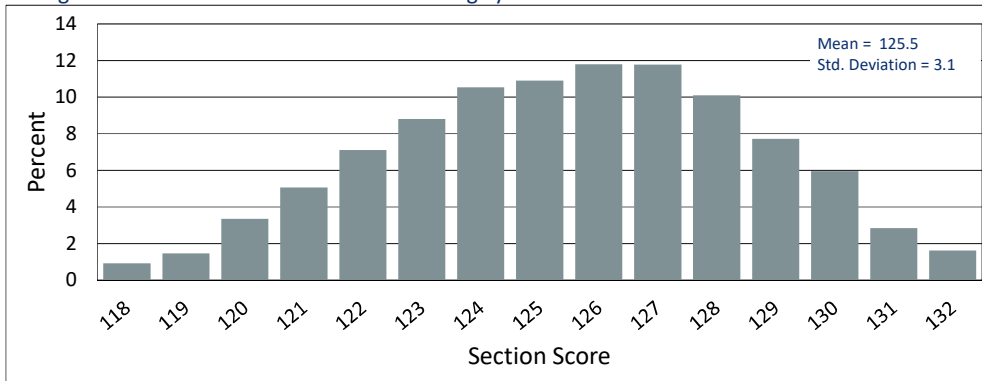
Section Score	Percentile Rank
118	1
119	3
120	6
121	12
122	20
123	30
124	42
125	52
126	64
127	75
128	84
129	91
130	96
131	99
132	100

Critical Analysis and Reasoning Skills



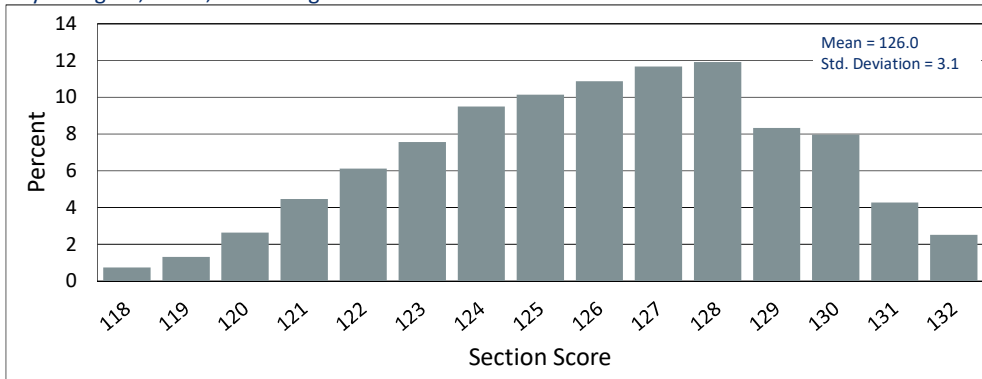
Section Score	Percentile Rank
118	1
119	3
120	7
121	13
122	23
123	35
124	48
125	60
126	71
127	82
128	90
129	95
130	98
131	99
132	100

Biological and Biochemical Foundations of Living Systems



Section Score	Percentile Rank
118	1
119	2
120	6
121	11
122	18
123	27
124	37
125	48
126	60
127	72
128	82
129	90
130	96
131	98
132	100

Psychological, Social, and Biological Foundations of Behavior



Section Score	Percentile Rank
118	1
119	2
120	5
121	9
122	15
123	23
124	32
125	42
126	53
127	65
128	77
129	85
130	93
131	97
132	100