

Supporting Applicants through the 2022 AMCAS Application Cycle

Candice Pantor
Sr. Communications Specialist, AMCAS & AAMC Fee Assistance Program

Jena Wimsatt
Outreach Specialist, Services Communications

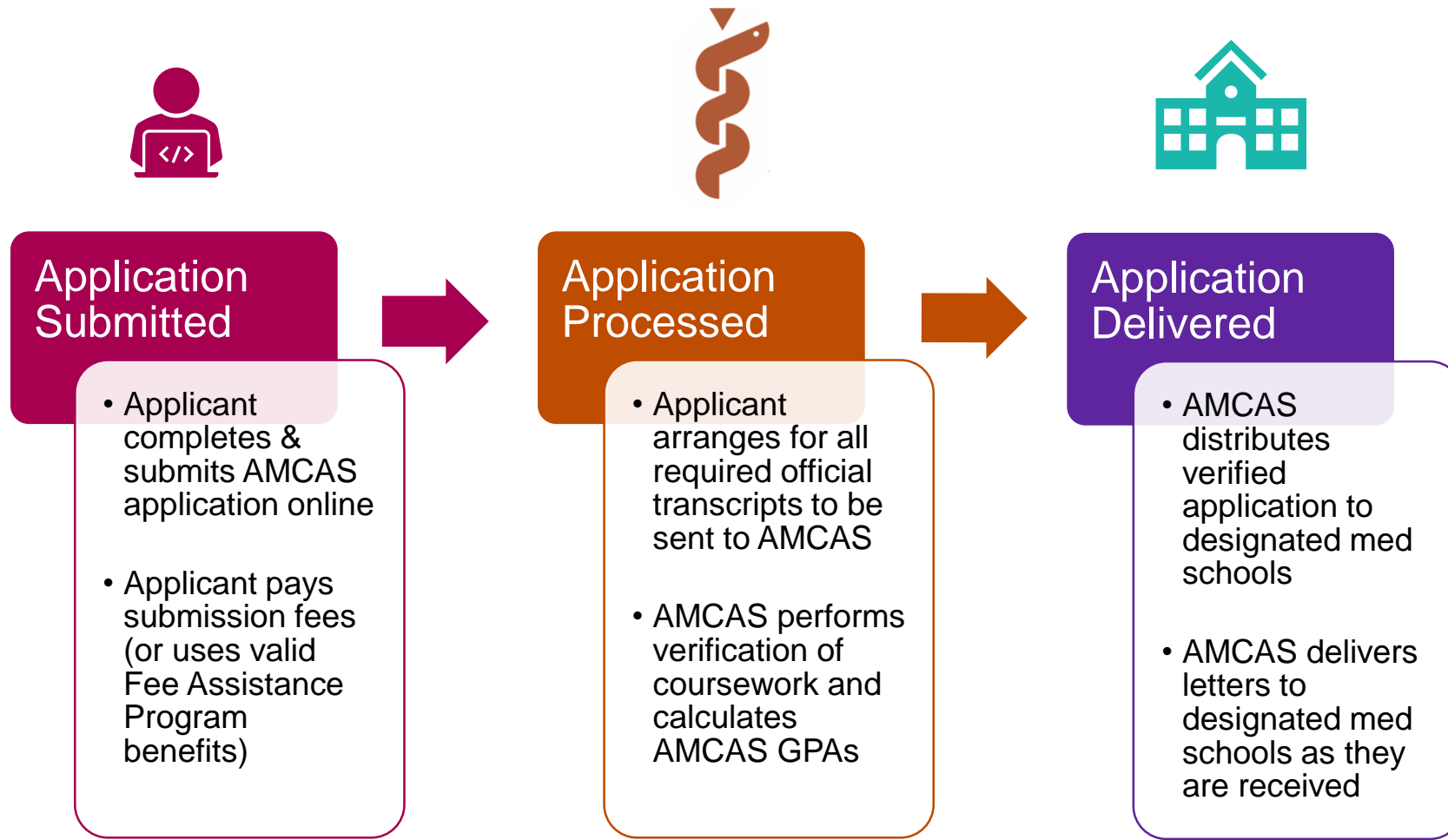


Association of
American Medical Colleges

Agenda


- AMCAS Application
- Verification
- After Submission
- AMCAS Letter Service
- The Advisor Information System (AIS)
 - Access and Reports
- The AAMC Advisor Hub
- Resources
- Q&A


How does AMCAS work?




aamc.org/advisors

aamc.org/amcas

 **STUDENTS & RESIDENTS**

AAMC.Org | Members | Students | Residents | Store |  Sign In

 Search GO ▶


ADVISORS | ADVOCACY | CALENDAR | DATA | FINANCIAL AID | NEWS | SERVICES

CHOOSING A MEDICAL CAREER | APPLYING TO MEDICAL SCHOOL | ATTENDING MEDICAL SCHOOL | APPLYING TO RESIDENCY | TRAINING IN A RESIDENCY OR FELLOWSHIP

Home / Applying to Medical School / Understanding the Process / Applying to Medical School with AMCAS®


Applying to Medical School with AMCAS®

The American Medical College Application Service® (AMCAS®) is the AAMC's centralized medical school application processing service. Most U.S. medical schools use AMCAS as the primary application method for their first-year entering classes.




AMCAS® Sign In ▶


ALERTS

 The 2022 AMCAS application will open on May 3 under normal operations. [Learn more.](#)

READ ▶

Connect with AMCAS®

 @AMCASinfo

 AMCASinfo

Contact AMCAS®

[Send us a message.](#)

Coronavirus (COVID-19) and AMCAS

Attention: 2022 AMCAS Cycle Update The AAMC has been working closely with the medical school admissions and pre-health advisor communities to consider the impacts on applicants due to coronavirus (COVID-19). Medical schools are aware of the many

 AAMC

2022 Application Dates

Date*	Event
April 7	2022 AMCAS resources available
May 3	AMCAS application opens
May 27	AMCAS application submission begins
June 25	Initial transmission of application data to medical schools
August 2	Early Decision Program deadline
Sept.-Dec.	Application deadlines

Application Deadlines

- Application must be submitted by 11:59 p.m. ET of the deadline date
- Transcript deadlines must be received by AMCAS within 14 calendar days of the application deadline date
- Must be received by August 1 for early decision applicants
- Visit www.aamc.org/amcasdeadlines

*Dates subject to change

2022 AMCAS Participation

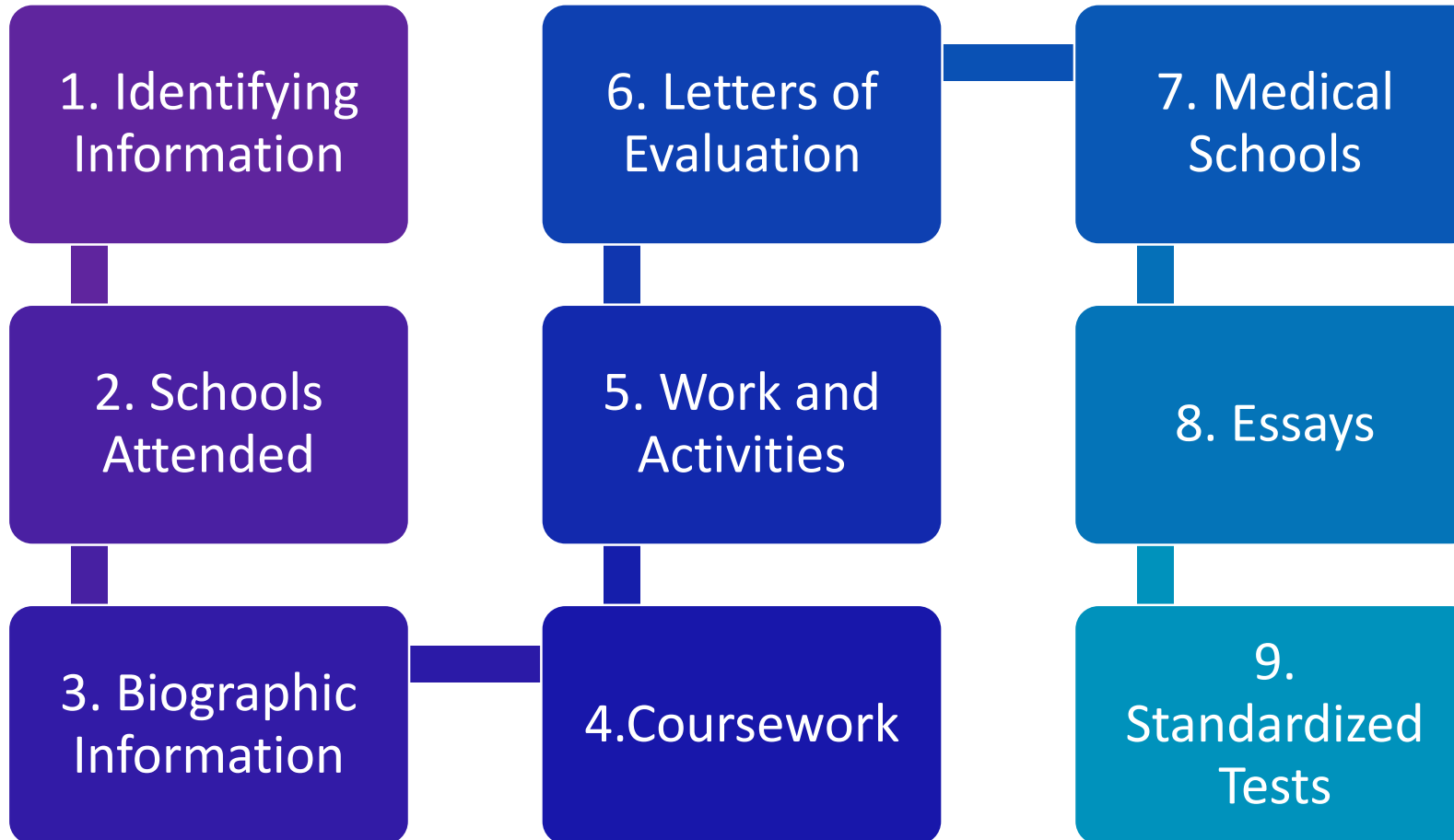
Tentative 2022 Participation	
Application	152 Schools/Programs All MD granting schools in the United States with the exception of MD programs at Texas public schools
AMCAS Letters	152 Schools/Programs
Criminal Background Checks	129 Schools/Programs

2022 AMCAS Application Fees:

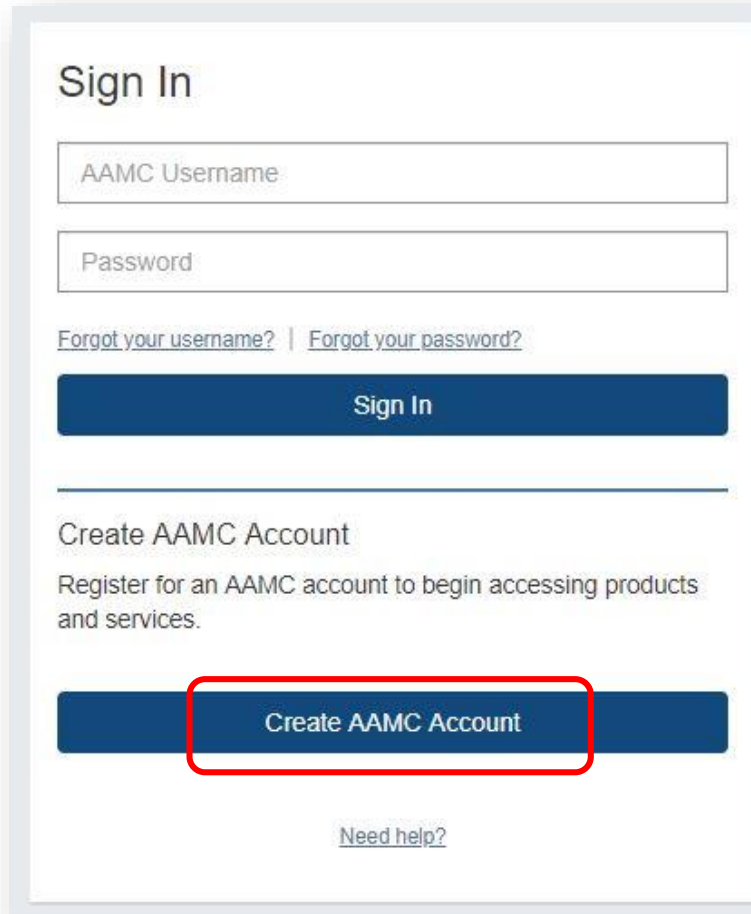
- \$170 processing fee (includes one school designation)
- \$42 for each additional school

aamc.org/amcas

The AMCAS Application



Accessing the Application



Sign In

AAMC Username

Password

[Forgot your username?](#) | [Forgot your password?](#)

Sign In

Create AAMC Account

Register for an AAMC account to begin accessing products and services.

Create AAMC Account

[Need help?](#)

AAMC Registration

Create Account

1 2

1 Personal Information
Please complete the fields below.

Email

Enter Email

Confirm Email

Re-Enter Email Address

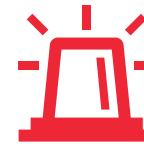
Prefix (optional)

Select Prefix

First Name

Enter First Name

Middle (optional)



Applicants should only
complete registration if
they do not have an
AAMC ID

My AAMC Profile

My AAMC Profile

AAMC ID
21213286

Save & Continue to Application

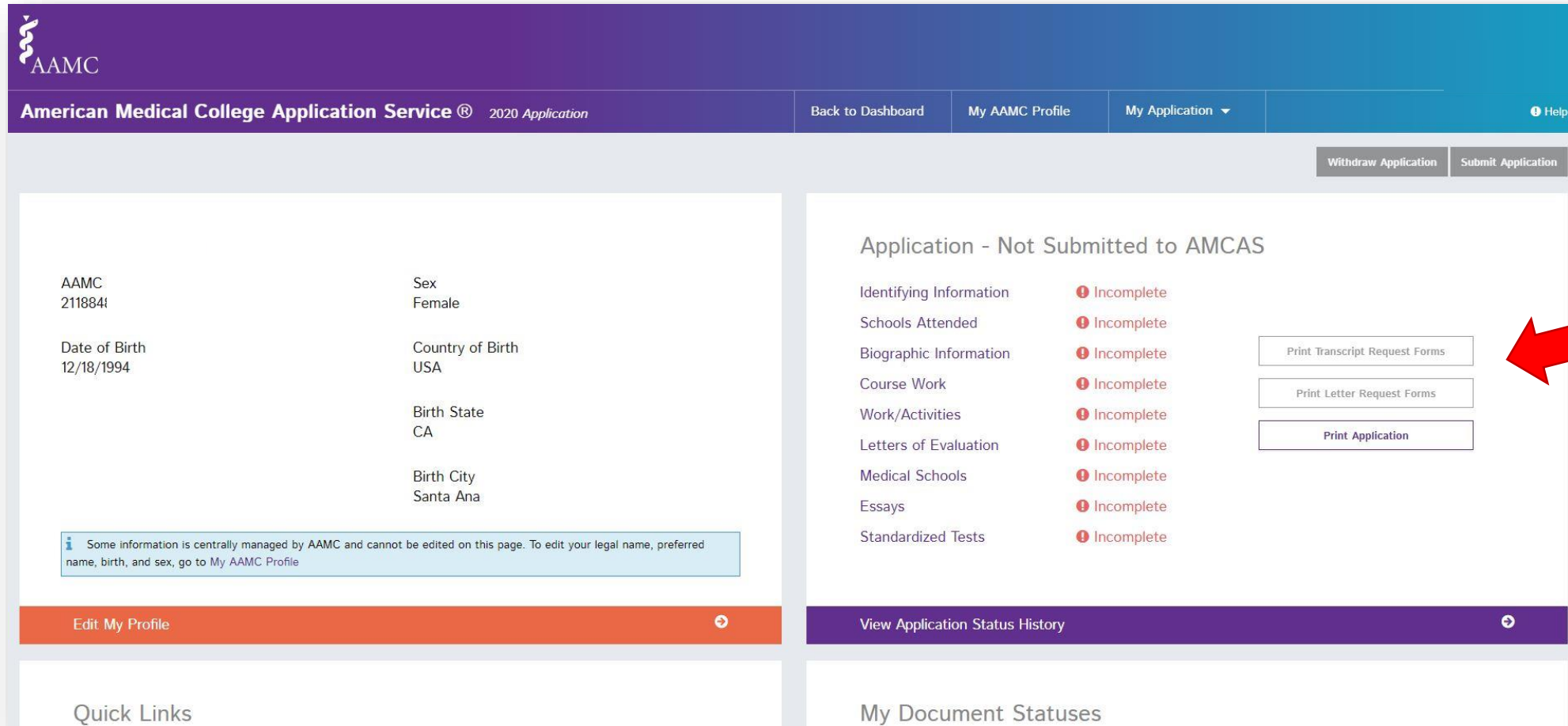
Name

Prefix Select Prefix ▼	First Name (required) Tim
Middle Name Middle Name	Last Name (required) Brown
Generational Suffix Select Suffix ▼	

Legal Name

Legal First Name (required) Timothy	Legal Middle Name Legal Middle Name
Legal Last Name (required) Brown	Legal Generational Suffix Select Suffix ▼

AMCAS Main Menu



The screenshot displays the AMCAS Main Menu interface. At the top, a purple header bar contains the AAMC logo and the text "American Medical College Application Service® 2020 Application". To the right of the header are navigation links: "Back to Dashboard", "My AAMC Profile", "My Application" (with a dropdown arrow), and "Help". Below the header, a light blue bar contains "Withdraw Application" and "Submit Application" buttons. The main content area is divided into two columns. The left column displays user information: AAMC ID (211884), Sex (Female), Date of Birth (12/18/1994), Country of Birth (USA), Birth State (CA), and Birth City (Santa Ana). Below this is a blue box with an information icon and text stating that some information is centrally managed by AAMC and cannot be edited on this page. At the bottom of the left column is an orange "Edit My Profile" button with a right arrow. The right column is titled "Application - Not Submitted to AMCAS" and lists various application sections, each with an "Incomplete" status indicated by a red exclamation mark icon: Identifying Information, Schools Attended, Biographic Information, Course Work, Work/Activities, Letters of Evaluation, Medical Schools, Essays, and Standardized Tests. To the right of this list are three buttons: "Print Transcript Request Forms", "Print Letter Request Forms", and "Print Application". A large red arrow points to the "Print Application" button. At the bottom of the right column is a purple "View Application Status History" button with a right arrow. The footer of the page is divided into two sections: "Quick Links" on the left and "My Document Statuses" on the right.

AAMC
American Medical College Application Service® 2020 Application

Back to Dashboard My AAMC Profile My Application Help

Withdraw Application Submit Application

AAMC
211884

Sex
Female

Date of Birth
12/18/1994

Country of Birth
USA

Birth State
CA

Birth City
Santa Ana

Some information is centrally managed by AAMC and cannot be edited on this page. To edit your legal name, preferred name, birth, and sex, go to My AAMC Profile

Edit My Profile

Application - Not Submitted to AMCAS

Identifying Information **Incomplete**

Schools Attended **Incomplete**

Biographic Information **Incomplete**

Course Work **Incomplete**

Work/Activities **Incomplete**

Letters of Evaluation **Incomplete**

Medical Schools **Incomplete**

Essays **Incomplete**

Standardized Tests **Incomplete**

Print Transcript Request Forms

Print Letter Request Forms

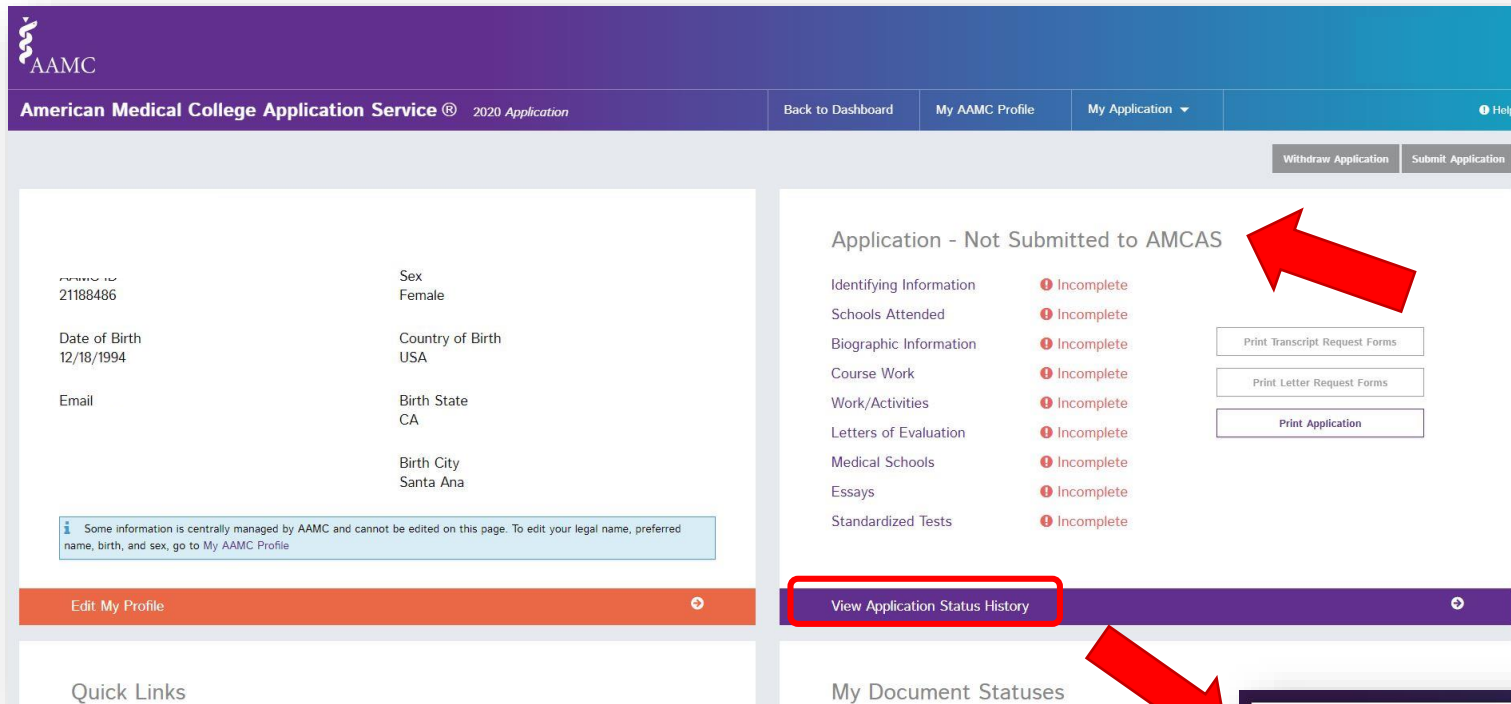
Print Application

View Application Status History

Quick Links

My Document Statuses

AMCAS Main Menu



The screenshot shows the AMCAS main menu. At the top is a purple header with the AMCAS logo and navigation links: 'Back to Dashboard', 'My AMC Profile', 'My Application', and 'Help'. Below the header, there are buttons for 'Withdraw Application' and 'Submit Application'. The main content area is divided into two columns. The left column contains personal information: 'AMCAS ID: 21188486', 'Sex: Female', 'Date of Birth: 12/18/1994', 'Country of Birth: USA', 'Email', 'Birth State: CA', and 'Birth City: Santa Ana'. Below this is a note: 'Some information is centrally managed by AMCAS and cannot be edited on this page. To edit your legal name, preferred name, birth, and sex, go to My AMC Profile'. The right column is titled 'Application - Not Submitted to AMCAS' and lists various sections, all marked as 'Incomplete': 'Identifying Information', 'Schools Attended', 'Biographic Information', 'Course Work', 'Work/Activities', 'Letters of Evaluation', 'Medical Schools', 'Essays', and 'Standardized Tests'. To the right of these sections are buttons for 'Print Transcript Request Forms', 'Print Letter Request Forms', and 'Print Application'. At the bottom of the main content area, there are two buttons: 'Edit My Profile' and 'View Application Status History'. A red arrow points to the 'View Application Status History' button.

AMCAS
American Medical College Application Service® 2020 Application

Back to Dashboard My AMC Profile My Application Help

Withdraw Application Submit Application

Application - Not Submitted to AMCAS

Identifying Information Incomplete
Schools Attended Incomplete
Biographic Information Incomplete
Course Work Incomplete
Work/Activities Incomplete
Letters of Evaluation Incomplete
Medical Schools Incomplete
Essays Incomplete
Standardized Tests Incomplete

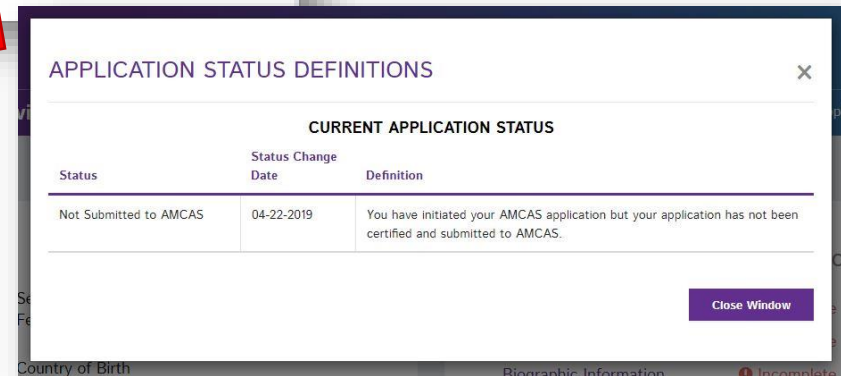
Print Transcript Request Forms
Print Letter Request Forms
Print Application

AMCAS ID: 21188486
Sex: Female
Date of Birth: 12/18/1994
Country of Birth: USA
Email
Birth State: CA
Birth City: Santa Ana

Some information is centrally managed by AMCAS and cannot be edited on this page. To edit your legal name, preferred name, birth, and sex, go to My AMC Profile

Edit My Profile View Application Status History

Quick Links My Document Statuses



The pop-up window is titled 'APPLICATION STATUS DEFINITIONS'. It contains a table with the heading 'CURRENT APPLICATION STATUS'. The table has three columns: 'Status', 'Status Change Date', and 'Definition'. There is one row of data showing the status 'Not Submitted to AMCAS' with a change date of '04-22-2019' and a definition: 'You have initiated your AMCAS application but your application has not been certified and submitted to AMCAS.' A 'Close Window' button is located at the bottom right of the pop-up.

CURRENT APPLICATION STATUS		
Status	Status Change Date	Definition
Not Submitted to AMCAS	04-22-2019	You have initiated your AMCAS application but your application has not been certified and submitted to AMCAS.

Close Window

AMCAS Main Menu

Edit My Profile

Quick Links

Academic Change Request

Update Advisor Release

[Learn more about the AAMC Fee Assistance Program »](#)

[View AMCAS Participating Medical Schools and Deadlines »](#)

[Find AMCAS resources on the Tools and Tutorials page »](#)

[Visit the AMCAS website »](#)

[Medical School Admission Requirements \(MSAR\) »](#)

Follow us on Twitter

View Application Status History

My Document Statuses

Transcripts (0)


You have no transcripts attached to your application

Letters of Evaluation (0)

You have no letters attached to your application

View All Document Statuses

Identifying Information



American Medical College Application Service® 2020 Application

My AAMC Profile Main Menu My Application ▾ Help

Identifying Information Schools Attended Biographic Information Course Work Work/Activities Letters of Evaluation Medical Schools Essays Standardized Tests

Save Save & Continue >

✓ Legal Name*

✓ Preferred Name*

Alternate Names

ID Numbers

✓ Birth & Sex*

Some information is centrally managed by AAMC and cannot be edited on this page. To edit your legal name, preferred name, birth, and sex, go to My AAMC Profile

Legal Name

Salutation
Select Salutation ▾

Medical schools will send you correspondence, and often prefer salutation and properly cased name (e.g. Mr. John Smith)

First Name*
Dejanira

Middle Name

Last Name*
Cruz

Suffix
Select Suffix ▾

To edit your Legal Name, go to My AAMC Profile

Preferred Name

Salutation

Schools Attended

Add College

Country *

Select Country

Program Type *

Select Program Type

Start Date *

MM/YYYY

End Date *

MM/YYYY

Other Options

☐ Summer School Only

☐ Study Abroad Program

Advisor Release

The school-designated advisor(s) have met AMCAS-established requirements and are bound by confidentiality. Information transferred includes your personal/demographic information, work/activity information, credit hours, MCAT scores, GPAs, the names and types of your recommenders, the names of any other schools you have attended, the medical schools to which you have applied and what action those schools have taken, and the status of your application with AMCAS. Additionally, if you applied for fee assistance through the AAMC Fee Assistance Program, and in your fee assistance application agreed to release award information to your health professions advisor this information will be made available along with your application information.

Do you authorize AMCAS to release your application information to the school-designated advisor(s) at this institution? *

☐ Yes

☐ No

Schools Attended

Transcript Request

i Note: One official transcript is required from each U.S., U.S. Territorial, or Canadian post-secondary institution at which you have attempted course work, regardless of whether credit was earned.

If you click Yes, you must have an official transcript sent to AMCAS by the Registrar's Office of the institution.

If you click No, this means that you are submitting a Transcript Exception Request and does not preclude you from transcript requirements. AMCAS will review your request and notify you if your Transcript Exception is not granted. This may result in delays for processing your application.

Does AMCAS require an official transcript from this school? Generally, a transcript is required. [Please review this additional information](#) if you need assistance in determining if a transcript is required. *

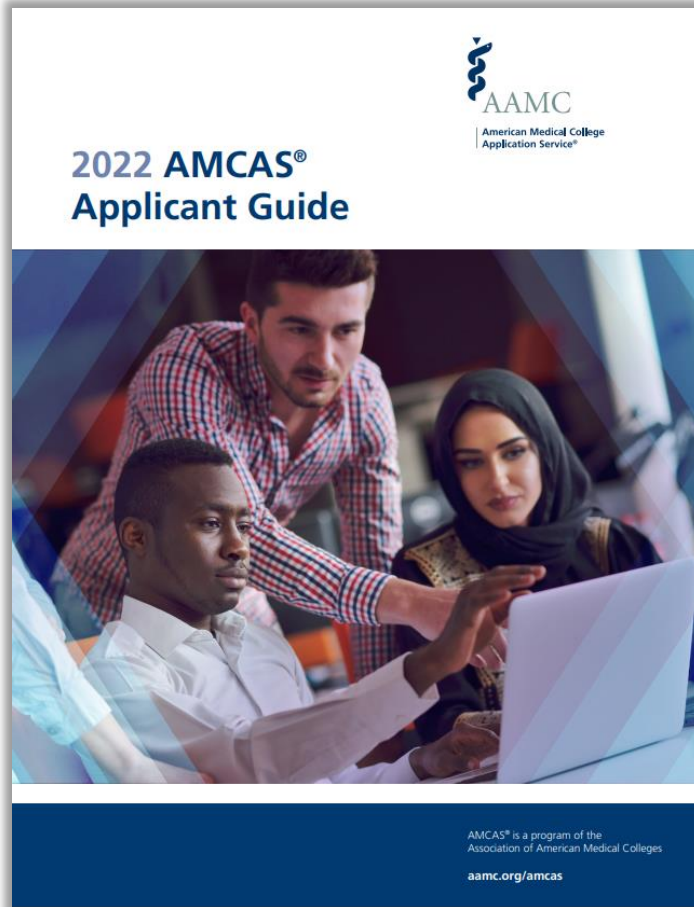
☒ Yes

☐ No


Cancel

Save

Schools Attended



Biographic Information



American Medical College Application Service® 2020 Application

My AAMC Profile Main Menu My Application ▾ Help

Identifying Information Schools Attended **Biographic Information** Course Work Work/Activities Letters of Evaluation Medical Schools Essays Standardized Tests

« Back Save Save & Continue »

Some information is centrally managed by AAMC and cannot be edited on this page. To edit your preferred email address, and citizenship, go to My AAMC Profile

✗ Preferred Address*

Permanent Address*

Alternate Contact

✓ Citizenship*

Legal Residence*

Self Identification

Languages*

Childhood Information*

Military Service*

Military Discharge*

Felony*

Misdemeanor*

Disadvantaged Status*

Parents and Guardians*

Siblings*

Dependents*

Preferred Address

Country *

Select Country ▾

Address 1 *

Street number and name

Address 2


Apt No., Suite No., Building No. etc

City*

Day Phone *

Evening Phone

Coursework



AAMC

American Medical College Application Service® 2020 Application

My AAMC Profile Main Menu My Application ▼ Help

Identifying Information Schools Attended Biographic Information **Course Work** Work/Activities Letters of Evaluation Medical Schools Essays Standardized Tests

« Back Save & Continue »

Course Work*

Course Work

You must enter all of the courses you took at each school. Prior to entering your coursework, you are encouraged to watch some brief tutorials that will guide you through the process of entering your coursework. Click on the links below to learn about the process of entering coursework:

- ▶ Watch Basic Coursework Tutorial
- ▶ Watch AP Coursework/Credit Tutorial
- ▶ Watch Current and Future Coursework Tutorial (where you have not yet earned a grade)
- ▶ Watch Study Abroad Coursework Tutorial

Please review additional information about coursework in the AMCAS Applicant Guide.

i If you do not need to enter coursework for any of your schools attended, please select None for the applicable school(s). In order for AMCAS to process your application, all required coursework must be entered. Please refer to the AMCAS Applicant Guide for more information about entering coursework.

Coursework



Applicants should use an official transcript to complete this section.

Add Course

Please be sure to enter all course(s) in the correct academic year, academic term, and year in school to avoid delays in application processing time.

Reminder: The AMCAS year begins with summer and ends with spring. Courses taken in the summer should be entered with the next academic year, even if your institution considers them in the previous academic year. For example, if you took a course in the first summer session of 2016, you should enter it as the 2016–2017 academic year, even if your school considers it in the 2015–2016 academic year.

Academic Year *

Select Year

Academic Term *

Select Academic Term

Year in School *

Select Year In School

Course Number *

Please enter course number

Course Name *

Please enter course name

Course Classification *

Please review additional information about Course Classification in the [AMCAS Applicant Guide](#).

Select Course Classification

Although an asterisk does not appear next to Transcript Grade and Credit Hours indicating these fields are required, you must complete these fields if the information appears on your official transcript.

In certain cases, it may be appropriate to leave these fields blank. Please review the coursework section of the [AMCAS Applicant Guide](#) for more information. Failure to include required grades and credit hours may result in application processing delays, missed

Work/Activities

Add Work/Activities

Experience Type *
Select Experience Type

Experience Name *

Indicate the total number of hours that you spent completing (or expect to complete) this work experience or activity during the date range that you indicate. If this is a repeated experience, enter the total number of hours for each date range you provide.

Start Date *
Select Month
Select Years

End Date *
Select Month
Select Years

Total Hours *

Repeated *
☐ Yes
☐ No

Organization Name

Country
Select Country

City

Contact Title *

Contact First Name *
Contact Last Name *

- Maximum of 15 entries
Applicants can enter 3 additional date ranges for repeated activities
- Maximum of 3 “Most Meaningful”

Most Meaningful Experience Summary *

This is your opportunity to summarize why you have selected this experience as one of your most meaningful. In your remarks, you might consider the transformative nature of the experience: the impact you made while engaging in the experience and the personal growth you experienced as a result of your participation.

1325 characters left of 1325

Cancel Save & Add Another Save

Letters of Evaluation

Add Letter of Evaluation/Recommendation

Many medical schools determine whether or not an applicant has met their letter of evaluation/recommendation requirements by the type of letters they receive in support of an application. For example, a medical school may require a committee letter OR three individual letters in support of your application.

Please review the [AMCAS Applicant Guide](#) for more information about Letters of Evaluation.

Please identify the type of letter you wish to enter. If you are uncertain as to the type of letters provided by your school/institution, please ask your pre-health advisor or career center prior to answering this question.

☐ Committee Letter:
A committee is a letter authored by a pre-health committee or pre-health advisor and intended to represent your institution's evaluation of you. A committee letter may or may not include additional letters written in support of your application. A Committee Letter is sometimes called a composite letter.

☐ Letter Packet:
A packet or set of letters assembled and distributed by your institution, often by the institution's career center.

☐ Individual Letter:
An individual letter refers only to a letter authored by, and representing, a single letter writer. **If you have already included an individual letter within either a committee letter or letter packet, you do not need to add a separate entry for the individual letter.**

Select a meaningful Letter Title, as you may need this title later to identify a letter. For example, if this letter were from the University Of X, with a primary contact of John Doe, and you intend to have this letter sent only to MD/PhD programs, you might create a title of "UX_Doe_MD_PhD".


Letter Title

Please enter a title for this letter

Cancel

Save

Applicants can submit their application **before** AMCAS receives their letters.



© Association of American Medical Colleges

Medical Schools

Add Medical School

Filters

State

Filter by State

Deadline

Filter by Deadline

Program Type

Filter by Program Type

Schools

School *

AMCAS School of Medicine

[View this school's MSAR profile](#)

Program

You may need **prior permission** from the medical school to select any of the following program types:


- Deferred/Delayed Matriculant
- Early Assurance
- Combined Bachelors/Medical Degree
- Other Special Program

Program *

☐ Regular M.D.

☐ Early Decision ("Applicants applying through the Early Decision program are NOT permitted to apply to other schools while under consideration for Early Decision. Interviews will begin on June 30, 2020. Admissions decisions will begin on July 9, 2020") (Restricted)

☐ Combined Medical Degree/Ph.D

The logo for the Association of American Medical Colleges (AAMC), featuring a stylized blue caduceus symbol to the left of the letters "AAMC" in a serif font.

© Association of American Medical Colleges

Essay

Personal Comments Essay




Some questions you may want to consider while drafting this essay are:

- Why have you selected the field of medicine?
- What motivates you to learn more about medicine?
- What do you want medical schools to know about you that hasn't been disclosed in another section of the application?

In addition, you may wish to include information such as:

- Special hardships, challenges or obstacles that may have influenced your educational pursuits
- Commentary on significant fluctuations in your academic record which are not explained elsewhere in your application

Personal Comments Essay

 Consider and write your Personal Comments carefully; many admissions committees place significant weight on this section. Make sure you proofread carefully because no changes may be made after you submit your application. What information should I consider including in my personal comments?

Use the space provided to explain why you want to go to medical school. *


I want to go to medical school|



5269 characters left of 5300

Essay

MD/PhD Essay

 Your response will only be forwarded to your designated MD/PhD program(s).

Please state your reasons for wishing to pursue the combined MD/PhD degree.*

Your response will only be forwarded to your designated MD/PhD program(s).

I really, really want to be a doctor!

2963 characters left of 3000

Significant Research Hours

Please enter your total hours of prior research experience.*

Standardized Tests

- ✓ MCAT® Scores
- MCAT® Exam Date *
- Other Tests *

MCAT® Scores

Note: Your MCAT scores have not been loaded yet.

MCAT® Exam Date

Medical schools need to know if they should expect future MCAT scores in support of your application. Do you want to include upcoming or recently taken MCAT exam dates? *

- ☐ Yes
- ☐ No

Applicants should indicate any future MCAT testing dates.

2021 Schedule for the Medical College Admission Test® (MCAT®)*						AAMC Medical College Admission Test	
						MCAT Admin	Score Release
JAN						Jan. 15	Feb. 2
FEB						Jan. 16	Feb. 2
MAR						Jan. 21	Feb. 9
APR						Jan. 25	Feb. 9
MAY						March 13	April 13
JUN						March 26	April 27
JUL						April 10	May 11
AUG						April 23	May 25
SEP						April 30	June 1
						May 1	June 1
						May 14	June 15
						May 15	June 15
						May 20	June 22
						May 28	June 29
						June 4	July 7
						June 18	July 20
						June 19	July 20
						June 26	July 27
						June 30	July 30
						July 17	Aug. 17
						July 22	Aug. 24
						July 30	Aug. 31
						Aug. 7	Sept. 8
						Aug. 13	Sept. 14
						Aug. 21	Sept. 21
						Aug. 26	Sept. 28
						Aug. 27	Sept. 28
						Sept. 2	Oct. 5
						Sept. 3	Oct. 5
						Sept. 10	Oct. 12
						Sept. 11	Oct. 12

*The highlighted dates above indicate the U.S. MCAT test dates.
For Canadian and international test dates, please visit students-residents.aamc.org/mcatregister.
Note: The MCAT exam is not offered in February or Oct.-December 2021.
Standard start times will be 7:30 a.m. and 3 p.m. each day.

@AAMC_MCAT

MCAT® is a program of the Association of American Medical Colleges
aamc.org/mcat

aamc.org/mcat

MCAT Scores

Score breakdowns and confidence bands will appear in the AMCAS application.



Certification Statements

Application Submission Process

PRE-SUBMISSION CHECKS

CERTIFICATION

PASSWORD

CBC

PAYMENT

SUBMISSION COMPLETE

CERTIFICATION STATEMENTS

In order to complete and submit your application, you must certify the following statements by checking each box and clicking the Agree button.

☐ I certify that the information in this application and associated materials is current, complete, and accurate to the best of my knowledge. *

☐ I certify that all written passages, such as the personal statement, essays required from M.D.-Ph.D. applicants and descriptions of work/activities, are my own and have not been written, in part or whole, by a third party. Quotations are permitted if the source is cited. *

☐ I have read, understand, and agree to comply with the [AMCAS Applicant Guide](#), including the provisions noting that I am responsible for monitoring and ensuring the progress of my application process, by checking the Main Menu of my application.*

☐ I understand that I am responsible for reviewing my application after AMCAS processing is complete. I am responsible for notifying AMCAS of any discrepancies resulting from the verification process by using the Academic Change Request process located in the Quick Links section of the Main Menu.*

☐ I have read, understand, and agree to comply with the [Application and Acceptance Protocols for Applicants](#), which set forth guidelines for ethical conduct during the application process, and define important application cycle dates. *

☐ AAMC investigates and may report to legitimately interested parties discrepancies in information, attempts to subvert the admission process, and any other irregular matter that occurs in connection with application activities. I understand and agree that the sole and exclusive remedy available to me to appeal or otherwise challenge the AAMC's decision to send an investigation report to legitimately interested parties shall be confidential, binding arbitration through written submissions only to the Washington, D.C. office of the American Arbitration Association under the expedited procedures for commercial matters. I understand that my failure to request in writing arbitration within 30 calendar days of receipt of an investigation report that has been approved by the AAMC for transmittal to interested parties will constitute an absolute bar and waiver of this exclusive remedy. I further understand that the sole issue for arbitration shall be whether the AAMC acted reasonably and in good faith in making its decision. *

☐ I understand that I am responsible for learning the admissions requirements, application policies, and due dates for each school to which I am applying, and that I am not eligible for a refund of AMCAS fees if I do not meet the admissions requirements of the medical schools to which I apply. *

Last step of application: certify data is accurate, submit, and pay processing fee.

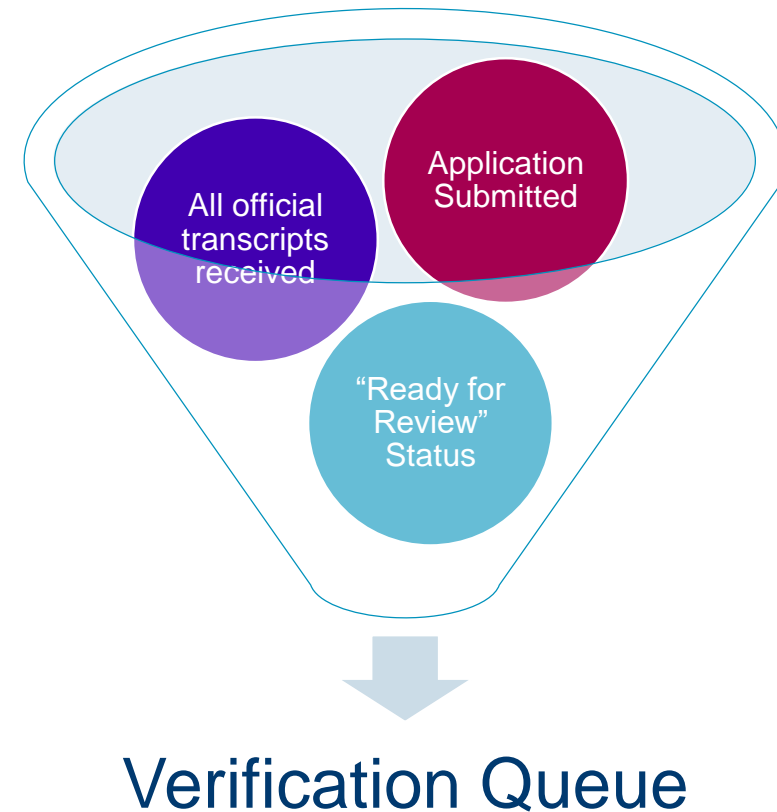
AMCAS Verification Process

Transcripts

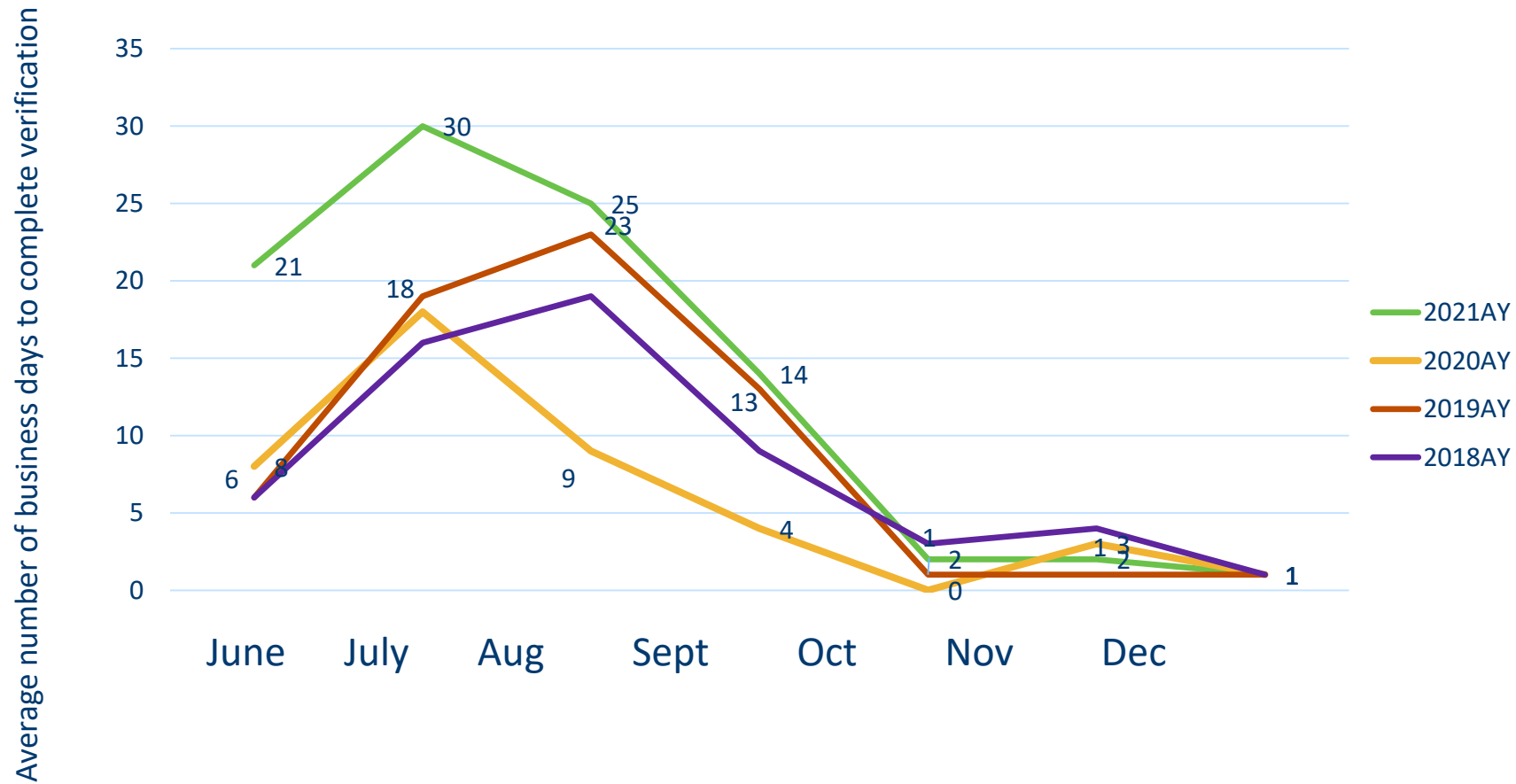
- All required official transcripts must be received before an application can join the verification queue
 - AMCAS accepts PDF eTranscripts from approved senders

Processing

- From date of **“Ready to Review”** application status, about 6 weeks
- Find processing on the AMCAS application sign in page



AMCAS Verification



Application Reminders

- Criminal Background Checks
- *Application and Acceptance Protocols for Applicants*



Criminal Background Checks

- Participating schools have checks run on accepted or waitlisted applicants
- Certiphi Screening, Inc. will notify applicants when the CBC has been initiated
- Applicants have 10 calendar days to review their report
- No additional charge to the applicant for this service

CBC Schedule

Application Status	CBC Procured
Accepted, Early Decision Program	Upon Acceptance
Accepted, Regular	After January 1
Alternate List	After May 15, by school's request only

Application and Acceptance Protocols for Applicants



The screenshot displays the AAMC website's navigation and content for the 'Application and Acceptance Protocols for Applicants' page. The top navigation bar includes the AAMC logo, 'STUDENTS & RESIDENTS', and links to 'AAMC.Org', 'Members', 'Students', 'Residents', 'Store', and 'Sign In'. A search bar is located below the navigation bar. The main navigation menu features links to 'ADVISORS', 'ADVOCACY', 'CALENDAR', 'DATA', 'FINANCIAL AID', 'NEWS', and 'SERVICES'. A secondary menu lists 'CHOOSING A MEDICAL CAREER', 'APPLYING TO MEDICAL SCHOOL', 'ATTENDING MEDICAL SCHOOL', 'APPLYING TO RESIDENCY', and 'TRAINING IN A RESIDENCY OR FELLOWSHIP'. The breadcrumb trail shows the path: 'Home / Applying to Medical School with AMCAS® / Application and Acceptance Protocols for Applicants'. The page title is 'Application and Acceptance Protocols for Applicants', with social sharing options for Facebook, Twitter, LinkedIn, and Email. The main content area contains two paragraphs of text. The first paragraph states that recommendations aim to ensure timely notification for MD and MD-PhD applicants and that these guidelines do not supersede individual school policies. The second paragraph outlines recommended steps for ensuring timely notification and protecting schools from unfilled positions, referring to these as 'Traffic Rules'. A right sidebar contains an 'AMCAS® Sign In' button and an 'ALERTS' section with a notification about the 2022 AMCAS application opening on May 3, with a 'READ' link.

STUDENTS & RESIDENTS AAMC.Org | Members | Students | Residents | Store | Sign In

Search GO

ADVISORS | ADVOCACY | CALENDAR | DATA | FINANCIAL AID | NEWS | SERVICES

CHOOSING A MEDICAL CAREER | APPLYING TO MEDICAL SCHOOL | ATTENDING MEDICAL SCHOOL | APPLYING TO RESIDENCY | TRAINING IN A RESIDENCY OR FELLOWSHIP

Home / Applying to Medical School with AMCAS® / Application and Acceptance Protocols for Applicants

Application and Acceptance Protocols for Applicants

SHARE: f t in e

Recommendations to help ensure that all MD and MD-PhD applicants receive timely notification about the outcome of their AMCAS® application. These guidelines are not intended to supersede the policies, timelines, or discretion of individual schools or programs. Each applicant is expected to become familiar with the procedures and requirements of each school to which they apply.

The following steps are recommended to help ensure that all MD and MD-PhD applicants receive timely notification about the outcome of their applications, and to protect schools and programs from having unfilled positions in their entering classes. These protocols are often referred to as "Traffic Rules" by admissions officers and prehealth advisors. Prospective applicants, their advisors, and admission staff at medical schools and programs should all be aware of these Application and Acceptance Protocols for applicants. An applicant's actions during the admissions process should be conducted in the spirit of professionalism and ethics expected of a future physician.

AMCAS® Sign In

ALERTS

The 2022 AMCAS application will open on May 3 under normal operations. [Learn more.](#)

READ

AMCAS Tools

- AMCAS Applicant Guide
- Application and Acceptance Protocols
- Video Tutorials
- Twitter
- @AMCASinfo



aamc.org/amcas

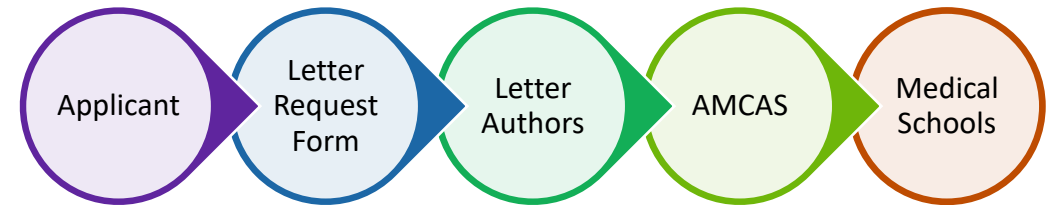
Agenda

- AMCAS Application
- Verification
- After Submission
- AMCAS Letter Service
- The Advisor Information System (AIS)
 - Access and Reports
- The AAMC Advisor Hub
- Resources
- Q&A

Letters of Evaluation

Submission Methods:

- AMCAS Letter Writer Application
- Interfolio

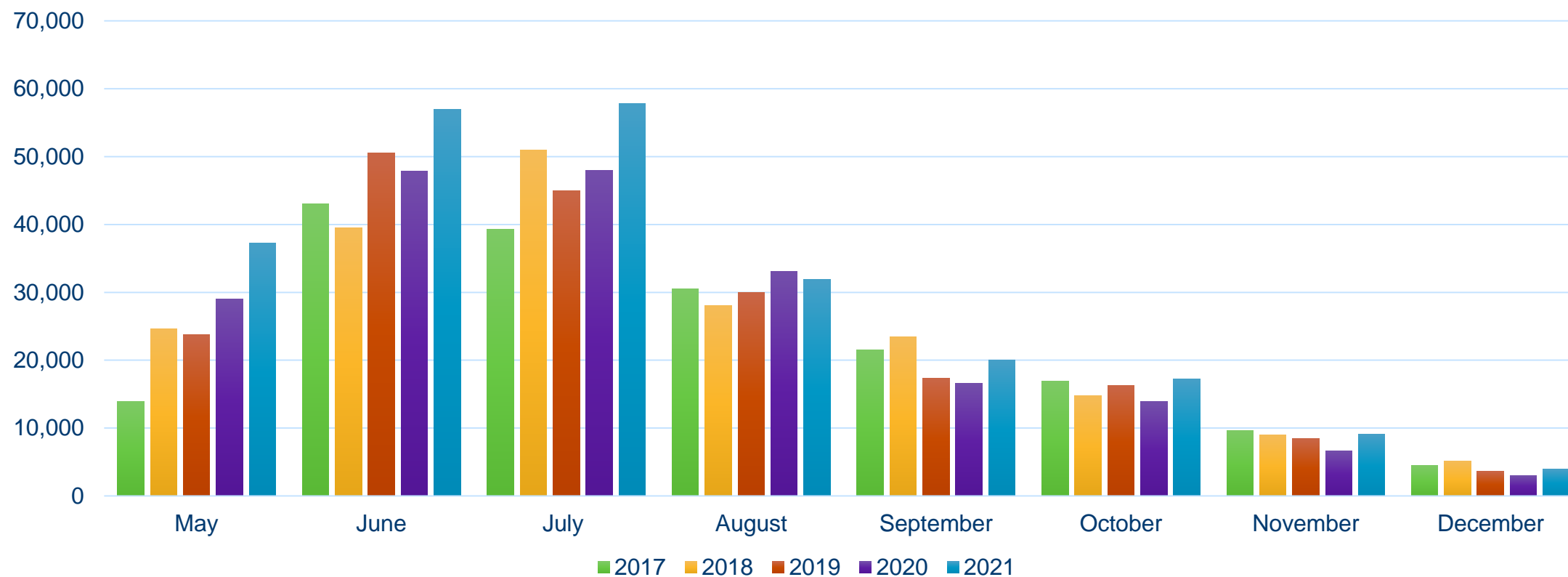


Medical schools receive letters electronically, on a rolling basis after an application is verified

www.aamc.org/amcasletters

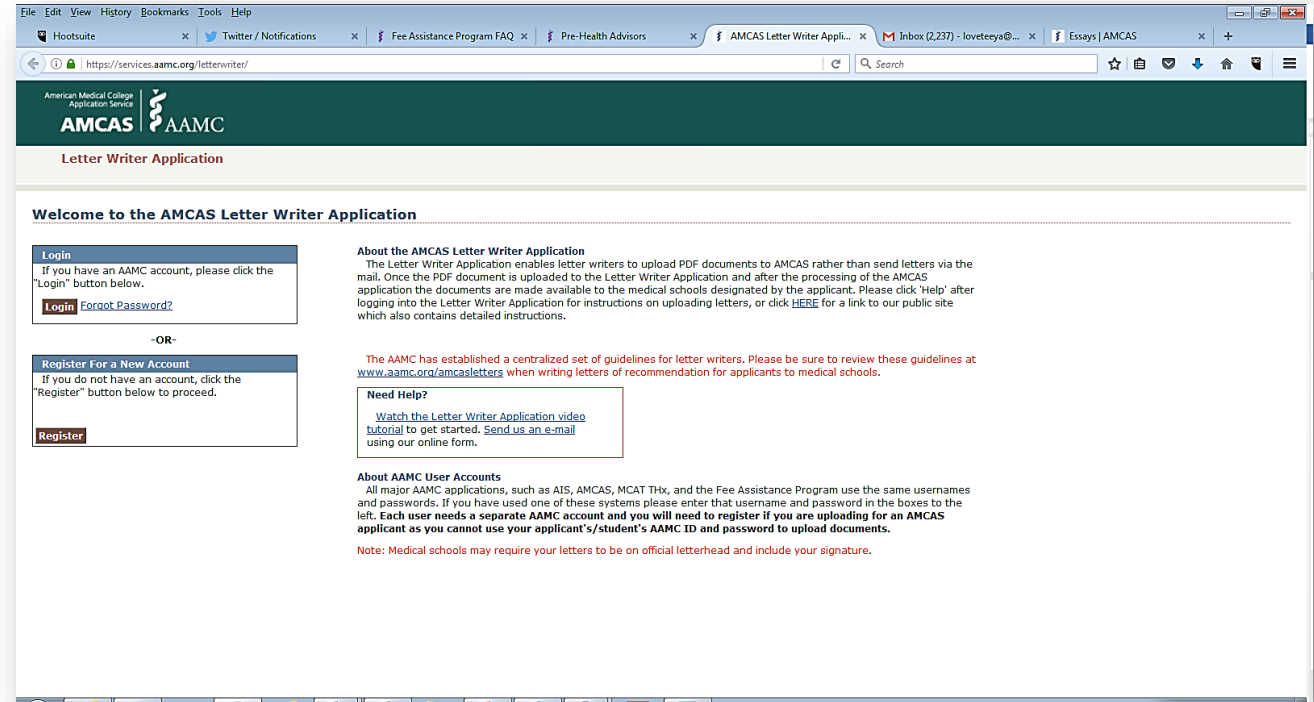
Letters of Evaluation

Letters of Evaluation Received, 2017AY – 2021AY



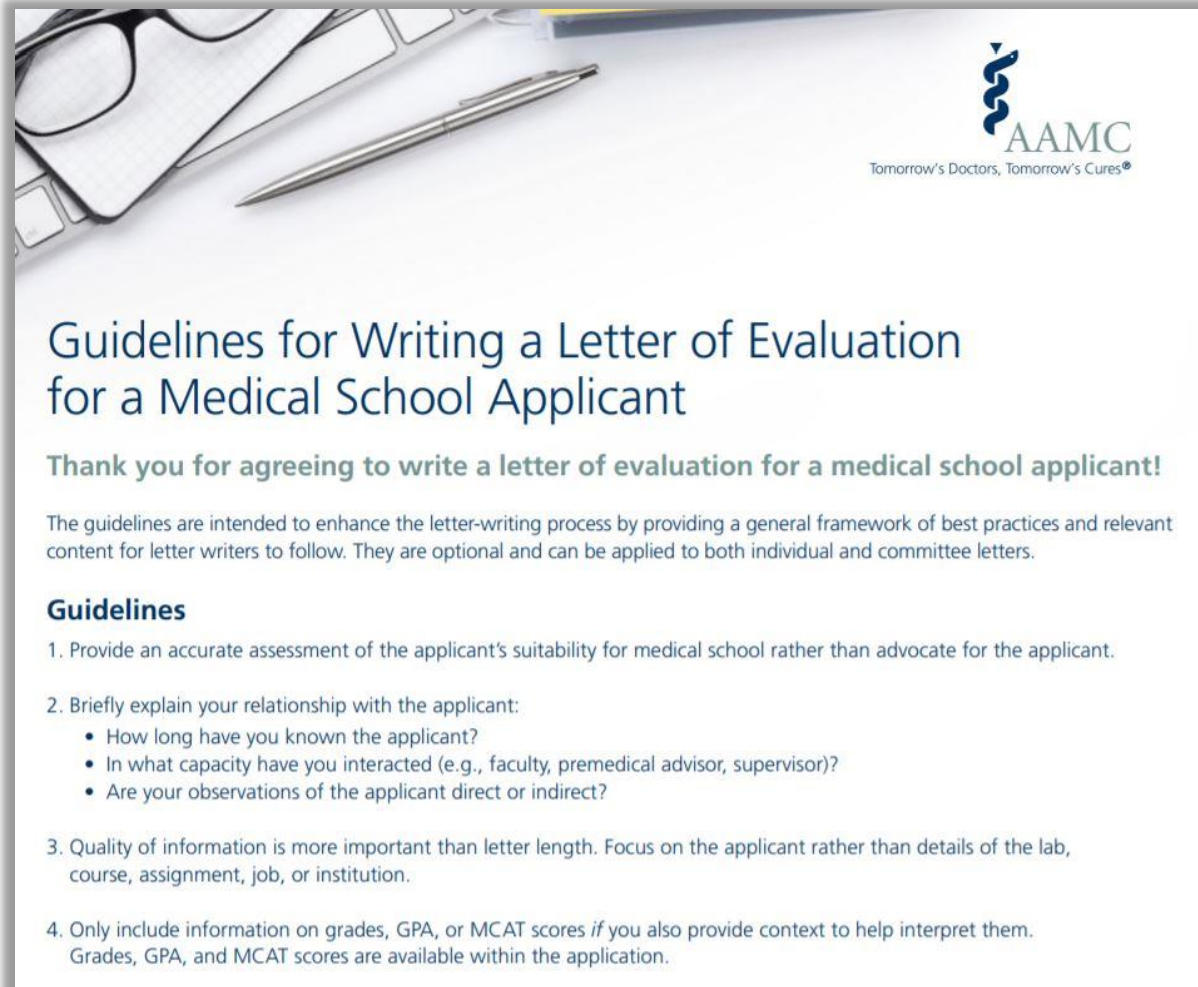
AMCAS Letter Writer Application

Use your AAMC account (or create one) to upload PDFs quickly and securely—for free!



services.aamc.org/letterwriter/

Letter Writer Guidelines



Guidelines for Writing a Letter of Evaluation for a Medical School Applicant

Thank you for agreeing to write a letter of evaluation for a medical school applicant!

The guidelines are intended to enhance the letter-writing process by providing a general framework of best practices and relevant content for letter writers to follow. They are optional and can be applied to both individual and committee letters.

Guidelines

1. Provide an accurate assessment of the applicant's suitability for medical school rather than advocate for the applicant.
2. Briefly explain your relationship with the applicant:
 - How long have you known the applicant?
 - In what capacity have you interacted (e.g., faculty, premedical advisor, supervisor)?
 - Are your observations of the applicant direct or indirect?
3. Quality of information is more important than letter length. Focus on the applicant rather than details of the lab, course, assignment, job, or institution.
4. Only include information on grades, GPA, or MCAT scores *if* you also provide context to help interpret them. Grades, GPA, and MCAT scores are available within the application.

Letter Writer Guidelines



Tomorrow's Doctors, Tomorrow's Cures®

Core, Entry-Level Competencies

Describe how the applicant has, or has not, demonstrated any of the following competencies that are necessary for success in medical school.

Thinking and Reasoning Competencies

Critical Thinking: Uses logic and reasoning to identify the strengths and weaknesses of alternative solutions, conclusions, or approaches to problems.

Quantitative Reasoning: Applies quantitative reasoning and appropriate mathematics to describe or explain phenomena in the natural world.

Scientific Inquiry: Applies knowledge of the scientific process to integrate and synthesize information, solve problems, and formulate research questions and hypotheses. Is facile in the language of the sciences and uses it to participate in the discourse of science and explain how scientific knowledge is discovered and validated.

Written Communication: Effectively conveys information to others using written words and sentences.

Science Competencies

Living Systems: Applies knowledge and skill in the natural sciences to solve problems related to molecular and macro systems.

Human Behavior: Applies knowledge of the self, others, and social systems to solve problems related to the psychological, social, and biological factors that influence health and well-being.

Pre-professional Competencies

Service Orientation: Demonstrates a desire to help others and sensitivity to others' needs and feelings. Demonstrates a desire to alleviate others' distress. Recognizes and acts on their responsibilities to society locally, nationally, and globally.

Social Skills: Demonstrates awareness of others' needs, goals, feelings, and the ways social and behavioral cues affect peoples' interactions and behaviors. Adjusts behaviors appropriately in response to these cues. Treats others with respect.

Cultural Competence: Demonstrates knowledge of social and cultural factors that affect interactions and behaviors. Shows an appreciation

Advisor Information System (AIS) Access & Resources

- Visit <https://students-residents.aamc.org/advisors/advisor-information-system/>
- Get info about gaining access to AIS, report instructions, and other helpful resources



Advisor Information System (AIS)

- Applicant data from students who have released their information to school-designated advisors
- Statement of Confidentiality

Quick Lookup

Roster of Applicants

MCAT Roster/Summary

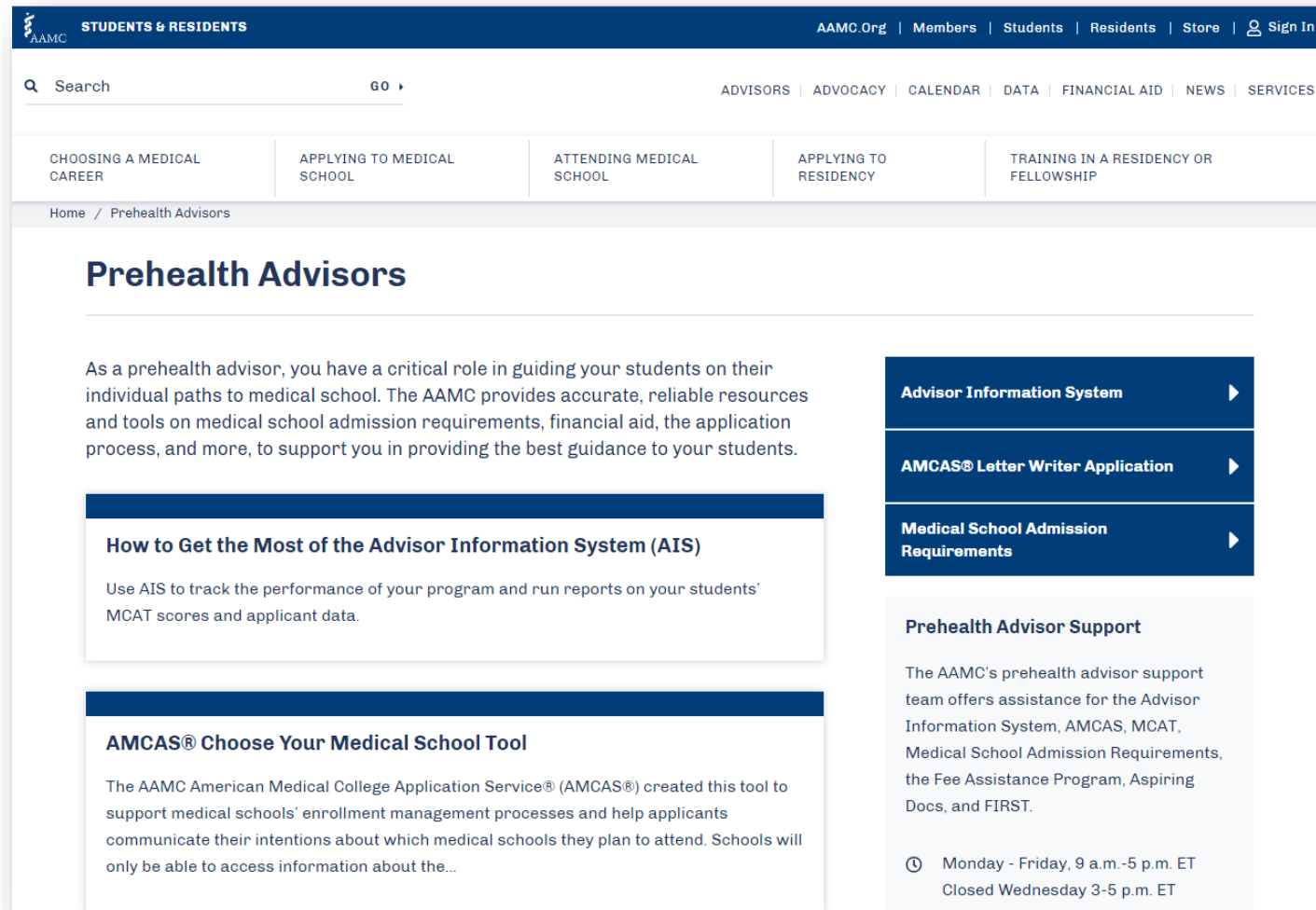
Designated School

App Yr Stats

Trends

Name	Purpose
Quick Lookup	Search for a single advisee
Roster of Applicants	Retrieve data for a particular set of AMCAS applicants
MCAT Roster/Summary	Retrieve individual or aggregate data for a particular set of` MCAT examinees
Designated School	Lists medical schools that your students have applied to, the number who have applied, the number who have been accepted, and the number who have matriculated
Application Year Statistics	Compare school statistics to national statistics for a given application year
Trends	Graphs of aggregate data for closed application years

The Advisor Hub



AAMC STUDENTS & RESIDENTS AAMC.Org | Members | Students | Residents | Store | Sign In

Q Search GO

ADVISORS | ADVOCACY | CALENDAR | DATA | FINANCIAL AID | NEWS | SERVICES

CHOOSING A MEDICAL CAREER | APPLYING TO MEDICAL SCHOOL | ATTENDING MEDICAL SCHOOL | APPLYING TO RESIDENCY | TRAINING IN A RESIDENCY OR FELLOWSHIP

Home / Prehealth Advisors

Prehealth Advisors

As a prehealth advisor, you have a critical role in guiding your students on their individual paths to medical school. The AAMC provides accurate, reliable resources and tools on medical school admission requirements, financial aid, the application process, and more, to support you in providing the best guidance to your students.

How to Get the Most of the Advisor Information System (AIS)

Use AIS to track the performance of your program and run reports on your students' MCAT scores and applicant data.

AMCAS® Choose Your Medical School Tool

The AAMC American Medical College Application Service® (AMCAS®) created this tool to support medical schools' enrollment management processes and help applicants communicate their intentions about which medical schools they plan to attend. Schools will only be able to access information about the...

Advisor Information System

AMCAS® Letter Writer Application

Medical School Admission Requirements

Prehealth Advisor Support

The AAMC's prehealth advisor support team offers assistance for the Advisor Information System, AMCAS, MCAT, Medical School Admission Requirements, the Fee Assistance Program, Aspiring Docs, and FIRST.

Monday - Friday, 9 a.m.-5 p.m. ET
Closed Wednesday 3-5 p.m. ET

aamc.org/advisors

AAMC Fee Assistance Program

Aspiring physicians can save up to \$2,000



Reduced registration fee
for MCAT® exams



Free MCAT Official Prep Online-Only
Bundle, including the practice exams
and flashcards



Free subscription to the MSAR®
online database for up to two years



Waived AMCAS® application fee
for one submission with up to 20
medical school designations



Learn more about the Fee Assistance
Program at aamc.org/fap.



Benefits are NOT Retroactive



AAMC Fee Assistance Program

Benefits:

- Awardees can use benefits for up to two calendar years

Eligibility:

- aamc.org/fap

Application Approved	Benefits Expire
Jan. 1 – Dec. 31, 2020	Dec. 31, 2021
Jan. 1 – Dec. 31, 2021	Dec. 31, 2022
Jan. 1 – Dec. 31, 2022	Dec. 31, 2023


AAMC Fee Assistance Program

Website resources to direct your advisees to:

- What You Need to Apply
- *2021 Fee Assistance Program Essentials*
- Fee Assistance Program FAQ's



202-828-0600



fap@aamc.org



@AMCASinfo

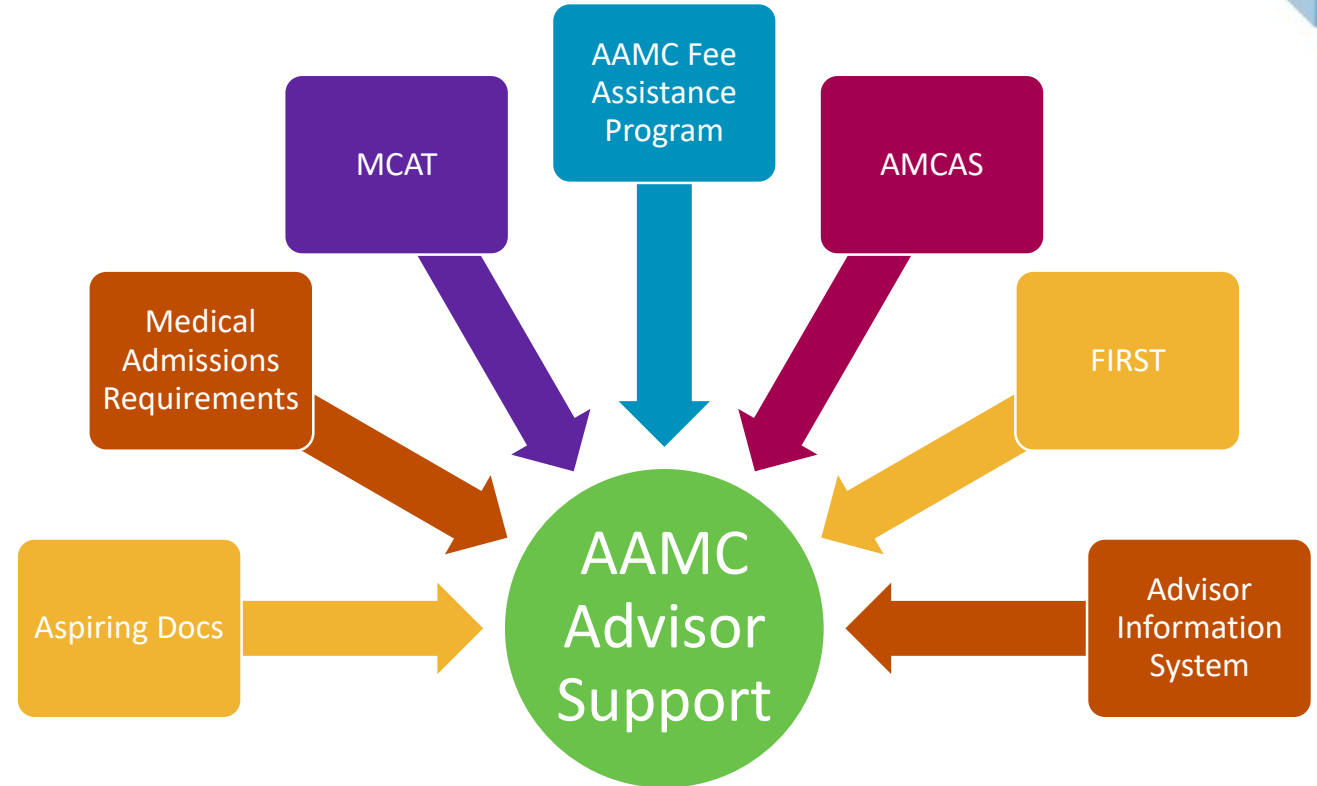
Advisor Support

Advisor support for all pre-med AAMC programs and services will be accessible via one phone number and email address:

AAMC Advisor Support

Phone: 202-828-0950

Emails: advisors@aamc.org



AAMC Premed Navigator

Monthly e-newsletter for applicants and helpful web content.

The screenshot shows the AAMC Premed Navigator website. The header is dark blue with the AAMC logo and 'STUDENTS & RESIDENTS' text. Navigation links include AAMC.Org, Members, Students, Residents, Store, and Sign In. A search bar is present. Below the header, there are five main categories: CHOOSING A MEDICAL CAREER, APPLYING TO MEDICAL SCHOOL, ATTENDING MEDICAL SCHOOL, APPLYING TO RESIDENCY, and TRAINING IN A RESIDENCY OR FELLOWSHIP. The 'Premed Navigator' section is highlighted. It includes a description: 'Guiding you on your path to medical school. The AAMC Premed Navigator features important topics, resources, tips, and key dates for aspiring physicians. Subscribe to receive updates each month right to your inbox.' Below this is a 'SERVICES' dropdown menu set to 'All'. A search bar is also present in this section. The main content area displays three featured articles: 'AAMC SJT Eligibility and Registration', 'Paying for Medical School', and 'Prepare for the AAMC SJT exam'. Each article has a brief description and a 'LEARN MORE' link.

Premed Navigator

Guiding you on your path to medical school. The AAMC Premed Navigator features important topics, resources, tips, and key dates for aspiring physicians. Subscribe to receive updates each month right to your inbox.

SERVICES

All

Viewing 1 - 15 of 673

AAMC SJT Eligibility and Registration

The AAMC SJT exam will be offered online multiple times from June - September 2021.

LEARN MORE

Paying for Medical School

Learn about financial aid options for financing medical school and making it affordable.

LEARN MORE

Prepare for the AAMC SJT exam

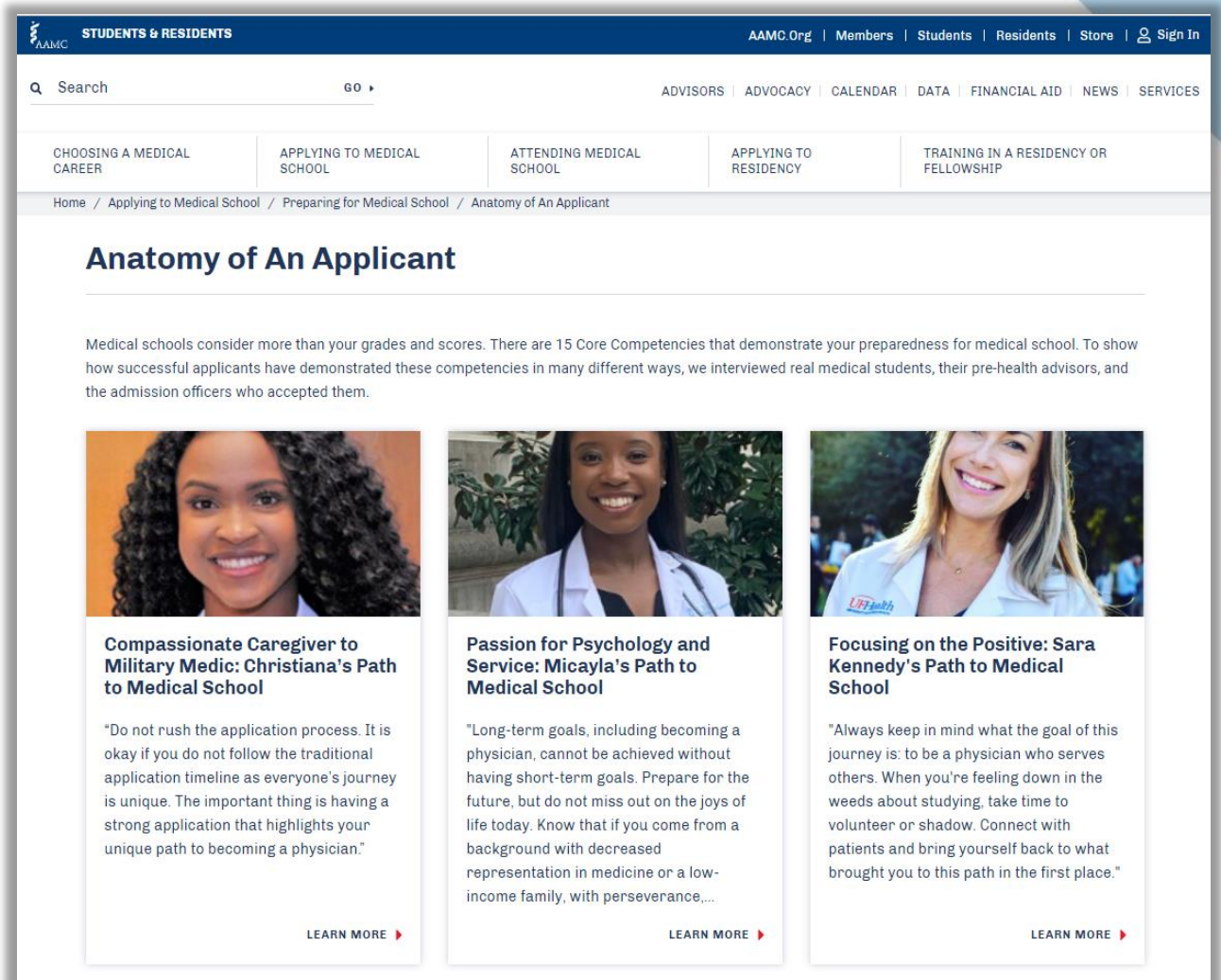
Prepare for the AAMC SJT exam with free resources from the AAMC.

LEARN MORE

students-residents.aamc.org/navigator

Anatomy of an Applicant

- Core Competencies
- Student Profiles



STUDENTS & RESIDENTS AAMC.Org | Members | Students | Residents | Store | Sign In

Search GO


ADVISORS | ADVOCACY | CALENDAR | DATA | FINANCIAL AID | NEWS | SERVICES

CHOOSING A MEDICAL CAREER | APPLYING TO MEDICAL SCHOOL | ATTENDING MEDICAL SCHOOL | APPLYING TO RESIDENCY | TRAINING IN A RESIDENCY OR FELLOWSHIP

Home / Applying to Medical School / Preparing for Medical School / Anatomy of An Applicant

Anatomy of An Applicant


Medical schools consider more than your grades and scores. There are 15 Core Competencies that demonstrate your preparedness for medical school. To show how successful applicants have demonstrated these competencies in many different ways, we interviewed real medical students, their pre-health advisors, and the admission officers who accepted them.



Compassionate Caregiver to Military Medic: Christiana's Path to Medical School

"Do not rush the application process. It is okay if you do not follow the traditional application timeline as everyone's journey is unique. The important thing is having a strong application that highlights your unique path to becoming a physician."


[LEARN MORE](#)



Passion for Psychology and Service: Micayla's Path to Medical School

"Long-term goals, including becoming a physician, cannot be achieved without having short-term goals. Prepare for the future, but do not miss out on the joys of life today. Know that if you come from a background with decreased representation in medicine or a low-income family, with perseverance,...."

[LEARN MORE](#)



Focusing on the Positive: Sara Kennedy's Path to Medical School

"Always keep in mind what the goal of this journey is: to be a physician who serves others. When you're feeling down in the weeds about studying, take time to volunteer or shadow. Connect with patients and bring yourself back to what brought you to this path in the first place."

[LEARN MORE](#)

aamc.org/competencies

Access Code Management Tool (ACMT)

ACMT allows advisors to easily distribute, manage and keep track of your access codes in a “Code Bank.”

Access Code Management Tool

[← My Code Banks](#)

Code Bank Details

Name: Advisor MSAR Code
Bank Status: Active
Bank Created: 2018/3/23
Bank Effective: 2018/3/23
Bank Expiration: 2019/3/23

Access

Application: MSAR
Role: MSAR_Subscription
Expiration: 2019/7/19
Status: Active

Access Codes

Total: 500
Issued: 3
Redeemed: 0
Remaining: 497
Issued Codes are valid for 28 days from the date of issue.

Advisor MSAR Code

MSAR_Subscription
[Edit Description](#)
[View/Modify Email Template](#)

Access Codes (3)

Bulk Resend (0)Issue Access Codes

	First Name	Last Name	Email	Status	Date Issued	Date Redeemed	
✓	Jane	Doe	Jdoe@gmail.com	Issued	2018/3/23 10:56 AM		Review
✓	John	Doe	JohDoe@gmail.com	Issued	2018/3/23 10:56 AM		Review
✓	Test	Neilds	Testneilds@aamc.org	Issued	2018/3/23 10:59 AM		Review

Total Items: 3

Questions?

Contact Us
advisors@aamc.org
202-828-0950
@amcasinfo

Please fill out the survey and tell us what you thought about this webinar!