

To access your AAMC SJT Score Report please follow these steps:

Step 1 – Login here: <https://apps.aamc.org/sjt/#/landing>


Confirm your name and select “Continue” as you did during exam registration.

I confirm the above name matches my government issued identification that I will present on test day

[Save/Update](#)

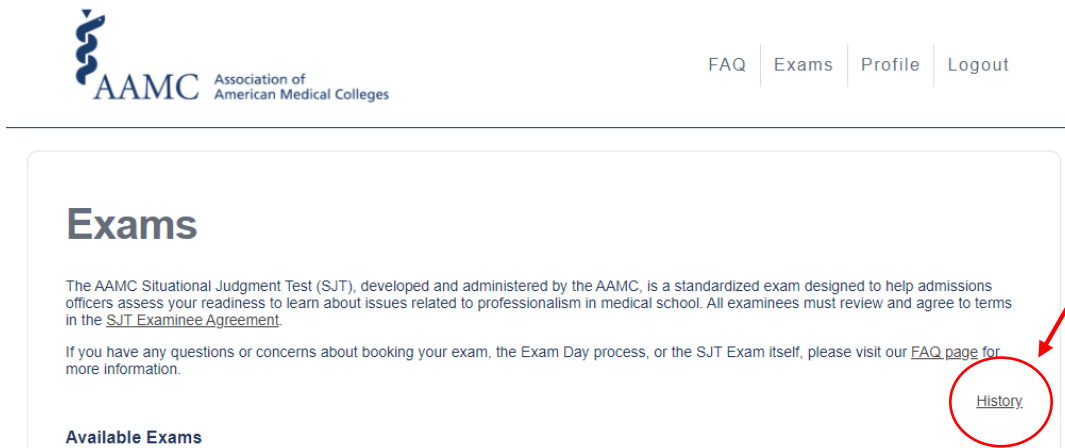
[Continue](#)

Step 2 – Select “Exams”

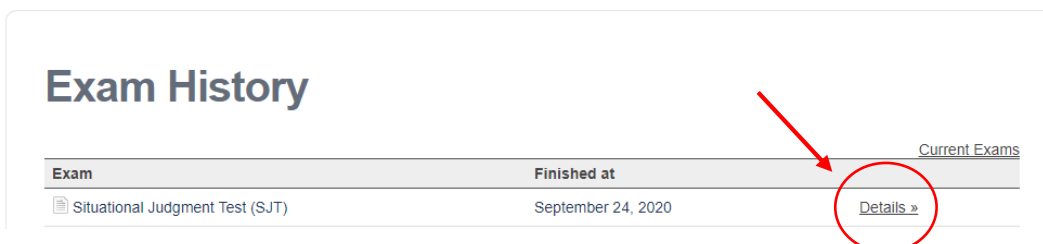


Profile

Step 3 – Select “History”



Step 4 – Select “Details” on your SJT Exam



You should then be viewing your **AAMCSJT Score Report**. If any of the following steps are not working for you, please capture a screen shot of the error you are seeing and email asksjt@aamc.org.