



Supporting Applicants with Using the AMCAS Choose Your Medical School Tool

February 26, 2020

Panelists

- Patrick Fritz, Senior Director of AMCAS
- PJ Kania, Director of AMCAS Product Management
- Rachel Shore, AMCAS Medical School Engagement Specialist
- Glen Fogerty, AMCAS Advisory Committee member and Associate Dean, Admissions & Recruitment at the University of Arizona College of Medicine – Phoenix

Agenda

1. Review of the Choose Your Medical School (CYMS) Tool
2. CYMS Medical School Perspective
3. Important Reminders
4. Questions and Answers

Overview of the Choose Your Medical School Tool



Using the Choose Your Medical School Tool

Important Considerations for Applicants

- Protecting applicant privacy and choice is one of the core tenets of this tool.
- Use of the tool is determined by each medical school to which you apply. Please be familiar with each school's processes and procedures.
- Ensure that you follow each school's guidelines if you wish to withdraw your application from a school after you have made your final decision.
- If you have questions about school-specific policies regarding the tool, you should communicate with the school directly.
- Become familiar with the *Application and Acceptance Protocols for Applicants*, which are the guiding principles for professional behavior during the medical school application process. These guidelines are not intended to supersede the policies, timelines, or discretion of individual schools or programs. However, they do provide a sense of professionalism that the medical schools are looking for from applicants.

Key Dates

Dates	Events
February 19, 2020	The Choose Your Medical School tool and the first 4 reports become available
February 19 – April 29	Applicants can select “Plan to Enroll” at one school where they are holding an acceptance <ul style="list-style-type: none">Medical schools can only see aggregate data about applicant selections
April 15	Applicants should hold no more than three acceptances
April 30	Applicants should hold no more than one acceptance but can continue to hold waitlist positions
April 30 – End of cycle	Applicants can select either “Plan to Enroll” or “Commit to Enroll” at the school where they continue to hold an acceptance <ul style="list-style-type: none">Medical schools can now see detailed information about the selections of their accepted and alternate list applicant pool

Applicants by Acceptances '20 vs. '19 (as of 2/24)

American Medical College
Application Service

AMCAS



AMCAS ACs by Cycle Day: 2020*

14,857 (442 increase compared to last year)

Total # of Applicants with ACs

1.80 (0 change compared to last year)

Average # of ACs per Applicant

2020 Application Cycle - As of 2/24/2020								2019 Application Cycle - As of 2/24/2019			
# of ACs	# of Applicants	# Comp. to Prior Yr	%	% Comp. to Prior Yr		Cum. %	Cum. % Comp. to Prior Yr	# of ACs	# of Applicants	%	Cum. %
1	9,142	266 ↑	61.5%	-0.04% ↓		61.5%	-0.04% ↓	1	8,876	61.6%	61.6%
2	2,788	83 ↑	18.8%	0.00% —		80.3%	-0.04% ↓	2	2,705	18.8%	80.3%
3	1,385	37 ↑	9.3%	-0.03% ↓		89.6%	-0.07% ↓	3	1,348	9.4%	89.7%
4	735	47 ↑	5.0%	0.18% ↑		94.6%	0.11% ↑	4	688	4.8%	94.5%
5	375	5 ↑	2.5%	-0.05% ↓		97.1%	0.06% ↑	5	370	2.6%	97.0%
6	206	4 ↑	1.4%	-0.01% ↓		98.5%	0.05% ↑	6	202	1.4%	98.4%
7	113	15 ↑	0.8%	0.08% ↑		99.2%	0.13% ↑	7	98	0.7%	99.1%
8	48	-19 ↓	0.3%	-0.14% ↓		99.6%	-0.02% ↓	8	67	0.5%	99.6%
9	27	-9 ↓	0.2%	-0.07% ↓		99.7%	-0.09% ↓	9	36	0.3%	99.8%
10	18	7 ↑	0.1%	0.04% ↑		99.9%	-0.03% ↓	10	11	0.1%	99.9%
11	10	1 ↑	0.1%	0.01% ↑		99.9%	-0.04% ↓	11	9	0.1%	100.0%
12	5	5 ↑	0.0%	0.03% ↑		100.0%	-0.03% ↓	12	0	0.0%	100.0%
13	1	-1 ↓	0.0%	0.00% —		100.0%	-0.01% ↓	13	2	0.0%	100.0%
14	1	-1 ↓	0.0%	0.00% —		100.0%	-0.01% ↓	14	2	0.0%	100.0%
16	3	3 ↑	0.0%	0.02% ↑		100.0%	0.00% —	16	0	0.0%	100.0%
24	0	-1 ↓	0.0%	-0.01% ↓		100.0%	0.00% —	24	1	0.0%	100.0%

Choose Your Medical School Tool Applicant Options — A Summary

Plan to Enroll

- Option available February 19, 2020
- Summary of Option:
 - Applicants can continue to interview, hold current acceptance offers and receive additional acceptance offers, and remain on any waitlist at any other medical schools.
 - Note: beginning April 30, the only difference is that applicants should not be holding multiple acceptances in accordance with the Protocols.

Commit to Enroll

- Option available beginning April 30, 2020
- Summary of Option:
 - Applicant is indicating they have made a final selection and withdrawn all other applications, including waitlist positions.

February 19-April 29

Medical schools can only see aggregate data about applicant selections

April 30 – End of Cycle

Beginning April 30, medical schools can see detailed, identifiable information about application selections.

Note: medical schools will not see information about which other medical school an applicant selects and whether any particular applicant has any other acceptances.

Example: CYMS Process

Example of an applicant who followed medical school-specific policies and the information medical schools see

FEBRUARY	MARCH	APRIL	MAY	JUNE
<p>Feb. 1 Alex the AMCAS applicant holds four acceptances, from Medical Schools A, B, C, and D, and is on three alternate lists, at Schools E, F, and G.</p> <p>Feb. 19 Alex selects "Plan to Enroll" for Medical School A in the AMCAS Choose Your Medical School tool.</p> <p><i>Medical School A will see an increase of one in their "My School" count. Schools B, C, and D will see an increase of one in their "Another School" count.</i></p>	<p>March 15 Alex is accepted by Medical School E and changes his "Plan to Enroll" selection from School A to School E. He is still holding four other acceptances and remains on two alternate lists.</p> <p><i>Medical School E will see an increase of one in their "My School" count. School A will see a decrease of one in their "My School" count and an increase of one in their "Another School" count.</i></p>	<p>April 15 Alex follows the applicant protocols and narrows his selection to three acceptances (Medical Schools A, B, and E) by withdrawing his acceptances from Schools C and D through direct communication with the schools. He remains on the alternate lists of Schools F and G.</p> <p><i>Medical Schools C and D will see a decrease of one in their "Another School" count.</i></p> <p>April 30 Alex narrows his selection to Medical School E by withdrawing from Schools A and B. He remains on two alternate lists. He reviewed the school-specific policy for School E, and he is not required to select "Commit to Enroll" yet.</p> <p><i>Medical School E will see that Alex has selected "Plan to Enroll" for their school ("My School"). Schools F and G will see that Alex has selected "Plan to Enroll" for some other medical school ("Another School").</i></p>	<p>May 15 Alex receives an offer from Medical School F. He accepts and selects "Plan to Enroll" for this school in the AMCAS tool, where he sees that School F matriculates on June 29 and requires applicants to select "Commit to Enroll" 21 days before matriculation. He withdraws his application from School E by communicating with the school directly and remains on one alternate list, at School G.</p> <p><i>Medical School F will see that Alex has selected "Plan to Enroll" for their school ("My School"). Medical School E will see that Alex changed his "Plan to Enroll" selection from their school to some other medical school ("Another School"). Once they update his action to "Withdrawn After Acceptance," he will no longer appear in the Detailed Report. Medical School G will see that Alex has selected "Plan to Enroll" for some other medical school ("Another School").</i></p>	<p>June 8 Alex selects "Commit to Enroll" in the tool based on the school-specific policy of School F requiring applicants to select "Commit to Enroll" 21 days before matriculation. He withdraws his application from School G through direct communication with the school.</p> <p><i>Medical School F will see that Alex selected "Commit to Enroll" for their school ("My School"). School G is notified that Alex has selected "Commit to Enroll" for some other school ("Another School"). Once they update his action to "Withdrawn After Acceptance," he will no longer appear in the Detailed Report.</i></p>

Example Scenarios

1. What happens if a school is requiring a “Commit to Enroll” selection, but the applicant is still waiting for their top choice to respond to them?
2. What should applicants do if a school does not use the Choose Your Medical School (CYMS) tool?
3. Is there any implication for applicants who do not use the Choose Your Medical School tool?

Communications

- Email and social media campaign to applicants informing them of the Choose Your Medical School tool
 - Started in fall of 2019 and will continue for the admissions protocol milestones
 - The messages instruct applicants to check with medical schools regarding each school's specific policies and procedures about using the tool
 - The tool is not the primary means of communications between the applicant and the medical school
 - Applicants should be familiar with the *Application and Acceptance Protocols for Applicants*, the guiding principles for professional behavior during the medical school application process

Resources

- **Information for Applicants:**

- <https://students-residents.aamc.org/applying-medical-school/article/amcas-choosing-your-medical-school-tool/>

- **Information for Advisors:**

- <https://students-residents.aamc.org/advisors/amcas-tool-choosing-your-medical-school/>

Advisor CYMS Website

AMCAS® Choose Your Medical School Tool

The AAMC American Medical College Application Service® (AMCAS®) created this tool to support medical schools' enrollment management processes and help applicants communicate their intentions about which medical schools they plan to attend. Schools will only be able to access information about their accepted and alternate-list (waitlist) applicants. Applicants should use the tool at the direction of the schools to which they have applied.

What applicants need to know about this tool:

Before taking action within the AMCAS Choose Your Medical School tool, applicants should review school-specific instructions, policies, deadlines, and expectations about the use of this tool during the application process. Review the Medical School Admissions Requirements (MSAR) or medical schools' websites to learn more about their policies. Each applicant is expected to become familiar with the procedures and requirements of each school to which they apply.

Prompt communication between applicants and schools about admissions decisions is important. Using the AMCAS Choose Your Medical School tool as directed by each school gives admissions offices a better idea how many seats they need to fill in their entering classes and helps other applicants receive timely notification about the outcome of their applications.

Guiding principles for professional behavior during the application cycle are set forth in the *Application and Acceptance Protocols for Applicants*. These guidelines are not intended to supersede the policies, timelines, or discretion of individual schools or programs. The primary, official method of communication during this process takes place between an applicant and a school. This tool is intended to supplement, not replace, that communication.

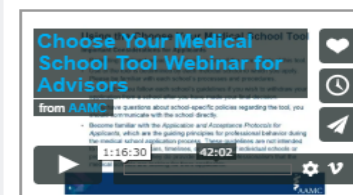
Please note, only applicants with an AMCAS application will be able to use the Choose Your Medical School tool. Applicants who have applications in both AMCAS and TMDSAS will be able to select TMDSAS schools when using the Choose Your Medical School tool.

- ▶ How Does This Tool Work?
- ▶ How to Access the AMCAS Choose Your Medical School Tool
- ▶ AMCAS Application Text: Plan to Enroll
- ▶ AMCAS Application Text: Commit to Enroll
- ▶ What Reports will Medical Schools be Able to Run?
- ▶ Timeline: What Applicants and Medical Schools Can Do and When
- ▶ Example of Applicant Who Reviewed School-Specific Policies
- ▶ Navigate to the Applicant AMCAS Choose Your Medical School Webpage and Resource
- ▶ Choose Your Medical School Tool Webinar for Prehealth Advisors PowerPoint Slides - February 2019
- ▶ Choose Your Medical School Tool Webinar for Advisors PowerPoint Slides - December 2019

Choose Your Medical School (CYMS) Tool FAQs for Prehealth Advisors

Review answers to frequently asked questions about the CYMS tool.

[Access FAQs](#)  



Choose Your Medical School Tool Webinar for Advisors - December 2019

This webinar is an overview of the AMCAS Choose Your Medical School tool for advisors to help them learn how to support applicants with using the tool.



Choose Your Medical School Tool Webinar for Pre-Health Advisors - February 2019

This is a webinar for advisors about the "Choose Your Medical School" tool.

One-Pagers for Applicants/Advisors and Schools

AMCAS® Choose Your Medical School Tool



What is the Choose Your Medical School tool?

The AAMC American Medical College Application Service (AMCAS) created this tool to support medical schools' enrollment management processes and help applicants communicate their intentions about which medical schools they plan to attend. Successful use of the tool depends on schools including it in their school-specific policies and communicating those policies to applicants.

How does the tool work?

Beginning Feb. 19, applicants can select "Plan to Enroll" in the AMCAS application for one school that has accepted them. Making this selection allows schools to view the number of applicants who selected their school for "Plan to Enroll."

- Until April 30, applicants can continue to hold other acceptances, remain on alternate lists, and interview at other schools.
- If applicants receive new offers, they can update their selection at any time, but they can select only one "Plan to Enroll" school at a time.
- Being able to see the number of applicants who have selected a given school or another school in the AMCAS tool helps schools manage enrollment.
- When an applicant selects "Plan to Enroll" for a school, AMCAS informs the other schools that have made offers to the applicant that this selection has been made but does not identify the applicant or the selected school.

Beginning April 30, accepted applicants have two options to select: "Plan to Enroll" or "Commit to Enroll." Selecting "Commit to Enroll" indicates the applicant has made a final selection and withdrawn all other applications.

- Starting April 30, the AMCAS tool identifies the applicants who make either selection. This applicant-specific information will be visible only to schools where the applicant has been accepted or has an alternate-list position.
- When an applicant selects "Commit to Enroll" for a school, the tool automatically notifies all the other schools currently offering an acceptance or alternate-list status of this commitment and the applicant's identity — but not of the name of the school selected.
- Selecting "Commit to Enroll" does not automatically withdraw applications from other medical schools. Applicants must communicate directly with all schools about their final decision according to each school's policy.

Important Considerations for Medical Schools

- Medical schools should provide guidance to applicants about their individual Choose Your Medical School policies and timelines.
- Schools are encouraged to include their Choose Your Medical School guidelines in all materials for applicants and on their website.
- Schools should be in direct communication with accepted and alternate-list applicants, especially about their Choose Your Medical School policies. AMCAS does not provide applicants with school-specific policies and timelines.
- Schools should ensure that their school's admission instructions, deadlines, and requirements are current in the Medical School Admission Requirements™ (MSAR®) database.
- Schools should submit timely admissions actions throughout the cycle to ensure that applicant selections, withdrawals, and rejections are up to date and reports generated from the data are accurate.

AMCAS® is a program of the
Association of American Medical Colleges.

aamc.org/amcas

AMCAS® Choose Your Medical School Tool



What is the Choose Your Medical School tool?

The AAMC American Medical College Application Service® (AMCAS®) created this tool to support medical schools' enrollment management processes and help applicants communicate their intentions about which medical schools they plan to attend. Schools will only be able to access information about their accepted and alternate-list (waitlist) applicants. Applicants should use the tool at the direction of the schools to which they have applied.

How does this tool work?

It is important to review and follow each individual school's admission instructions, policies, deadlines, and requirements. We recommend visiting each school's admissions website, checking the [Medical School Admission Requirements website](#), and directly communicating with the schools to which you are applying to make sure you understand and follow their specific instructions.

Beginning Feb. 19, applicants holding one or more acceptance offers can select "Plan to Enroll" in the AMCAS application at any school from which they have received an acceptance offer. Making this selection allows schools to view in aggregate the number of applicants who selected "Plan to Enroll" for their schools.

- Until April 30, applicants can, at the time they make this selection, continue to hold other acceptances, remain on alternate lists, and continue to interview at other schools.
- If applicants receive new offers, they can update their selection at any time, but they can select only one school at a time.
- A school will only be able to see the aggregate number of their applicants who have selected that school or another school in the AMCAS tool to assist them with their enrollment management.
- If an applicant selects "Plan to Enroll" at another school, AMCAS will not identify the applicant or the other school.

Beginning April 30, accepted applicants will have two options to select: "Plan to Enroll" or "Commit to Enroll." Selecting "Commit to Enroll" indicates that the applicant has made a final selection and withdrawn all other applications.

- Starting April 30, the AMCAS tool will identify the applicants making either selection. This applicant-specific information will be visible only to schools where the applicant has a current acceptance or alternate-list position.
- If an applicant selects "Commit to Enroll" to a school, all other schools where the applicant also holds an acceptance or alternate-list offer will be notified but will not know the name of the school selected.
- Selecting "Commit to Enroll" does not automatically withdraw applications from other medical schools. Applicants must communicate directly with all schools about their final decision according to each school's specific policy.

Important Considerations for Applicants

- Use of the tool is determined by each medical school to which you apply. Please be familiar with each school's processes and procedures.
- Ensure that you follow each school's guidelines if you wish to withdraw your application from a school after you have made your final decision.
- If you have questions about school-specific policies regarding the tool, you should communicate with the school directly.
- Become familiar with the [Application and Acceptance Protocols for Applicants](#), which are the guiding principles for professional behavior during the medical school application process. These guidelines are not intended to supersede the policies, timelines, or discretion of individual schools or programs. However, they do provide a sense of professionalism that the medical schools are looking for from applicants.

AMCAS® is a program of the
Association of American Medical Colleges.

aamc.org/amcas



Advisor Choose Your Medical School FAQs



Prehealth Advisors: The Frequently Asked Questions (FAQ) below are designed to provide you with more information about using the AMCAS Choose Your Medical School (CYMS) tool.

1. What data is available for advisors to view in the Advisor Information System (AIS)?

Prehealth advisors can view Choose Your Medical School (CYMS) selections in the Advisor Information System (AIS). Users can access CYMS data in the "Roster of Applicants" by clicking on the name of an applicant to view the full record. Users can also get to the full record by using the "Quick Lookup." There is a new Choose Your Medical School section at the bottom of the applicant record. This section will show the applicant's current selection as well as their CYMS selection history.

2. When will advisors be able to view Choose Your Medical School (CYMS) selections in the Advisor Information System (AIS)?

There is a fourteen-day embargo on admissions actions shared with advisors in AIS. This embargo is in place to ensure that a medical school has time to communicate their decision directly to an applicant. As a result, since the CYMS tool is reliant on admissions actions, AIS users will not see the CYMS selection options in AIS until 14 days after the action has been submitted. However, if an applicant makes their CYMS selection related to an admission action that is older than 14 days, AIS users will see that selection in real time.

3. What are the two options for applicants to select in the Choose Your Medical School tool?

Please note that the Choose Your Medical School selection is NOT part of the AMCAS process but is a tool that medical schools can request applicants to use to help manage their applicant pool. The Choose Your Medical School tool is located within the AMCAS application.


"Plan to Enroll"

Beginning February 19, applicants holding at least one acceptance can select "Plan to Enroll" in the AMCAS application to one school from which they have received an acceptance offer. "Plan to Enroll" indicates an applicant has selected their current top choice among schools where they have received acceptance offers. Applicants are indicating that they are still open to receiving offers from other schools where they have an application or where they may be on an alternate list.

Making this selection allows schools to view in aggregate the number of applicants who selected "Plan to Enroll" for their schools. The schools are unable to see selection information about individual applicants at this point.

Starting April 30, schools will be able to see if an individual applicant has selected "Plan to Enroll" at their school or at another school (without knowing the name of the other school).

Applicant View – Login Page

AAMC

Robert Downey ▾

American Medical College Application Service © 2020 Application

Back to Dashboard

My AAMC Profile

My Application ▾

Help

Access the Choose Your Medical School Tool.

Robert Downey

AAMC ID
20968297

Sex
Male

Date of Birth
01/14/1990

Email
amcasuat@gmail.com

Country of Birth
USA

Birth State
NJ

Birth City
Atlantic

Some information is centrally managed by AAMC and cannot be edited on this page. To edit your legal name, preferred name, birth, and sex, go to My AAMC Profile

Edit My Profile

Quick Links

Academic Change Request

Update Advisor Release

Choose Your Medical School

Learn more about the AAMC Fee Assistance Program »

View AMCAS Participating Medical Schools and Deadlines »

Find AMCAS resources on the Tools and Tutorials page »

Visit the AMCAS website »

Medical School Admission Requirements (MSAR) »

Follow us on Twitter

Application - AMCAS Processing is Complete

Identifying Information

Schools Attended

Biographic Information

Course Work

Work/Activities

Letters of Evaluation

Medical Schools

Essays

Standardized Tests

Completed

Completed

Completed

Completed

Completed

Completed

Completed

Completed

Print Transcript Request Forms

Print Letter Request Forms

Print Application

View Application Status History

My Document Statuses

Transcripts (1)

Clarkson University (New York)


View All Transcript Statuses

Letters of Evaluation (0)

You have no letters attached to your application

View All Document Statuses

16

AAMC

Prehealth Advisor View in AIS

⌵

AMCAS Application Status		
Status:	P - Processed; Date:	
Deadlines:	The applicant has missed 0 deadline(s).	
Choose Your Medical School		
Change Type	Details	Change Date
Selection	Selected "Plan to Enroll" to Cooper Medical School of Rowan University	
Selection	Selected "Commit to Enroll" to Cooper Medical School of Rowan University	
Deletion	Previous selection reset by applicant	
Selection	Selected "Plan to Enroll" to Cooper Medical School of Rowan University	
Selection	Selected "Plan to Enroll" to Cooper Medical School of Rowan University	
Deletion	Previous selection reset by applicant	
Selection	Selected "Plan to Enroll" to Cooper Medical School of Rowan University	

CYMS Medical School Perspective

Glen Fogerty, Ph.D.
Associate Dean, Admissions & Recruitment
University of Arizona College of Medicine -
Phoenix

What we'll cover..

Strategy. Communication. Our Partnership.

1. A five-fold communication strategy aligned with AAMC recommended protocols and timelines
2. A look behind the curtain – what we see in these reports
3. The vital link PreHealth Advisors play in “our” student’s success

REIMAGINE|DEVELOP|OBTAIN

Plan of Communication

Five-Fold Strategy

1. On the website as applicants review our admission process
2. At the time of the Secondary Application submission
3. At the time of Acceptance (through our Affirmation Statement)
4. At the time of Application and Acceptance Protocol planned email communications
5. At the time of CYMS Report openings – and beyond!

REIMAGINEPHOENIX

The Website

Date Outline

Description	2019–2020
Interview season	August 2019–February 2020
Primary application deadline	November 1, 2019
Supplemental application and fee deadline	30 days after invitation or December 2, 2019
Final MCAT administration date accepted	September, 2019
Letters of recommendation due	December 2, 2019
Decisions announced (Affirmation Statement confirming terms of acceptance must be completed within two weeks of offer)	October 15, 2019 – March 16, 2020
“Plan to Enroll” option for accepted students becomes available	February 19, 2020
Accepted students narrow offers to three medical schools (if applicable)	April 15, 2020
“Commit to Enroll” option for accepted students becomes available	April 30, 2020
“Commit to Enroll” to be selected by accepted students 21 days prior to Orientation	June 8, 2020
Orientation	June 29, 2020
First day of school	July 6, 2020

The Decision Process

Website. Secondary Application. Acceptance Letter.

- **Mid-October to mid-March:** Decisions announced. For those accepted, an Affirmation Statement confirming terms of acceptance must be completed within two weeks of the offer. *Failure to do so may result in the rescinding of the admission offer.*
- **February 19:** “Plan to Enroll” option for accepted students becomes available. *The University of Arizona College of Medicine – Phoenix highly recommends (but does not require) accepted students utilize this tool, as this assists us (and other medical schools) in ensuring we do not either over- or undersubscribe the amount of offers we extend.*
- **April 15:** The AAMC Application and Acceptance Protocols recommends accepted students narrow offers to three medical schools (if applicable). *The University of Arizona College of Medicine – Phoenix highly recommends (but does not require) accepted students follow this protocol.*
- **April 30:** “Commit to Enroll” option for accepted students becomes available. *From April 30 to 21 days prior to Orientation, The University of Arizona College of Medicine – Phoenix highly recommends (but does not require) accepted students utilize this tool when they are ready to commit and are withdrawing all other applications.*
- **21 days prior to Orientation:** “Commit to Enroll” is **required** to be selected by the accepted students matriculating to the University of Arizona College of Medicine – Phoenix. *Failure to do so will result in the rescinding of the admission offer.*

The Email Strategy

Tied to AAMC Application and Acceptance Protocol Dates

- Friday prior to February 19 – “Plan to Enroll” opportunity
- Two days prior to April 15 – “Plan to Enroll” request to limit offers to three
- Two days prior to April 30 – “Commit to Enroll” opportunity
- Friday prior to the 21 days prior to Orientation – “Commit to Enroll” requirement
- 20 days prior to Orientation – rescind offers for any no actions

CYMS

Reports Strategy

Aggregate Report (available 2/19 – 4/29):

- Reviewed total accepted, my school, another school, undecided, & in vs. out of state

Acceptance Summary Report (available 2/19 – End of Cycle):

- Confirmed current actions with our local decision actions
- Acceptance Offers from Other Schools (total numbers, not individuals)

Alternate List Summary Report (available 2/19 – End of Cycle):

- Confirmed current actions with our local decision actions
- Alternate List Offers from Other Schools (total numbers, not individuals)

Acceptance by School Summary Report (available 2/19 – End of Cycle):

- Analyzed against other in-state schools and peers (institutions, not individuals)

Detailed, Change History, and Matriculated Elsewhere Report (available 4/30 – End of Cycle):

- Checked DAILY!
- Conversation drivers based on status and our timeline!

In the end...Communicated, Communicated, and Communicated!

CYMS – Aggregate Report (02/20/20)

Accepted Applicants and Plan to Enroll Breakdown [?](#)



^A# = Current number; Y = Change from yesterday (actual #); LC = Change from Last Cycle (actual #)

Accepted Summary Report – by Applicants

Total Accepted Applicants: 109 (Yesterday: 0 (109) , Last Cycle: **↑10** (99))

Number of Accepted Applicants with:	#	Change from (# from):	
		Yesterday	Last Cycle
0 Acceptance Offers From Other Schools	37	↓1 (38)	↑10 (27)
1 Acceptance Offers From Other Schools	35	↓1 (36)	↑8 (27)
2 Acceptance Offers From Other Schools	14	0 (14)	↓5 (19)
3 Acceptance Offers From Other Schools	8	↑1 (7)	↑1 (7)
4 Acceptance Offers From Other Schools	4	0 (4)	↓7 (11)
5+ Acceptance Offers From Other Schools	11	↑1 (10)	↑3 (8)

Number of Accepted Applicants with:	#	Change from (# from):	
		Yesterday	Last Cycle
0 Alternate List Offers From Other Schools	69	↓1 (70)	↑24 (45)
1 Alternate List Offers From Other Schools	29	↑1 (28)	↓2 (31)
2 Alternate List Offers From Other Schools	8	0 (8)	↓8 (16)
3 Alternate List Offers From Other Schools	3	0 (3)	↓2 (5)
4 Alternate List Offers From Other Schools	0	0 (0)	↓2 (2)
5+ Alternate List Offers From Other Schools	0	0 (0)	0 (0)

Accepted Summary Report – by Schools

Total Number of Accepted Applicants: 109

Search

Medical School Name	Number of Accepted Applicants in My Pool That Are Accepted Elsewhere ↓
University of Arizona College of Medicine – Tucson	19
Case Western Reserve University School of Medicine	7
University of California, Davis, School of Medicine	7
Boston University School of Medicine	*
Creighton University School of Medicine	*
Duke University School of Medicine	*
Keck School of Medicine of the University of Southern California	*
Mayo Clinic Alix School of Medicine - Arizona Campus	*
Saint Louis University School of Medicine	*
University of California, Los Angeles David Geffen School of Medicine	*

Final Thoughts

Working with your students and beyond

- **THANK YOU!** – the word is out there regarding CYMS and candidates are using it
- **If not yet, please push!** – applicants using CYMS truly help us do our job better
- **You ARE a trusted source!** – we tell our candidates to build relationships with you
- **Keep providing feedback!** – really, the AAMC and our Advisory Committee do listen
- **An interesting tidbit for you in this part of the cycle – the Alternate List**
- **Now, a word from your sponsor – Patrick, PJ, and Rachel...don't listen for 30 seconds!**

Important Reminders

Please remind your applicants to:

- Become familiar with the tool
- Follow school-specific policies, timelines, and the *Application and Acceptance Protocols*
- Communicate directly with schools

Questions and Answers



Appendix:

Communication and Resources

Applicant Options in AMCAS Application

Plan to Enroll

Wording Prior to April 30:

Plan to Enroll: I have preliminarily selected this medical school as the one I plan to attend in accordance with Protocol 9 of the Application and Acceptance Protocols for Applicants. Medical schools can only see aggregate information until April 30th and will not know which applicants have selected "Plan to Enroll" at their school or at other schools. Beginning April 30th, medical schools can see which of their accepted applicants have selected "Plan to Enroll" at their institution. **I understand that I can continue to interview, hold my current acceptance offers and receive additional acceptance offers, and remain on any waitlist at any other medical schools to which I applied.**

I acknowledge and understand the Choose Your Medical School option I have selected above, my responsibilities of direct communication with the medical schools, and the importance of following school-specific application policies and processes. I understand that information about my selection will be made available as noted at the top of the page.

Applicant Options in AMCAS Application

Plan to Enroll

Wording beginning April 30:

Plan to Enroll: I have selected this medical school as the one I plan to attend in accordance with Protocol 9 of the Application and Acceptance Protocols for Applicants.

By selecting "Plan to Enroll," I am communicating to all schools at which I hold an acceptance that I have made a choice about the school at which I plan to enroll, and that I have withdrawn from my other acceptances, and hold only one acceptance. **I understand that it is my responsibility to communicate with the other medical schools directly and to follow their school-specific processes to withdraw my application(s). I understand that I can continue to interview, remain on any waitlist, and receive additional acceptance offers. Beginning April 30th, medical schools can see which applicants have selected "Plan to Enroll" at their institution.**

I acknowledge and understand the Choose Your Medical School option I have selected above, my responsibilities of direct communication with the medical schools, and the importance of following school-specific application policies and processes. I understand that information about my selection will be made available as noted at the top of the page.

Applicant Options in AMCAS Application

Commit to Enroll option available April 30th

Wording beginning April 30:

Commit to Enroll: I am confirming my commitment to matriculate to the medical school selected above*.

By selecting "Commit to Enroll," I am indicating that I have made my final selection and withdrawn all other applications, including waitlist positions.

I understand that it is my responsibility to communicate my withdrawal and acceptance decisions with medical schools directly and to follow their school-specific processes to withdraw my application(s) or confirm my acceptance. Selecting "Commit to Enroll" is not an appropriate method of withdrawing applications from other medical school(s), including any which have offered me an acceptance. Beginning April 30th, medical schools can see which applicants have selected "Commit to Enroll" at their institution.

I acknowledge and understand the Choose Your Medical School option I have selected above, my responsibilities of direct communication with the medical schools, and the importance of following school-specific application policies and processes. I understand that information about my selection will be made available as noted at the top of the page.

Communications Calendar: November 2019

Date	Subject Line	Audience	Description
November 14, 2019	Important Information for 2020 AMCAS Applicants	Applicants	Email informing applicants of what they need to know and do to successfully complete their medical school application(s), including following school-specific policies, referencing MSAR and the protocols, and understanding the Choose Your Medical School tool.
November 14, 2019	Important Information for Your 2020 AMCAS Applicants	Advisors	Email to advisors informing them of message communicated to applicants: what applicants need to know and do to successfully complete their medical school application(s), including following school-specific policies, referencing MSAR and the protocols, and understanding the Choose Your Medical School tool.
November 14, 2019	Choose Your Medical School Tool Communication to AMCAS Applicants and Advisors	Schools	Email to schools informing them of message communicated to applicants and advisors: what applicants need to know and do to successfully complete their medical school application(s), including following school-specific policies, referencing MSAR and the protocols, and understanding the Choose Your Medical School tool.

Communications Calendar: January 2020

Date	Subject Line	Audience	Description
January 15, 2020	Important Information for 2020 AMCAS Applicants	Applicants	Email informing applicants of what they need to know and do in order to successfully complete their medical school application(s), including following school-specific policies, referencing MSAR and the protocols, and understanding the Choose Your Medical School tool (reminder message from November 2019 email).
January 15, 2020	Important Information for Your 2020 AMCAS Applicants	Advisors	Email to advisors informing them of message communicated to applicants: what applicants need to know and do in order to successfully complete their medical school application(s), including following school-specific policies, referencing MSAR and the protocols, and understanding the Choose Your Medical School tool (reminder message from November 2019 email).
January 15, 2020	Choose Your Medical School Tool Communication to AMCAS Applicants and Advisors	Schools	Email to schools informing them of message communicated to applicants and advisors: what applicants need to know and do in order to successfully complete their medical school application(s), including following school-specific policies, referencing MSAR and the protocols, and understanding the Choose Your Medical School tool (reminder message from November 2019 email).

Communications Calendar: February 2020

Date	Subject Line	Audience	Description
February 19, 2020	Choose Your Medical School Tool Available Today	Applicants	Email informing applicants that the Choose Your Medical School tool becomes available today (February 19). Applicants with at least one current acceptance will be able to use the tool and select “Plan to Enroll.”
February 19, 2020	Choose Your Medical School Tool Available Today	Advisors	Email informing advisors that the Choose Your Medical School tool becomes available today (February 19) to applicants. Applicants with at least one current acceptance will be able to use the tool and select “Plan to Enroll.”
February 19, 2020	Choose Your Medical School Tool and AMCAS for Schools Reports Available Today	Schools	Email informing schools that the Choose Your Medical School tool becomes available today (February 19). Applicants with at least one current acceptance can select “Plan to Enroll.” Additionally, four AMCAS for Schools reports become available today.

Communications Calendar: April 2020

Date	Subject Line	Audience	Description
April 1 – 30, 2020	Protocol Reminders	Applicants	Series of “nudge” emails over the course of the month to applicants holding one or more acceptances and/or more than one alternate list action to remind them of the guidelines of using the CYMS tool, adhering to the protocols, and following school-specific policies and procedures.
April 1, 2020	Choose Your Medical School Tool Information Sent to Applicants	Advisors	Email to inform advisors of the series of protocol reminder messages to applicants.
April 15, 2020	Choose Your Medical School Tool Resources and FAQs Available	Advisors	Email informing advisors of CYMS resources and FAQs to help them better understand applicant use of the tool.

Communications Calendar: April 2020 (Continued)

Date	Subject Line	Audience	Description
April 30, 2020	Overview of Choose Your Medical School Tool's "Commit to Enroll"	Advisors	Email informing advisors that "Commit to Enroll" becomes available in the CYMS tool on April 30. Reminder of applicant use of CTE and PTE beginning on April 30.
April 30, 2020	"Commit to Enroll" Available in the Choose Your Medical School Tool	Applicants	Email to inform applicants holding one or more acceptances that "Commit to Enroll" becomes available in the CYMS tool on April 30 and what data schools can now see about their accepted and alternate-list applicants.
April 30, 2020	"Commit to Enroll" Available in the Choose Your Medical School Tool	Schools	Email to inform schools that applicants holding one or more acceptances can select "Commit to Enroll" in the CYMS tool on April 30 and what data schools can now see about their accepted and alternate-list applicants.

Communications Calendar: May 2020

Date	Subject Line	Audience	Type	Description
May 4, 2020	Final “Commit to Enroll” Reminder and Tips / Resources for Reports	Schools	Email	Reminder to schools that applicants holding one or more acceptances could select "Commit to Enroll" or "Plan to Enroll" in the Choose your Medical School tool, as well as some additional tips and resources they may need as they navigate the reports.
May 7, 2020	Final Choose Your Medical School Tool Protocol Reminder	Applicants	Email	Final reminder to applicants holding more than one acceptance about following the protocols and withdrawing from the school(s) to where they do not plan to matriculate.

Choose Your Medical School Emails

Emails to Applicants (beginning 2/19/20)

1. Confirmation email each time they make a selection.
2. Notice of selection being removed due to a change in admission action by selected medical school.

Emails to Schools (beginning 4/30/20)

1. Notice of applicant selecting Commit to Enroll to another medical school. Note: name of other school not disclosed.
 - i. Only for applicants in a non-final action (as reported to AMCAS).
2. Notice of applicant changing Commit to Enroll selection. This includes deleting current selection, changing to Plan to Enroll, or selecting another school.

April 15 Protocol

Applicants holding 4+ ACs outside of Protocol Timeline	April 1	April 14	April 15	April 16	April 18	April 23	April 24	April 30
2019	1,309	924	795	515	291	207	200	89
2018	1,435	1,220	1,213	1,208	1,119	1,003	888	367
Difference '19 vs. '18	-126	-296	-418	-693	-828	-796	-688	-278

- Applicant Protocol 9.2 was added at the start of the 2019 application cycle
- AMCAS sent an “informational” email to all accepted applicants on April 1, 2019
- AMCAS sent “nudge” emails on April 15, 2019 and April 22, 2019

CYMS & Multiple Acceptance Data April 30 & After

	April 30, 2019		May 15, 2019		May 31, 2019		June 17, 2019		July 1, 2019		July 15, 2019		August 1, 2019		August 15, 2019	
	#	%	#	%	#	%	#	%	#	%	#	%	#	%	#	%
Total Accepted Applicants	18,249		19,265		20,102		20,534		20,913		20,895		21,285		21,311	
Applicants with Plan to Enroll	9,717	53.2%	8,289	43.0%	7,046	35.1%	5,624	27.4%	4,174	20.0%	2,085	10.0%	1,336	6.3%	1,253	5.9%
Applicants with Commit to Enroll	6,436	35.3%	9,266	48.1%	11,525	57.3%	13,557	66.0%	15,432	73.8%	17,923	85.8%	18,870	88.7%	18,773	88.1%
Applicants with No Selection	2,096	11.5%	1,710	8.9%	1,531	7.6%	1,353	6.6%	1,307	6.2%	887	4.2%	1,079	5.1%	1,285	6.0%
Applicants holding 2+ ACs outside of Protocol Timeline	April 30		May 15		May 31		June 17		July 1		July 15		August 1		August 15	
2019	1954		891		411		229		129		73		12		0	
2018	1478		632		367		245		203		153		101		68	
Difference '19 vs. '18	476		259		44		-16		-74		-80		-89		-68	

Matriculant Data Analysis

2019 Application Cycle

The average difference is +0.24

72 of 153 schools equal actual to estimate

41 of 153 schools matriculated less than estimate

- **Avg: -3.12; Max: -9 (2.18 / 16 less than 2018)**
- 30 of 41 under by 1-3
- 6 of 41 under by 4-6
- 5 of 41 under by 7+

40 of 153 schools matriculated more than estimate

- **Avg: 4.1; Max: 14 (2.03 / 16 less than 2018)**
- 19 of 40 over by 1-3
- 13 of 40 over by 4-6
- 8 of 40 over by 7+

2018 Application Cycle

The average difference is -0.03

66 of 151 schools equal actual to estimate

46 of 151 schools matriculated less than estimate

- **Avg: -5.3; Max: -25**
- 21 of 46 under by 1-3
- 14 of 46 under by 4-6
- 11 of 46 under by 7+

39 of 151 schools matriculated more than estimate

- **Avg: 6.13; Max: 30**
- 18 of 39 over by 1-3
- 10 of 39 over by 4-6
- 11 of 39 over by 7+

***This data is based on AMCAS participating schools and programs.
TMDSAS data not included.***

2019 vs. 2018 – Ratios, Yield, and Multiple Acceptances

Class Size & Nat'l	AC to MA Ratio		Total Yield		% of AC Pool with Mult. AC	
	2019	2018	2019	2018	2019	2018
Q1 (3-94 seats)	2.14 : 1	2.02 : 1	50.94%	53.99%	67.83%	66.52%
Q2 (96-134 seats)	2.15 : 1	2.17 : 1	50.45%	50.29%	67.80%	68.49%
Q3 (136-175 seats)	2.03 : 1	2.01 : 1	53.45%	54.03%	66.88%	67.40%
Q4 (177-365 seats)	1.96 : 1	1.99 : 1	53.51%	52.68%	67.85%	67.62%
All Schools Avg.	2.07 : 1	2.05 : 1	52.09%	52.74%	67.59%	67.51%
All Schools Median	2.01 : 1	1.98 : 1	49.66%	50.45%	70.40%	70.39%

Region	AC to MA Ratio		Total Yield		% of AC Pool with Mult. AC	
	2019	2018	2019	2018	2019	2018
Northeast	2.33 : 1	2.35 : 1	45.43%	45.69%	77.15%	76.08%
Southern	2.03 : 1	1.96 : 1	53.83%	54.78%	64.53%	64.23%
Central	2.04 : 1	2.01 : 1	52.79%	54.33%	62.36%	57.87%
Western	1.77 : 1	1.79 : 1	58.53%	57.87%	65.57%	65.39%

Applicant View in AMCAS Application – Show History Page

Choose Your Medical School: Action History

Make Selection

! Your selection has been reset!

Previous selection reset by applicant.

December 16, 2019 at 10:58 AM

Selected "Commit to Enroll" to **AMCAS School of Medicine**

December 16, 2019 at 10:58 AM

Selected "Plan to Enroll" to **AMCAS School of Medicine**

December 16, 2019 at 10:58 AM