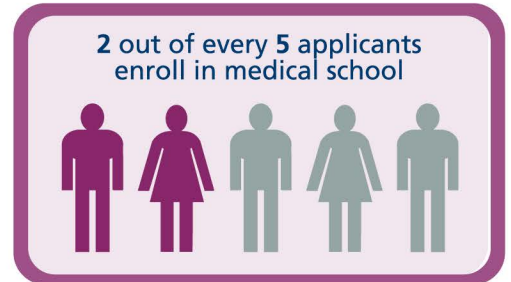
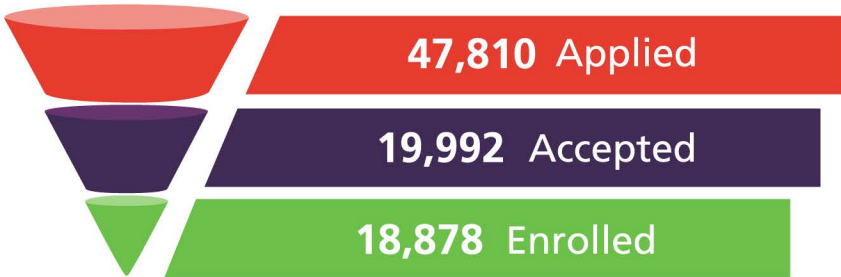


Applying to Medical School

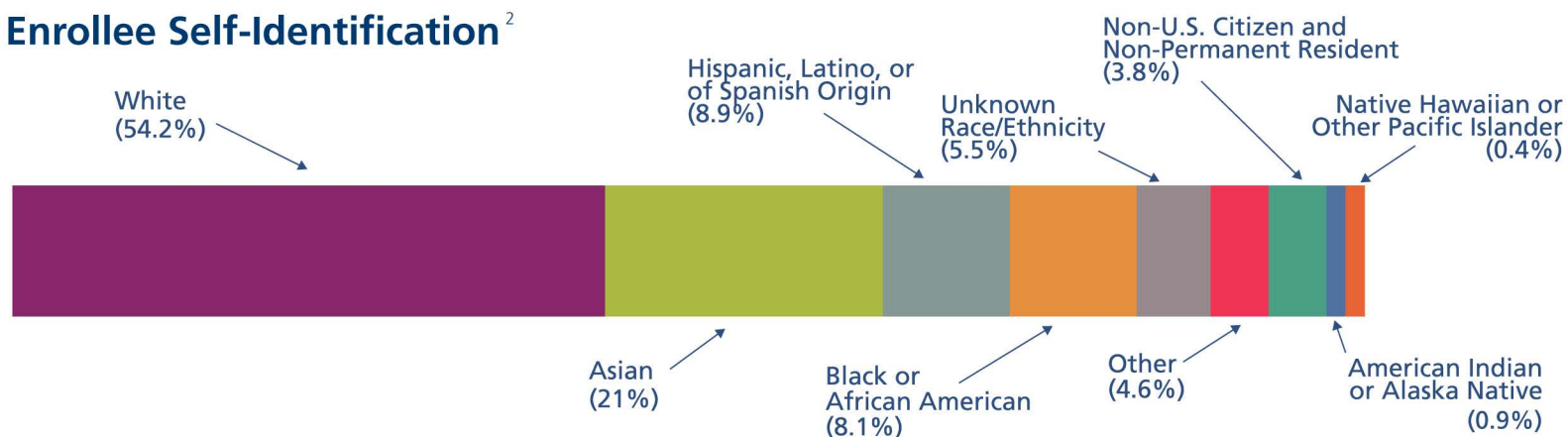
2014 AMCAS® Medical School Applications by the Numbers ¹

Applicants to medical school display a variety of qualifications and motivations that make them suited for a career in medicine. This publication depicts some aggregate information about those who apply to medical school and those who ultimately enroll in medical school.

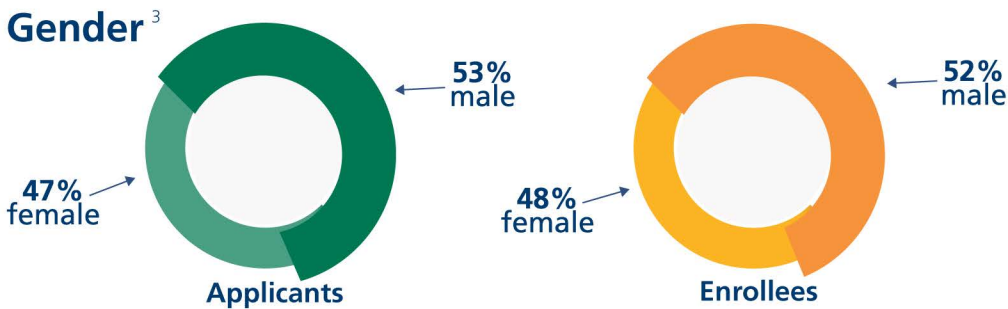
Applicants and Enrollees



Enrollee Self-Identification ²



Gender ³



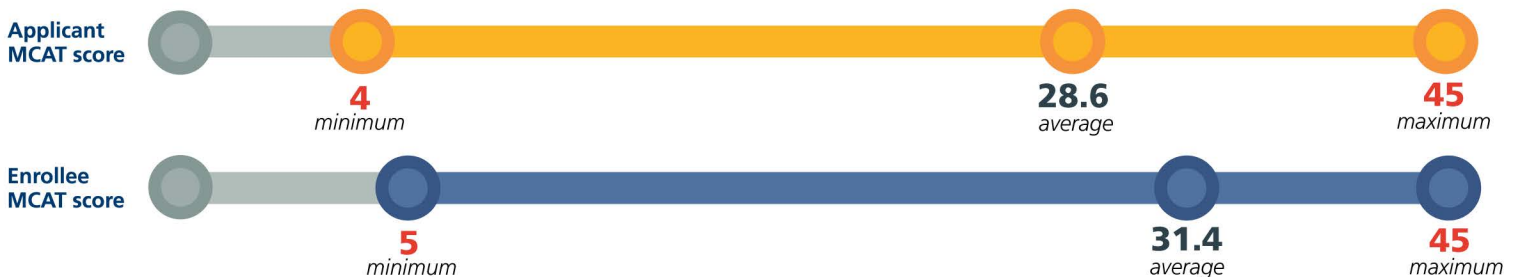
Average GPA



Citizenship ⁴, Military, and Age



Average MCAT



¹ Unless otherwise noted, the data represented in this publication are from the AMCAS Database. This includes application information from applicants to AMCAS-participating medical schools.

² Source: AAMC FACTS Table A-13. Includes data from AAMC member medical schools that do not participate in AMCAS.

³ .03% decline to answer this question.

⁴ As reported at submission of AMCAS application. Information is not verified by the AAMC.


Applying to Medical School

2014 AMCAS® Medical School Applications by the Numbers ¹

Medical schools are interested in applicants with all different types of experience. The data represented here is just a snapshot of characteristics that many entering medical students share.

Enrollee Profile



 **94%** have some form of community service (medical and non-medical)


An average of **54 courses** on their AMCAS application 


An overall median GPA of **3.74** 

 Altogether, enrollees have provided **10.2 million** community service hours

 **81%** have research/lab experience

Almost **1/3** speak a language (other than English) fluently 


72% have experience with physician shadowing or clinical observation 

 **69%** have taken at least one AP course

AMCAS Operations ²


46,353

Verified applications

31.5 million

Verified data points

7,685

Hours verifying applications

134,099

Paper documents handled by AMCAS

AAMC Services Contact Center ³



102,680 calls were answered by SCC staff

SCC staff responded to a total of **40,554 emails**

13,828 hours were devoted to assisting applicants, advisors, examinees, and other callers

¹ Unless otherwise noted, the data represented in this publication are from the AMCAS Database. This includes application information from applicants to AMCAS-participating medical schools.
^{2,3} Source: internal records.