



# Supporting Applicants through the 2021 AMCAS Application Cycle

Candice Pantor  
Sr. Communications Specialist, AMCAS

Jena Wimsatt  
Outreach Specialist

April 2, 2020

# Agenda

- AMCAS Application
- Verification
- After Submission
- AMCAS Letter Service
- The Advisor Information System (AIS)
  - Access and Reports
- The AAMC Advisor Hub
- Resources
- Q&A

# How does AMCAS work?



## Application Submitted

- Applicant completes & submits AMCAS application online
- Applicant pays submission fees (or uses valid Fee Assistance Program benefits)



## Application Processed

- Applicant arranges for all required official transcripts to be sent to AMCAS
- AMCAS performs verification of coursework and calculates AMCAS GPAs



## Application Delivered

- AMCAS distributes verified application to designated med schools
- AMCAS delivers letters to designated med schools as they are received

[aamc.org/advisors](https://aamc.org/advisors)

[Choosing a Medical Career](#)

[Applying to Medical School](#)

[Attending Medical School](#)

[Applying to Residency](#)

[Training in a Residency or Fellowship](#)

Home &gt; Applying to Medical School &gt; Understanding the Process

Share | f t in

[AMCAS® Sign In »](#)

# 2021 Application Dates

## Application Deadlines

- Application must be submitted by 11:59 p.m. ET of the deadline date
- Transcript deadlines must be received by AMCAS within 14 calendar days of the application deadline date
- Must be received by August 1 for early decision applicants
- Visit [www.aamc.org/amcasdeadlines](http://www.aamc.org/amcasdeadlines)

Date*	Event
April 3	2021 AMCAS resources available
May 4	AMCAS application opens
May 28	AMCAS application submission begins
June 26	Initial transmission of application data to medical schools
August 1	Early Decision Program deadline
Sept.-Dec.	Application deadlines

**Application dates are currently under evaluation.**

\*Dates subject to change

# 2021 AMCAS Participation

Tentative 2021 Participation	
Application	153 Schools/Programs All MD granting schools in the United States with the exception of MD programs at Texas public schools
AMCAS Letters	153 Schools/Programs
Criminal Background Checks	128 Schools/Programs

## 2021 AMCAS Application Fees:

- \$170 processing fee (includes one school designation)
- \$41 for each additional school

# The AMCAS Application

- Identifying Information
- Schools Attended
- Biographic Information
- Course Work
- Work/Activities
- Letters of Evaluation
- Medical Schools
- Essay(s)
- Standardized Tests

# Accessing the Application

## Sign In

[Forgot your username?](#) | [Forgot your password?](#)

Sign In

---

## Create AAMC Account

Register for an AAMC account to begin accessing products and services.

Create AAMC Account

[Need help?](#)



# AAMC Registration

## Create Account

1

2

1

### Personal Information

Please complete the fields below.

#### Email

Enter Email

#### Confirm Email

Re-Enter Email Address

#### Prefix (optional)

Select Prefix ▼

#### First Name

Enter First Name

#### Middle (optional)

Applicants should only complete registration if they do not have an AAMC ID

# My AAMC Profile

## My AAMC Profile

AAMC ID  
21213286

Save & Continue to Application

### Name

Prefix

Select Prefix

First Name (required)

Tim

Middle Name

Middle Name

Last Name (required)

Brown

Generational Suffix

Select Suffix

### Legal Name

Legal First Name (required)

Timothy

Legal Middle Name

Legal Middle Name


Legal Last Name (required)

Brown

Legal Generational Suffix

Select Suffix

# AMCAS Main Menu



AAMC

American Medical College Application Service® 2020 Application

Back to Dashboard My AAMC Profile My Application ▾ Help

Withdraw Application Submit Application

AAMC ID

Sex

Female

Date of Birth

Country of Birth

USA


Email

Birth State

CA

Birth City

Santa Ana

 Some information is centrally managed by AAMC and cannot be edited on this page. To edit your legal name, preferred name, birth, and sex, go to My AAMC Profile

Edit My Profile →

Application - Not Submitted to AMCAS

Identifying Information

Schools Attended

Biographic Information

Course Work

Work/Activities

Letters of Evaluation

Medical Schools

Essays

Standardized Tests

Incomplete

Incomplete

Incomplete

Incomplete

Incomplete

Incomplete

Incomplete

Incomplete

Print Transcript Request Forms

Print Letter Request Forms

Print Application

←

View Application Status History →

Quick Links

My Document Statuses

# AMCAS Main Menu (1/2)

The screenshot shows the AMCAS Main Menu. At the top is the AAMC logo and navigation links: "American Medical College Application Service® 2020 Application", "Back to Dashboard", "My AAMC Profile", "My Application", and "Help". Below these are "Withdraw Application" and "Submit Application" buttons. The main content area is divided into two columns. The left column displays user profile information: AAMC ID, Sex (Female), Date of Birth, Country of Birth (USA), Email, Birth State (CA), and Birth City (Santa Ana). A note below this information states: "Some information is centrally managed by AAMC and cannot be edited on this page. To edit your legal name, preferred name, birth, and sex, go to My AAMC Profile". The right column is titled "Application - Not Submitted to AMCAS" and lists various application components, all marked as "Incomplete": Identifying Information, Schools Attended, Biographic Information, Course Work, Work/Activities, Letters of Evaluation, Medical Schools, Essays, and Standardized Tests. To the right of this list are three buttons: "Print Transcript Request Forms", "Print Letter Request Forms", and "Print Application". At the bottom of the main content area are two buttons: "Edit My Profile" and "View Application Status History". A red box highlights the "View Application Status History" button, and a large blue arrow points from it to the "APPLICATION STATUS DEFINITIONS" window below.

AAMC

American Medical College Application Service® 2020 Application

Back to Dashboard My AAMC Profile My Application Help

Withdraw Application Submit Application

AAMC ID Sex  
Female

Date of Birth Country of Birth  
USA

Email Birth State  
CA

Birth City  
Santa Ana

Some information is centrally managed by AAMC and cannot be edited on this page. To edit your legal name, preferred name, birth, and sex, go to My AAMC Profile

Edit My Profile

View Application Status History

Application - Not Submitted to AMCAS

Identifying Information Incomplete

Schools Attended Incomplete

Biographic Information Incomplete

Course Work Incomplete

Work/Activities Incomplete

Letters of Evaluation Incomplete

Medical Schools Incomplete

Essays Incomplete

Standardized Tests Incomplete

Print Transcript Request Forms

Print Letter Request Forms

Print Application

Quick Links

My Document Statuses

The screenshot shows the "APPLICATION STATUS DEFINITIONS" window. It has a title bar with a close button (X). The main content area is titled "CURRENT APPLICATION STATUS" and contains a table with three columns: "Status", "Status Change Date", and "Definition". The table has one row with the following data: "Not Submitted to AMCAS", "04-22-2019", and "You have initiated your AMCAS application but your application has not been certified and submitted to AMCAS.". At the bottom right of the window is a "Close Window" button.

APPLICATION STATUS DEFINITIONS

CURRENT APPLICATION STATUS

Status	Status Change Date	Definition
Not Submitted to AMCAS	04-22-2019	You have initiated your AMCAS application but your application has not been certified and submitted to AMCAS.

Close Window

# AMCAS Main Menu (2/2)

Edit My Profile

### Quick Links

Academic Change RequestUpdate Advisor Release

[Learn more about the AAMC Fee Assistance Program »](#)

[View AMCAS Participating Medical Schools and Deadlines »](#)

[Find AMCAS resources on the Tools and Tutorials page »](#)

[Visit the AMCAS website »](#)

[Medical School Admission Requirements \(MSAR\) »](#)

Follow us on Twitter

View Application Status History

### My Document Statuses

Transcripts (0)	You have no transcripts attached to your application
Letters of Evaluation (0)	You have no letters attached to your application

View All Document Statuses

AAMC

American Medical College Application Service®  
2020 Application

My AAMC Profile

Main Menu

My Application ▾

Help

Identifying Information

Schools Attended

Biographic Information

Course Work

Work/Activities

Letters of Evaluation

Medical Schools

Essays

Standardized Tests

Save

Save & Continue >

Some information is centrally managed by AAMC and cannot be edited on this page. To edit your legal name, preferred name, birth, and sex, go to My AAMC Profile

Legal Name

Salutation  

Select Salutation ▾

Medical schools will send you correspondence, and often prefer salutation and properly cased name (e.g. Mr. John Smith)

First Name\*

Middle Name

Last Name\*

Suffix  

Select Suffix ▾


To edit your Legal Name, go to My AAMC Profile

Preferred Name

Salutation


# Identifying Information

## Birth & Sex

 These questions are intended to provide medical schools with information about the many ways in which an applicant could contribute to diversity at their institution.

### Sex\*

- ☐ Male
- ☒ Female
- ☐ Decline to Answer

 To edit your Sex, go to [My AAMC Profile](#)


### What is your current gender identity?

- ☐ Male
- ☐ Female
- ☐ Trans male/Trans man
- ☐ Trans female/Trans woman
- ☐ Genderqueer/Gender non-conforming
- ☐ Different Identity

Please select the set of pronouns you want people to use to refer to you.

Select Pronoun



 To edit your Birth Information, go to [My AAMC Profile](#)

# Schools Attended

## Add College

Country \*

Select Country

Program Type \*

Select Program Type

Start Date \*

MM/YYYY

End Date \*

MM/YYYY

Other Options

☐ Summer School Only

☐ Study Abroad Program

Advisor Release

The school-designated advisor(s) have met AMCAS-established requirements and are bound by confidentiality. Information transferred includes your personal/demographic information, work/activity information, credit hours, MCAT scores, GPAs, the names and types of your recommenders, the names of any other schools you have attended, the medical schools to which you have applied and what action those schools have taken, and the status of your application with AMCAS. Additionally, if you applied for fee assistance through the AAMC Fee Assistance Program, and in your fee assistance application agreed to release award information to your health professions advisor this information will be made available along with your application information.

Do you authorize AMCAS to release your application information to the school-designated advisor(s) at this institution? \*

☐ Yes

☐ No



# Schools Attended

## Transcript Request

**i** Note: One official transcript is required from each U.S., U.S. Territorial, or Canadian post-secondary institution at which you have attempted course work, regardless of whether credit was earned.

If you click Yes, you must have an official transcript sent to AMCAS by the Registrar's Office of the institution.

If you click No, this means that you are submitting a Transcript Exception Request and does not preclude you from transcript requirements. AMCAS will review your request and notify you if your Transcript Exception is not granted. This may result in delays for processing your application.

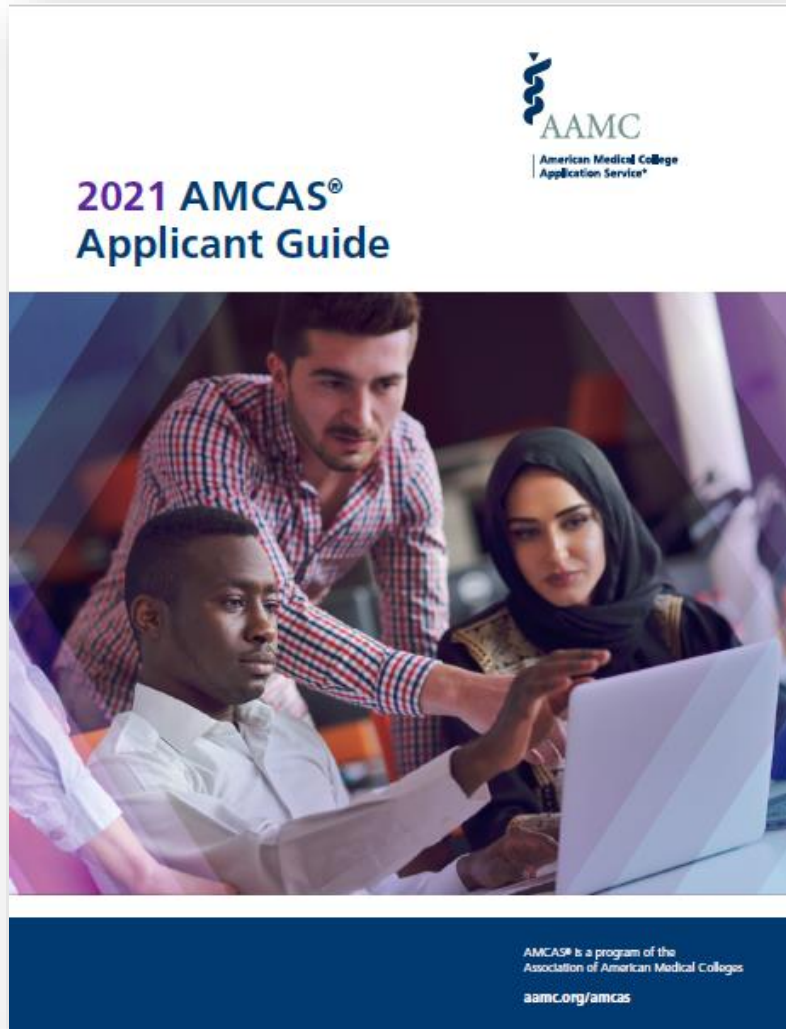
Does AMCAS require an official transcript from this school? Generally, a transcript is required. [Please review this additional information](#) if you need assistance in determining if a transcript is required. \*

☒ Yes  
☐ No


Cancel

Save

# Schools Attended



# Biographic Information

**AAMC**

**American Medical College Application Service®** 2020 Application

My AAMC ProfileMain MenuMy Application ▾Help

☒ Identifying Information☒ Schools Attended☒ **Biographic Information**☐ Course Work☐ Work/Activities☐ Letters of Evaluation☐ Medical Schools☐ Essays☐ Standardized Tests

« BackSaveSave & Continue »

Some information is centrally managed by AAMC and cannot be edited on this page. To edit your preferred email address, and citizenship, go to My AAMC Profile

✗ Preferred Address\*

Permanent Address\*

Alternate Contact

✓ Citizenship\*

Legal Residence\*

Self Identification

Languages\*

Childhood Information\*

Military Service\*

Military Discharge\*

Felony\*

Misdemeanor\*

Disadvantaged Status\*

Parents and Guardians\*

Siblings\*

Dependents\*

### Preferred Address

Country \*

Select Country ▾

Address 1 \*

Street number and name

Address 2


Apt No., Suite No., Building No. etc

City\*

Day Phone \*

Evening Phone

# Course Work

**AAMC**

**American Medical College Application Service®** 2020 Application

My AAMC ProfileMain MenuMy Application ▾Help

☒ Identifying Information☒ Schools Attended☒ Biographic Information☒ Course Work☐ Work/Activities☐ Letters of Evaluation☐ Medical Schools☐ Essays☐ Standardized Tests


Course Work\*

## Course Work

You must enter all of the courses you took at each school. Prior to entering your coursework, you are encouraged to watch some brief tutorials that will guide you through the process of entering your coursework. Click on the links below to learn about the process of entering coursework:

- ▶ Watch Basic Coursework Tutorial
- ▶ Watch AP Coursework/Credit Tutorial
- ▶ Watch Current and Future Coursework Tutorial (where you have not yet earned a grade)
- ▶ Watch Study Abroad Coursework Tutorial

Please review additional information about coursework in the AMCAS Applicant Guide.

 If you do not need to enter coursework for any of your schools attended, please select None for the applicable school(s). In order for AMCAS to process your application, all required coursework must be entered. Please refer to the AMCAS Applicant Guide for more information about entering coursework.

# Course Work

## Add Course



**i** Please be sure to enter all course(s) in the correct academic year, academic term, and year in school to avoid delays in application processing time.

**Reminder:** The AMCAS year begins with summer and ends with spring. Courses taken in the summer should be entered with the next academic year, even if your institution considers them in the previous academic year. For example, if you took a course in the first summer session of 2016, you should enter it as the 2016–2017 academic year, even if your school considers it in the 2015–2016 academic year.

Academic Year \*

Select Year



Academic Term \*

Select Academic Term



Year in School \*

Select Year In School



Course Number

Course Name \*

Please enter course number

Please enter course name

Course Classification \*

Please review additional information about Course Classification in the [AMCAS Applicant Guide](#).

Select Course Classification



**i** Although an asterisk does not appear next to Transcript Grade and Credit Hours indicating these fields are required, you must complete these fields if the information appears on your official transcript.

In certain cases, it may be appropriate to leave these fields blank. Please [review the coursework section](#) of the AMCAS Applicant Guide for more information. Failure to include required grades and credit hours may result in application processing delays, missed

Applicants should use a personal copy of their **official** transcript to complete this section.

# Work/Activities

## Add Work/Activities

Experience Type \*

Select Experience Type

Experience Name \*

Indicate the total number of hours that you spent completing (or expect to complete) this work experience or activity during the date range that you indicate. If this is a repeated experience, enter the total number of hours for each date range you provide.

Start Date \*

Select Month

Select Years

End Date \*

Select Month

Select Years

Total Hours \*

Repeated \*

☐ Yes

☐ No

Organization Name

Country

Select Country

City

Contact Title \*

Contact First Name \*

Contact Last Name \*

- Maximum of 15 entries  
Applicants can enter 3 additional date ranges for repeated activities
- Maximum of 3 “Most Meaningful”

### Most Meaningful Experience Summary \*

This is your opportunity to summarize why you have selected this experience as one of your most meaningful. In your remarks, you might consider the transformative nature of the experience: the impact you made while engaging in the experience and the personal growth you experienced as a result of your participation.

1325 characters left of 1325

Cancel

Save & Add Another

Save



# Letters of Evaluation

## Add Letter of Evaluation/Recommendation



Many medical schools determine whether or not an applicant has met their letter of evaluation/recommendation requirements by the type of letters they receive in support of an application. For example, a medical school may require a committee letter OR three individual letters in support of your application.

Please review the [AMCAS Applicant Guide](#) for more information about Letters of Evaluation.

Please identify the type of letter you wish to enter. If you are uncertain as to the type of letters provided by your school/institution, please ask your pre-health advisor or career center prior to answering this question.

☐ Committee Letter:

A committee is a letter authored by a pre-health committee or pre-health advisor and intended to represent your institution's evaluation of you. A committee letter may or may not include additional letters written in support of your application. A Committee Letter is sometimes called a composite letter.

☐ Letter Packet:

A packet or set of letters assembled and distributed by your institution, often by the institution's career center.

☐ Individual Letter:

An individual letter refers only to a letter authored by, and representing, a single letter writer. **If you have already included an individual letter within either a committee letter or letter packet, you do not need to add a separate entry for the individual letter.**



Select a meaningful Letter Title, as you may need this title later to identify a letter. For example, if this letter were from the University Of X, with a primary contact of John Doe, and you intend to have this letter sent only to MD/PhD programs, you might create a title of "UX\_Doe\_MD\_PhD".

Letter Title

*Please enter a title for this letter*

Cancel

Save

Applicants can  
submit their  
application  
**before** AMCAS  
receives their  
letters.

# Medical Schools

## Add Medical School

×

### Filters

State

Filter by State ▼

Deadline

Filter by Deadline ▼

Program Type

Filter by Program Type ▼


### Schools

School \*

AMCAS School of Medicine × ▼

[View this school's MSAR profile](#)

### Program

 You may need **prior permission** from the medical school to select any of the following program types:


- Deferred/Delayed Matriculant
- Early Assurance
- Combined Bachelors/Medical Degree
- Other Special Program

Program \*

☐ Regular M.D.

☐ Early Decision ("Applicants applying through the Early Decision program are NOT permitted to apply to other schools while under consideration for Early Decision. Interviews will begin on June 30, 2020. Admissions decisions will begin on July 9, 2020") (Restricted)

☐ Combined Medical Degree/Ph.D



AAMC



# Essay (1/2)

## Personal Comments Essay



Some questions you may want to consider while drafting this essay are:


- Why have you selected the field of medicine?
- What motivates you to learn more about medicine?
- What do you want medical schools to know about you that hasn't been disclosed in another section of the application?

In addition, you may wish to include information such as:

- Special hardships, challenges or obstacles that may have influenced your educational pursuits
- Commentary on significant fluctuations in your academic record which are not explained elsewhere in your application

Ok

### Personal Comments Essay

 Consider and write your Personal Comments carefully; many admissions committees place significant weight on this section. Make sure you proofread carefully because no changes may be made after you submit your application. What information should I consider including in my personal comments?

Use the space provided to explain why you want to go to medical school. \*


I want to go to medical school!



5269 characters left of 5300

# Essay (2/2)

## MD/PhD Essay

 Your response will only be forwarded to your designated MD/PhD program(s).

**Please state your reasons for wishing to pursue the combined MD/PhD degree.\***

Your response will only be forwarded to your designated MD/PhD program(s).

I really, really want to be a doctor!

2963 characters left of 3000

## Significant Research Hours

**Please enter your total hours of prior research experience.\***

# Standardized Tests

- ✓ MCAT® Scores
- MCAT® Exam Date \*
- Other Tests \*

## MCAT® Scores



Note: Your MCAT scores have not been loaded yet.

## MCAT® Exam Date

Medical schools need to know if the MCAT scores in support of your application include upcoming or recently taken MCAT scores.

- ☐ Yes
- ☐ No

Applicants should indicate any future MCAT testing dates.



AAMC  
Medical College Admission Test

### 2020 U.S. Schedule for the Medical College Admission Test® (MCAT®)\*

#### JAN

SUN	MON	TUE	WED	THU	FRI	SAT
	1	2	3	4		
5	6	7	8	9	10	11
12	13	14	15	16	17	18
19	20	21	22	23	24	25
26	27	28	29	30	31	

#### FEB

SUN	MON	TUE	WED	THU	FRI	SAT
		1				
2	3	4	5	6	7	8
9	10	11	12	13	14	15
16	17	18	19	20	21	22
23	24	25	26	27	28	29

#### MAR

SUN	MON	TUE	WED	THU	FRI	SAT
	1	2	3	4	5	6
7	8	9	10	11	12	13
14	15	16	17	18	19	20
21	22	23	24	25	26	27
28	29	30	31			

#### APR

SUN	MON	TUE	WED	THU	FRI	SAT
		1	2	3	4	5
6	7	8	9	10	11	12
13	14	15	16	17	18	19
20	21	22	23	24	25	26
27	28	29	30			

#### MAY

SUN	MON	TUE	WED	THU	FRI	SAT
				1	2	
3	4	5	6	7	8	9
10	11	12	13	14	15	16
17	18	19	20	21	22	23
24	25	26	27	28	29	30
31						

#### JUN

SUN	MON	TUE	WED	THU	FRI	SAT
	1	2	3	4	5	6
7	8	9	10	11	12	13
14	15	16	17	18	19	20
21	22	23	24	25	26	27
28	29	30				

#### JUL

SUN	MON	TUE	WED	THU	FRI	SAT
		1	2	3	4	
5	6	7	8	9	10	11
12	13	14	15	16	17	18
19	20	21	22	23	24	25
26	27	28	29	30	31	


#### AUG

SUN	MON	TUE	WED	THU	FRI	SAT
						1
2	3	4	5	6	7	8
9	10	11	12	13	14	15
16	17	18	19	20	21	22
23	24	25	26	27	28	29
30	31					

#### SEP

SUN	MON	TUE	WED	THU	FRI	SAT
						1
2	3	4	5	6	7	8
9	10	11	12	13	14	15
16	17	18	19	20	21	22
23	24	25	26	27	28	29
30						

\*The above dates indicate the U.S. MCAT test dates. For Canadian and international test dates, please visit [students-residents.aamc.org/mcatregister](https://students-residents.aamc.org/mcatregister).  
Note: The MCAT exam is not offered in February or October-December 2020.  
All exams start at 8:00 a.m. local time.  
For more information, visit [aamc.org/mcat](https://aamc.org/mcat).

 @AAMC\_MCAT

# MCAT Scores



Name: PERMANENTTEST

Exam Date: 06/20/2015

Section	Score	Confidence Band <sup>1</sup>	Percentile Rank of Score <sup>2</sup>	Score Profile <sup>3</sup>
Chemical and Physical Foundations of Biological Systems	132	131 ◀ 132	100%	118 — 125 — 132
Critical Analysis and Reasoning Skills	132	131 ◀ 132	100%	118 — 125 — 132
Biological and Biochemical Foundations of Living Systems	132	131 ◀ 132	100%	118 — 125 — 132
Psychological, Social, and Biological Foundations of Behavior	132	131 ◀ 132	100%	118 — 125 — 132
<b>MCAT Total</b>	<b>528</b>	<b>526 ◀ 528</b>	<b>100%</b>	

## Notes

<sup>1</sup>Test scores, like other measurements, are not perfectly precise. The confidence bands around test scores mark the ranges in which the test taker's true scores probably lie. The diamond shapes and shading show that the test taker's true scores are more likely to be their reported scores (in the second column) than the other scores in the confidence bands.

<sup>2</sup>The percentile ranks of scores are the percentages of test takers who received the same scores or lower scores. The percentile ranks are updated on May 1 every year to reflect the results from the three most recent previous calendar years.

<sup>3</sup>For the four sections, non-overlapping confidence bands show a test taker's likely strengths and weaknesses. Overlapping confidence bands suggest that there are not meaningful differences in performance between sections.

Score breakdowns and confidence bands will appear in the AMCAS application.



# Certification Statements

## Application Submission Process

PRE-SUBMISSION CHECKS

CERTIFICATION

PASSWORD

CBC

PAYMENT

SUBMISSION COMPLETE

### CERTIFICATION STATEMENTS

In order to complete and submit your application, you must certify the following statements by checking each box and clicking the Agree button.

☐ I certify that the information in this application and associated materials is current, complete, and accurate to the best of my knowledge. \*

☐ I certify that all written passages, such as the personal statement, essays required from M.D.-Ph.D. applicants and descriptions of work/activities, are my own and have not been written, in part or whole, by a third party. Quotations are permitted if the source is cited. \*

☐ I have read, understand, and agree to comply with the [AMCAS Applicant Guide](#), including the provisions noting that I am responsible for monitoring and ensuring the progress of my application process, by checking the Main Menu of my application. \*

☐ I understand that I am responsible for reviewing my application after AMCAS processing is complete. I am responsible for notifying AMCAS of any discrepancies resulting from the verification process by using the Academic Change Request process located in the Quick Links section of the Main Menu. \*

☐ I have read, understand, and agree to comply with the [Application and Acceptance Protocols for Applicants](#), which set forth guidelines for ethical conduct during the application process, and define important application cycle dates. \*

☐ AAMC investigates and may report to legitimately interested parties discrepancies in information, attempts to subvert the admission process, and any other irregular matter that occurs in connection with application activities. I understand and agree that the sole and exclusive remedy available to me to appeal or otherwise challenge the AAMC's decision to send an investigation report to legitimately interested parties shall be confidential, binding arbitration through written submissions only to the Washington, D.C. office of the American Arbitration Association under the expedited procedures for commercial matters. I understand that my failure to request in writing arbitration within 30 calendar days of receipt of an investigation report that has been approved by the AAMC for transmittal to interested parties will constitute an absolute bar and waiver of this exclusive remedy. I further understand that the sole issue for arbitration shall be whether the AAMC acted reasonably and in good faith in making its decision. \*

☐ I understand that I am responsible for learning the admissions requirements, application policies, and due dates for each school to which I am applying, and that I am not eligible for a refund of AMCAS fees if I do not meet the admissions requirements of the medical schools to which I apply. \*

Last step of application: certify data is accurate, submit, and pay processing fee.

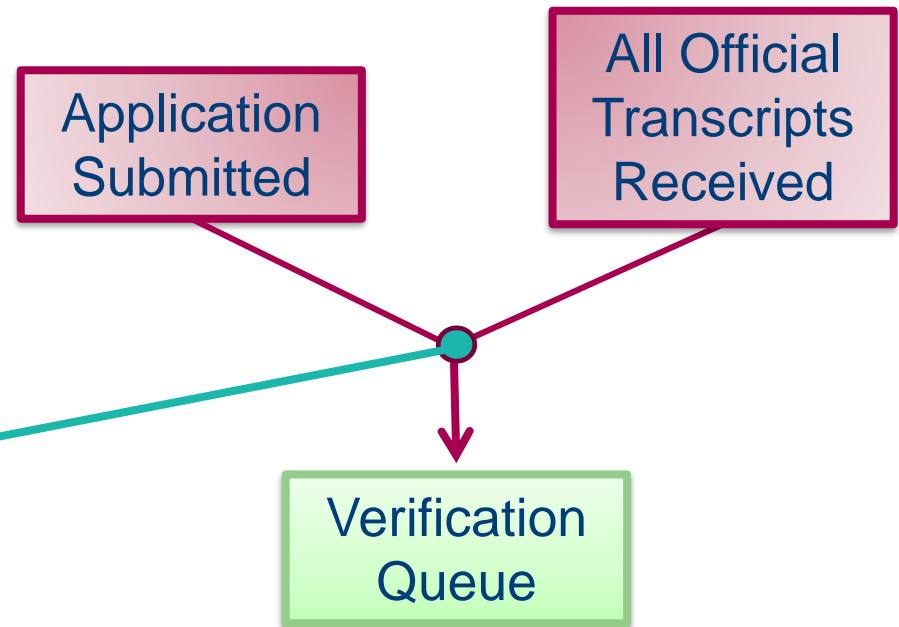
# AMCAS Verification Process

## Transcripts

- All required official transcripts are required before an application can join the verification queue
- AMCAS accepts PDF eTranscripts from approved senders

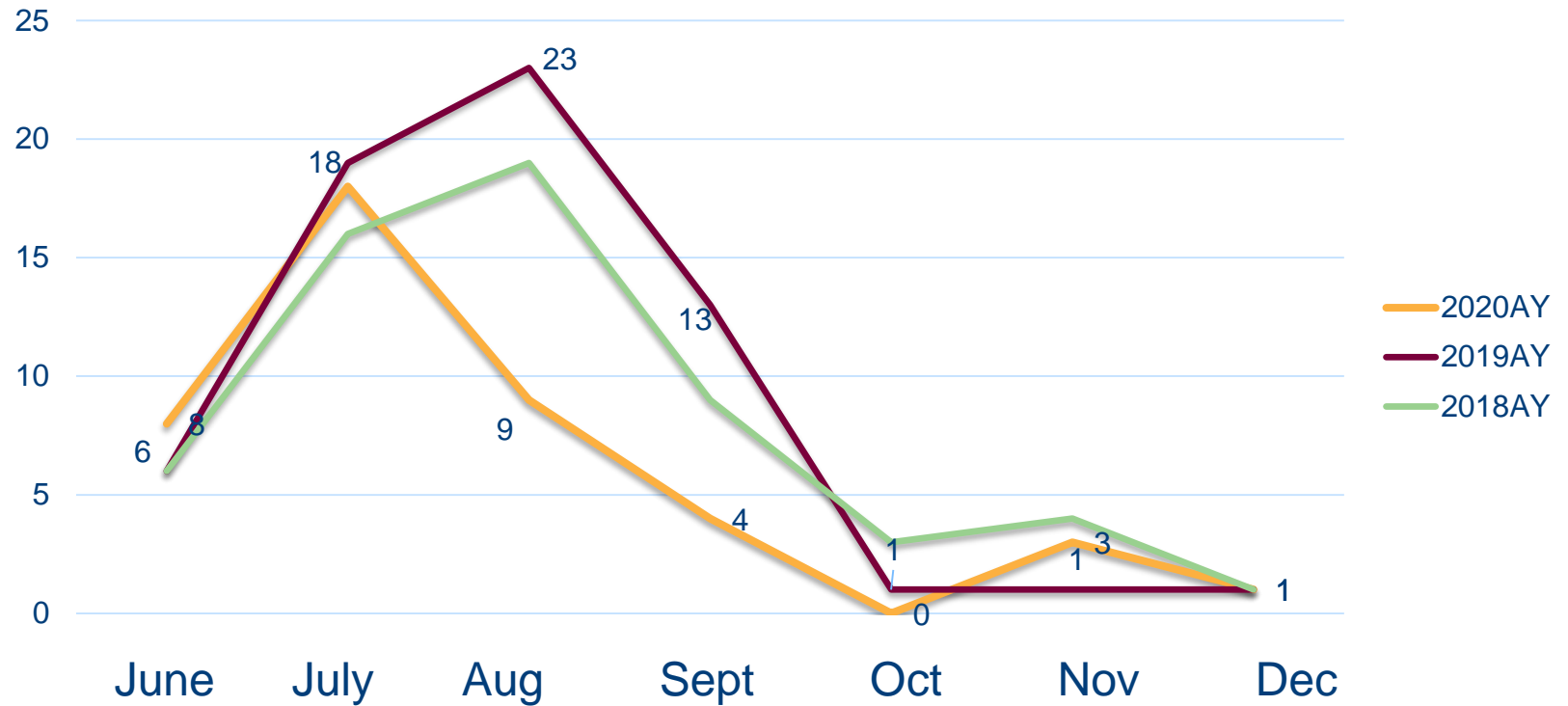
## Processing

- From date of “**Ready to Review**” application status, about 6 weeks
- Find processing updates on Twitter (@AMCASinfo) and on the AMCAS application sign in page



# AMCAS Verification

Average number of business days to complete verification





# Application Reminders

- Criminal Background Checks
- *Application and Acceptance Protocols for Applicants*






# Criminal Background Checks

- Participating schools have checks run on accepted or waitlisted applicants
- Certiphi Screening, Inc. will notify applicants when the CBC has been initiated
- Applicants have 10 calendar days to review their report
- No additional charge to the applicant for this service

## CBC Schedule

Application Status	CBC Procured
Accepted, Early Decision Program	Upon Acceptance
Accepted, Regular	After January 1
Alternate List	After May 15, by school's request only

# Application and Acceptance Protocols for Applicants



MembersStudentsResidentsSearchStoreSign In

ADVISORSADVOCACYCALENDARDATAFINANCIAL AIDNEWS SERVICES

Choosing a Medical CareerApplying to Medical SchoolAttending Medical SchoolApplying to ResidencyTraining in a Residency or Fellowship

Home > Applying to Medical School > Understanding the Process > Applying to Medical School with AMCAS®Share | f t in

## Application and Acceptance Protocols - Admission Officers

*Recommendations to help ensure that all MD and MD-PhD applicants receive timely notification about the outcome of their AMCAS® application. These guidelines are not intended to supersede the policies, timelines, or discretion of individual schools or programs. Applicants are expected to become familiar with the procedures and requirements of each school to which they apply.*

The AAMC recommends the following guidelines to ensure that MD and MD-PhD applicants are afforded timely notification of the outcome of their applications and timely access to available first-year positions and that schools and programs are able to reasonably anticipate accepted applicant matriculation in order to avoid unfilled positions in their entering classes. For the purposes of these protocols, *matriculation* means that a student has begun a pre-matriculation program, attended orientation immediately preceding enrollment, or enrolled in classes at a medical school.

These protocols are often referred to as "Traffic Rules" by admissions officers and prehealth advisors. These recommendations are distributed for the information of prospective MD and MD-PhD students, their advisors,

AMCAS® Sign In »

**The 2020 AMCAS application is now open.** If you wish to start medical school in Fall 2020, please complete and submit the 2020 AMCAS application. **Please be sure to proofread your application before submitting.**

As of **April 8** AMCAS is:

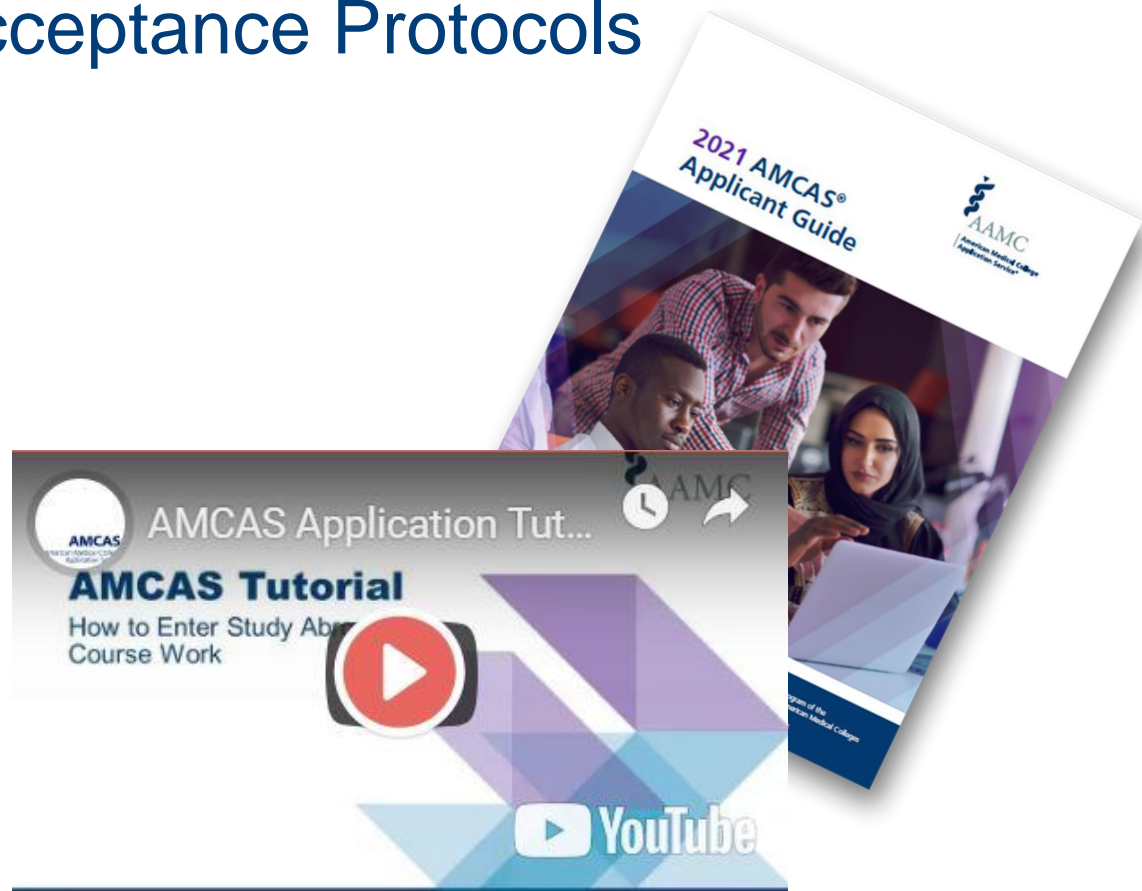
Marking transcripts as "Received" that were delivered on **April 8**.

Processing applications that reached "Ready for Review" on **April 7**.

Processing Academic Change Requests submitted on **April 7**.

# AMCAS Tools

- AMCAS Applicant Guide
- Application and Acceptance Protocols
- Video Tutorials
- Twitter
  - @AMCASinfo

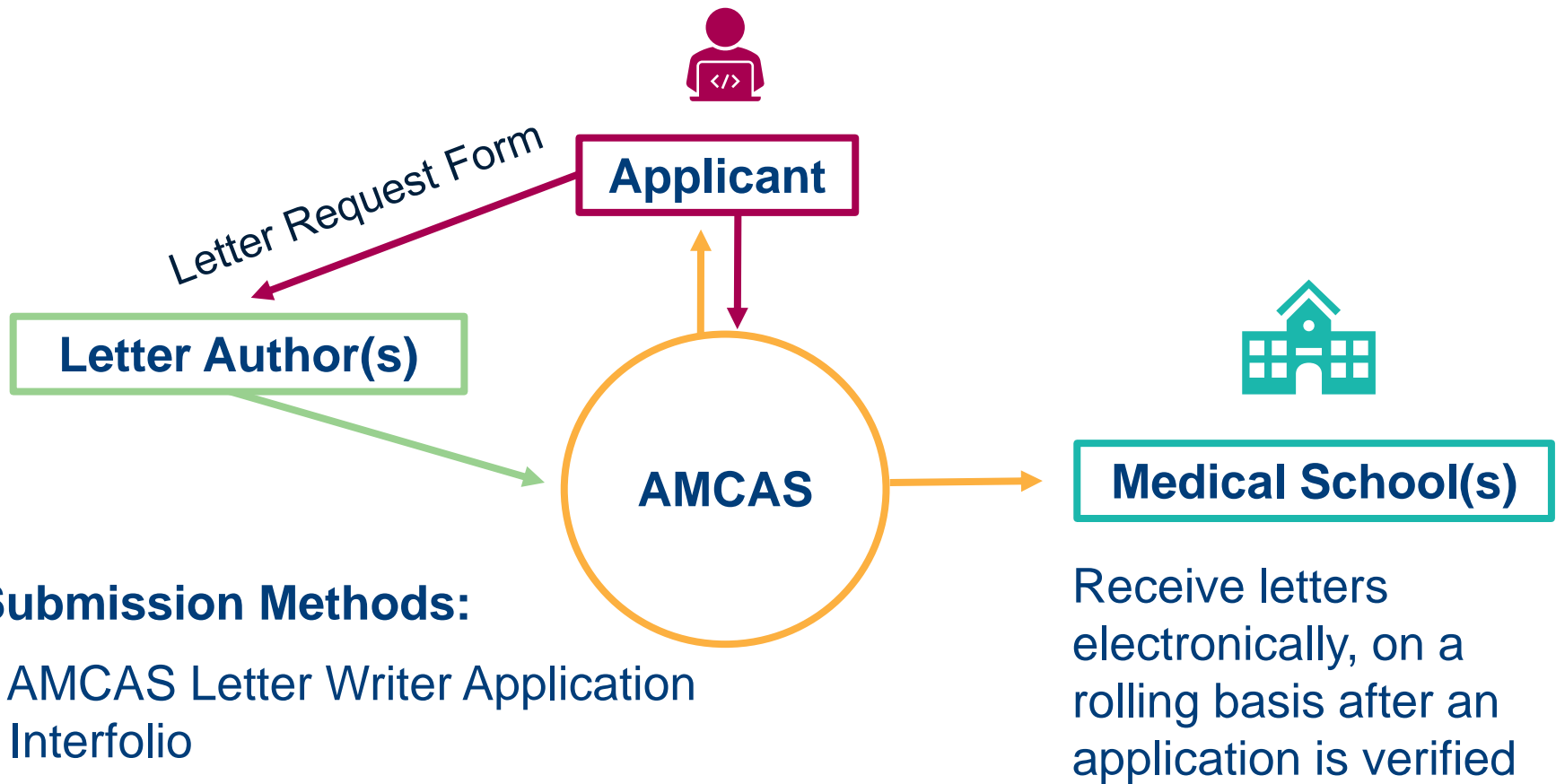


[aamc.org/amcas](https://aamc.org/amcas)

# Agenda

- AMCAS Application
- Verification
- After Submission
- AMCAS Letter Service
- The Advisor Information System (AIS)
  - Access and Reports
- The AAMC Advisor Hub
- Resources
- Q&A

# Letters of Evaluation

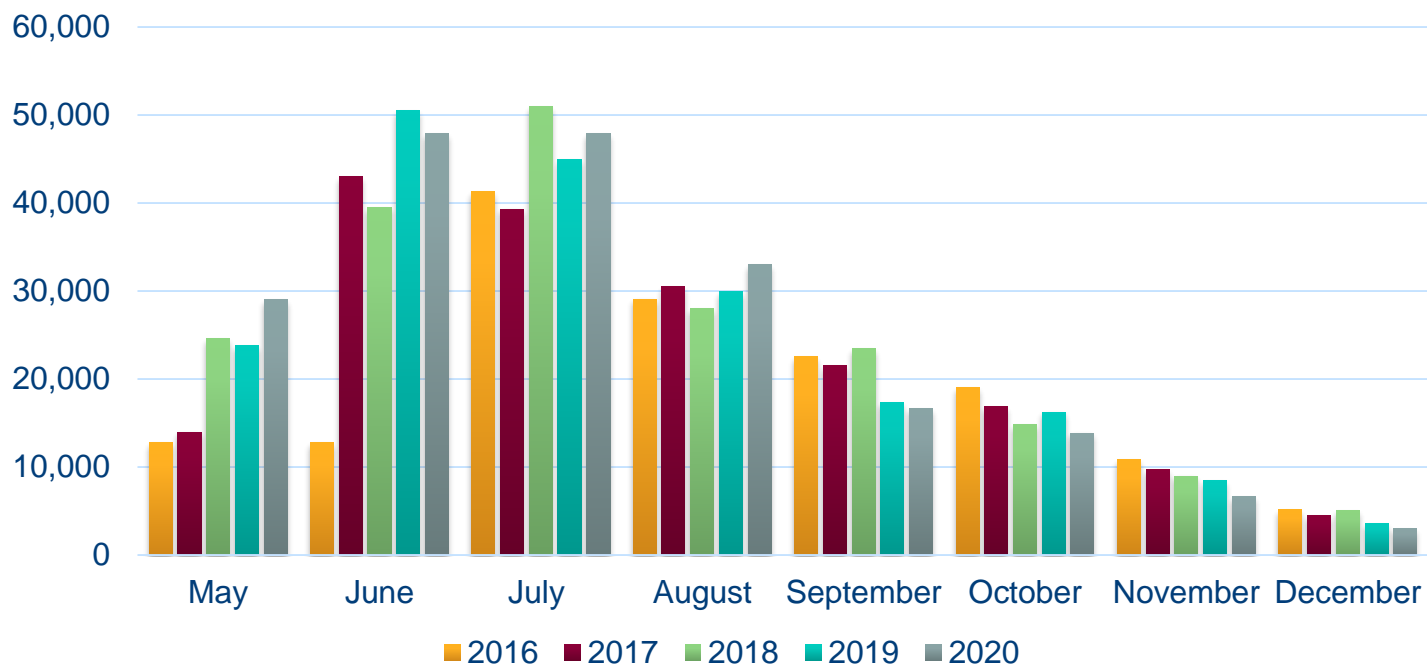


## Submission Methods:

- AMCAS Letter Writer Application
- Interfolio

# Letters of Evaluation

## Letters of Evaluation Received, 2016AY – 2020AY



# AMCAS Letter Writer Application

- Use your AAMC account (or create one) to upload PDFs quickly and securely—for free!

American Medical College  
Application Service

AMCAS



AAMC

## Letter Writer Application

### Welcome to the AMCAS Letter Writer Application

#### Login

If you have an AAMC account, please click the "Login" button below.

**Login** [Forgot Password?](#)

-OR-

#### Register For a New Account

If you do not have an account, click the "Register" button below to proceed.

**Register**

#### About the AMCAS Letter Writer Application

The Letter Writer Application enables letter writers to upload PDF documents to AMCAS rather than send letters via the mail. Once the PDF document is uploaded to the Letter Writer Application and after the processing of the AMCAS application the documents are made available to the medical schools designated by the applicant. Please click 'Help' after logging into the Letter Writer Application for instructions on uploading letters, or click [HERE](#) for a link to our public site which also contains detailed instructions.

The AAMC has established a centralized set of guidelines for letter writers. Please be sure to review these guidelines at [www.aamc.org/amcasletters](http://www.aamc.org/amcasletters) when writing letters of recommendation for applicants to medical schools.

#### Need Help?

[Watch the Letter Writer Application video tutorial](#) to get started. [Send us an e-mail](#) using our online form.

#### About AAMC User Accounts

All major AAMC applications, such as AIS, AMCAS, MCAT THx, and the Fee Assistance Program use the same usernames and passwords. If you have used one of these systems please enter that username and password in the boxes to the left. **Each user needs a separate AAMC account and you will need to register if you are uploading for an AMCAS applicant as you cannot use your applicant's/student's AAMC ID and password to upload documents.**

**Note:** Medical schools may require your letters to be on official letterhead and include your signature.

[services.aamc.org/letterwriter/](http://services.aamc.org/letterwriter/)



# Letter Writer Guidelines (1/2)



**Thank you for agreeing to write a letter of evaluation for a medical school applicant!**

The guidelines are intended to enhance the letter-writing process by providing a general framework of best practices and relevant content for letter writers to follow. They are optional and can be applied to both individual and committee letters.

## **Guidelines**

1. Provide an accurate assessment of the applicant's suitability for medical school rather than advocate for the applicant.
2. Briefly explain your relationship with the applicant:
  - How long have you known the applicant?
  - In what capacity have you interacted (e.g., faculty, premedical advisor, supervisor)?
  - Are your observations of the applicant direct or indirect?
3. Quality of information is more important than letter length. Focus on the applicant rather than details of the lab, course, assignment, job, or institution.
4. Only include information on grades, GPA, or MCAT scores *if* you also provide context to help interpret them. Grades, GPA, and MCAT scores are available within the application.



# Letter Writer Guidelines (2/2)



Tomorrow's Doctors, Tomorrow's Cures®

## Core, Entry-Level Competencies

Describe how the applicant has, or has not, demonstrated any of the following competencies that are necessary for success in medical school.

### *Thinking and Reasoning Competencies*

---

**Critical Thinking:** Uses logic and reasoning to identify the strengths and weaknesses of alternative solutions, conclusions, or approaches to problems.

**Quantitative Reasoning:** Applies quantitative reasoning and appropriate mathematics to describe or explain phenomena in the natural world.

**Scientific Inquiry:** Applies knowledge of the scientific process to integrate and synthesize information, solve problems, and formulate research questions and hypotheses. Is facile in the language of the sciences and uses it to participate in the discourse of science and explain how scientific knowledge is discovered and validated.

**Written Communication:** Effectively conveys information to others using written words and sentences.

### *Science Competencies*

---

**Living Systems:** Applies knowledge and skill in the natural sciences to solve problems related to molecular and macro systems.

**Human Behavior:** Applies knowledge of the self, others, and social systems to solve problems related to the psychological, social, and biological factors that influence health and well-being.

### *Pre-professional Competencies*

---

**Service Orientation:** Demonstrates a desire to help others and sensitivity to others' needs and feelings. Demonstrates a desire to alleviate others' distress. Recognizes and acts on their responsibilities to society locally, nationally, and globally.

**Social Skills:** Demonstrates awareness of others' needs, goals, feelings, and the ways social and behavioral cues affect peoples' interactions and behaviors. Adjusts behaviors appropriately in response to these cues. Treats others with respect.

**Cultural Competence:** Demonstrates knowledge of social and cultural factors that affect interactions and behaviors. Shows an appreciation

# AIS Access & Resources



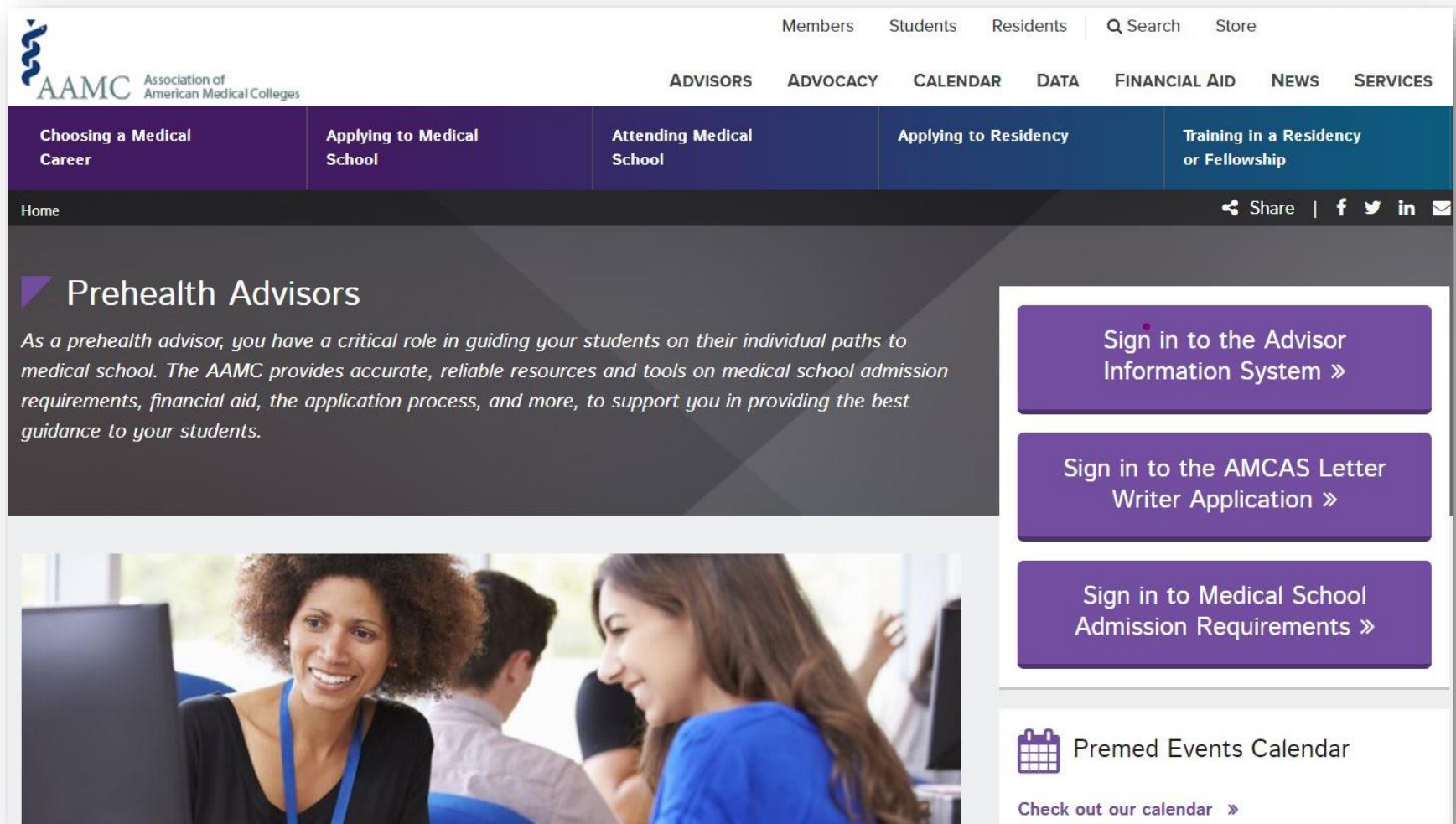
- Visit <https://students-residents.aamc.org/advisors/advisor-information-system/>
- Get info about gaining access to AIS, report instructions, and other helpful resources

# Advisor Information System (AIS)

- Applicant data from students who have released their information to school-designated advisors
- Statement of Confidentiality

Quick Lookup	Roster of Applicants	MCAT Roster/Summary	Designated School	App Yr Stats	Trends
Name		Purpose			
Quick Lookup		Search for a single advisee			
Roster of Applicants		Retrieve data for a particular set of AMCAS applicants			
MCAT Roster/Summary		Retrieve individual or aggregate data for a particular set of MCAT examinees			
Designated School		Lists medical schools that your students have applied to, the number who have applied, the number who have been accepted, and the number who have matriculated			
Application Year Statistics		Compare school statistics to national statistics for a given application year			
Trends		Graphs of aggregate data for closed application years			

# The Advisor Hub



The screenshot displays the AAMC Advisor Hub website. At the top left is the AAMC logo with the text "Association of American Medical Colleges". To the right of the logo is a navigation bar with links for "Members", "Students", "Residents", "Q Search", and "Store". Below this is a secondary navigation bar with links for "ADVISORS", "ADVOCACY", "CALENDAR", "DATA", "FINANCIAL AID", "NEWS", and "SERVICES". A horizontal menu below the navigation bar contains five categories: "Choosing a Medical Career", "Applying to Medical School", "Attending Medical School", "Applying to Residency", and "Training in a Residency or Fellowship". Below this menu is a dark bar with a "Home" link on the left and social media icons for "Share", "f", "t", "in", and an email icon on the right.


**Prehealth Advisors**

*As a prehealth advisor, you have a critical role in guiding your students on their individual paths to medical school. The AAMC provides accurate, reliable resources and tools on medical school admission requirements, financial aid, the application process, and more, to support you in providing the best guidance to your students.*

[Sign in to the Advisor Information System »](#)

[Sign in to the AMCAS Letter Writer Application »](#)

[Sign in to Medical School Admission Requirements »](#)

 **Premed Events Calendar**

[Check out our calendar »](#)

The bottom section of the screenshot features a photograph of three people in a professional setting. A woman with curly hair, wearing a blue lanyard, is smiling and looking towards the camera. Behind her, a man and another woman are partially visible, looking at a computer screen.

[aamc.org/advisors](https://aamc.org/advisors)

# 2020 Fee Assistance Program

The AAMC believes that the cost of applying to medical school should not be a barrier to those who are interested in becoming physicians.



Fee Assistance program benefits are not retroactive! Please encourage advisees to apply well before they register for MCAT or submit their AMCAS application.

# Fee Assistance Program

- Benefits:
  - Awardees can use benefits for up to two calendar years

If application is approved:	Benefits expire:
Jan. 1 – Dec. 31, 2019	December 31, 2020
Jan. 1 – Dec. 31, 2020	December 31, 2021

- Eligibility:
  - Please see website



# Fee Assistance Program

- Website resources to direct your advisees to:
  - What You Need to Apply
  - *2020 Fee Assistance Program Essentials*
  - Fee Assistance Program FAQ's

fap@aamc.org

202-828-0600

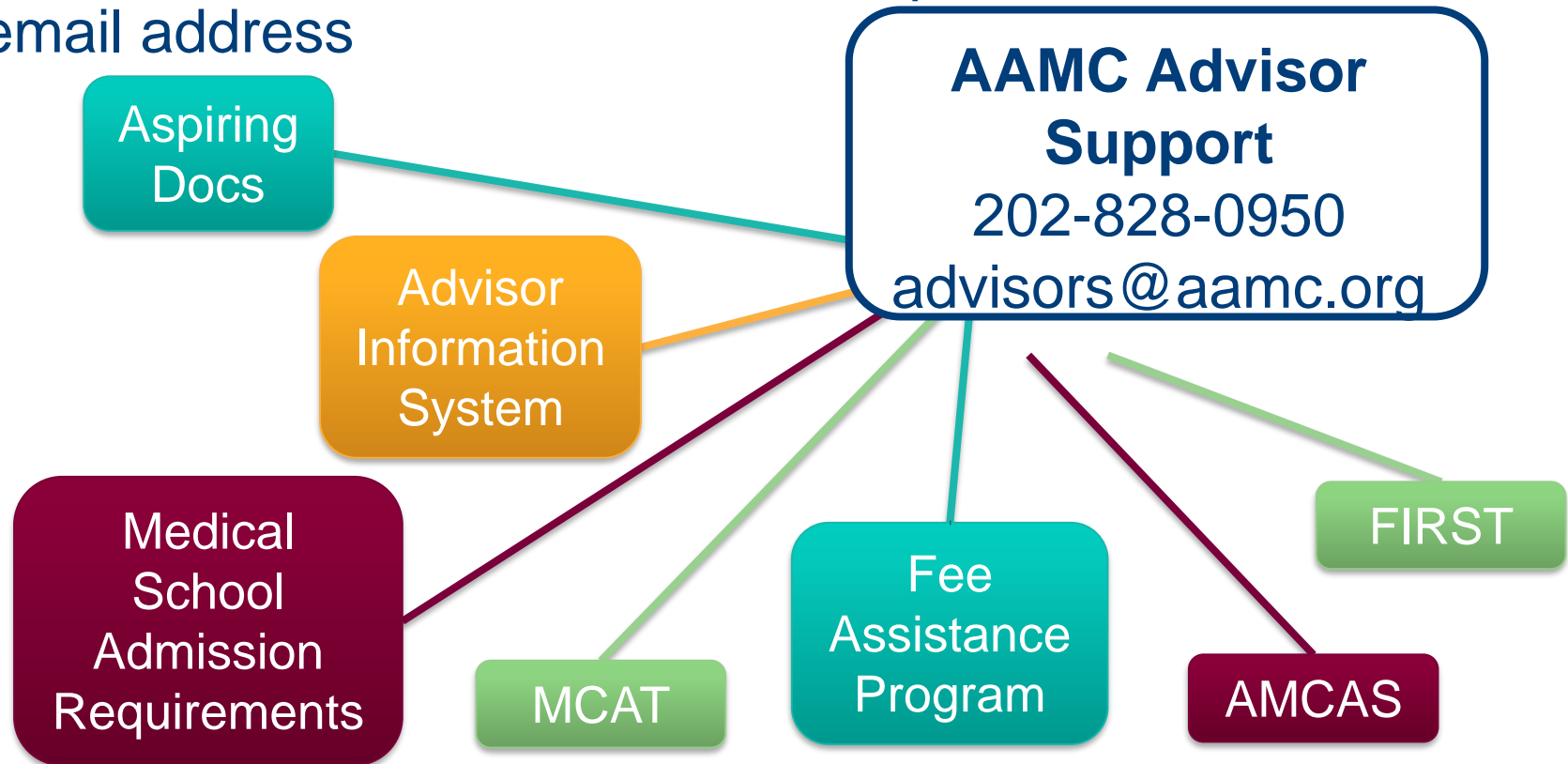
M – F, 9 am – 7 pm (EST)



@AMCASinfo

# Advisor Support

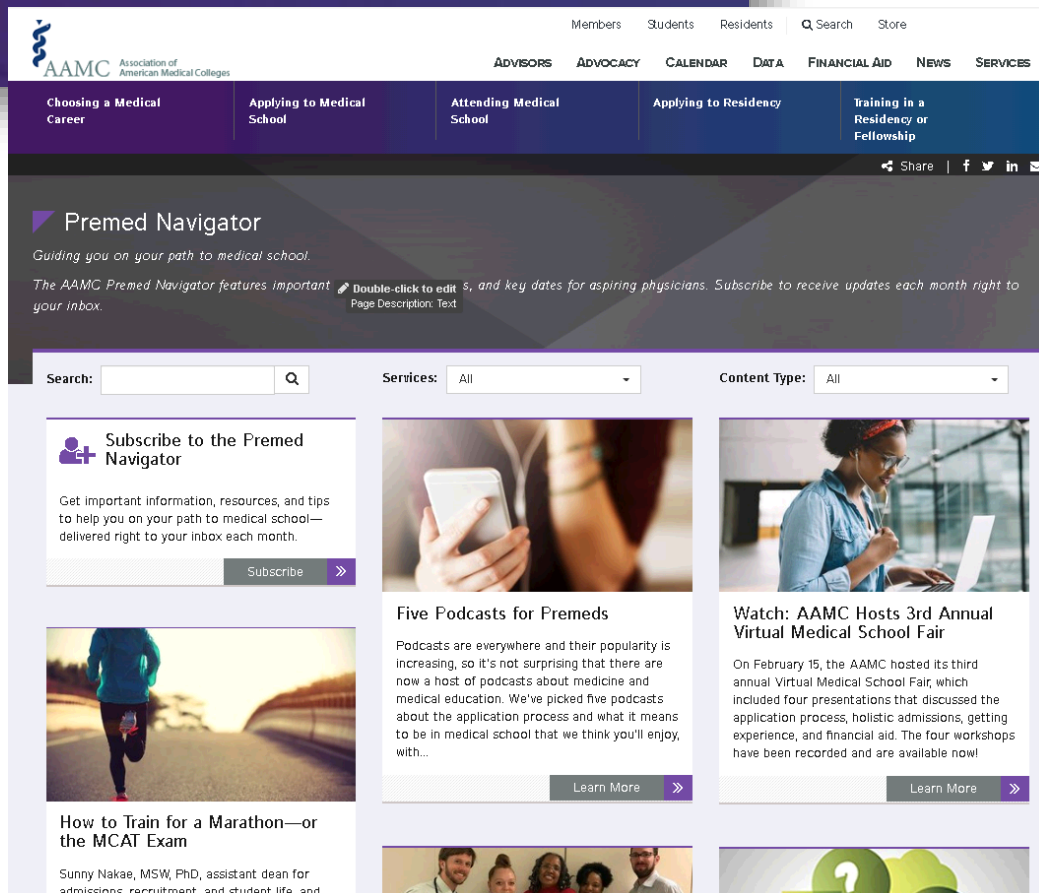
Advisor support for all pre-med AAMC programs and services will be accessible via one phone number and email address





# AAMC Premed Navigator

Guiding You on Your Path to Medical School



Monthly e-newsletter  
for applicants and  
helpful web content.

[students-residents.aamc.org/navigator](https://students-residents.aamc.org/navigator)



# Anatomy of an Applicant



- Core Competencies
- Self-Assessment Guide
- Student Profiles

## Anatomy of an Applicant

Medical schools consider more than your grades and scores. There are 15 Core Competencies, including teamwork and capacity for improvement, that demonstrate your preparedness for medical school. To show how successful applicants have demonstrated these competencies in many different ways, we interviewed real medical students, their pre-health advisors, and the admission officers who accepted them.

Engage with Your Peers



AAMCpremed



@aamcpremed

## Self-Assessment Guide



Anatomy of an Applicant resources and self-assessment guide for medical school applicants.

[Download >](#)


## Participate in Anatomy of An Applicant



## The Core Competencies for Entering Medical Students

Successful medical school applicants are able to demonstrate skills, knowledge, and abilities in these areas.

[Learn More >](#)



## Real Stories Demonstrating Core Competencies

We interviewed medical students, their pre-health advisors, and the admissions officers who accepted them to learn how they demonstrated the Core Competencies for Entering Medical Students. ...

[Learn More >](#)



## The Parts of Your Medical School

[aamc.org/competencies](https://aamc.org/competencies)



# Access Code Management Tool (ACMT)

## Access Code Management Tool

[← My Code Banks](#)

### Code Bank Details

**Name:** Advisor MSAR Code  
**Bank Status:** Active  
**Bank Created:** 2018/3/23  
**Bank Effective:** 2018/3/23  
**Bank Expiration:** 2019/3/23

### Access

**Application:** MSAR  
**Role:** MSAR\_Subscription  
**Expiration:** 2019/7/19  
**Status:** Active

### Access Codes

**Total:** 500  
**Issued:** 3  
**Redeemed:** 0  
**Remaining:** 497  
**i** Issued Codes are valid for 28 days from the date of issue.

### Advisor MSAR Code

MSAR\_Subscription  
[Edit Description](#)  
[View/Modify Email Template](#)

**Access Codes (3)**

Bulk Resend (0)

Issue Access Codes

	First Name	Last Name	Email	Status	Date Issued	Date Redeemed	
<input type="checkbox"/>	<input type="text"/>	<input type="text"/>	<input type="text"/>	<input type="text"/>	<input type="text"/>	<input type="text"/>	
<input checked="" type="checkbox"/>	Jane	Doe	Jdoe@gmail.com	Issued	2018/3/23 10:56 AM		<div>Review</div>
<input checked="" type="checkbox"/>	John	Doe	JohDoe@gmail.com	Issued	2018/3/23 10:56 AM		<div>Review</div>
<input checked="" type="checkbox"/>	Test	Neilds	Testneilds@aamc.org	Issued	2018/3/23 10:59 AM		<div>Review</div>

Total Items: 3

ACMT allows advisors to easily distribute, manage and keep track of your access codes in a “Code Bank.”

# Questions?



Type your questions in the chat box in the lower left corner of your screen and click the *SEND* button

## Contact Us

[advisors@aamc.org](mailto:advisors@aamc.org)

202-828-0950

@amcasinfo



**Please fill out the survey and tell us what you thought about this webinar!**